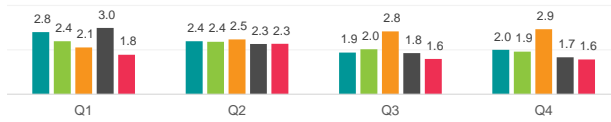


Securities Lending Returns in iBoxx EUR Corporates Index



IHS Markit iBoxx EUR Corporates Index is designed to reflect the performance of the EUR denominated investment grade corporate debt issued by public or private corporations. The index rules aim to offer a broad coverage of the EUR bond universe, whilst upholding minimum standards of investability and liquidity. IHS Markit Securities Finance provides the securities lending return made from the bonds in the index since 2015 and further provides a break down by fee categories, ratings & years to maturity as well as the level of Utilization in the index constituents. There are currently 2480 bonds on loan out of the 3118 bonds in the index

SL Returns to Lendable (bps) : Quarterly Comparison

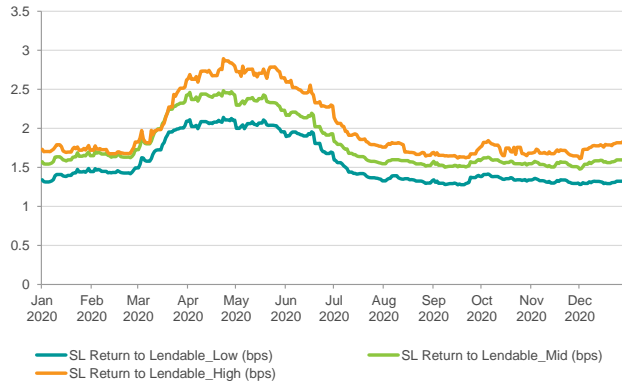


Indexed Utilization	2016	2017	2018	2019	2020*
End of Year Utilization Levels	82.2	78.6	118.6	76.6	89.7
YOY change	-19%	-4%	51%	-35%	17%

Index base date : 1st Jan 2015

* As of 31st Dec 2020

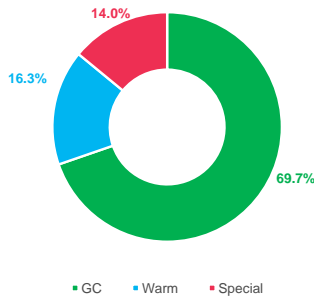
SL Returns to Lendable : Jan 20 to Dec 20



Period	SL Return to Lendable_Low (bps)		SL Return to Lendable_Mid (bps)		SL Return to Lendable_High (bps)	
Annualized	2020	2019	2020	2019	2020	2019
Jan	1.4	2.8	1.6	3.1	1.7	3.5
Feb	1.4	2.8	1.7	3.1	1.7	3.4
Mar	1.8	2.5	2.1	2.8	2.1	3.1
Apr	2.1	2.1	2.4	2.3	2.7	2.4
May	2.0	2.0	2.3	2.3	2.7	2.4
Jun	1.8	2.0	2.1	2.3	2.4	2.4
Jul	1.4	1.7	1.7	2.0	1.9	2.3
Aug	1.3	1.6	1.6	1.9	1.7	2.0
Sep	1.3	1.5	1.5	1.7	1.7	1.9
Oct	1.4	1.5	1.6	1.7	1.7	1.8
Nov	1.3	1.5	1.5	1.7	1.7	1.9
Dec	1.3	1.4	1.6	1.6	1.8	1.8
YTD	1.5	1.9	1.8	2.2	2.0	2.4
Full Year	1.5	1.9	1.8	2.2	2.0	2.4
Jan 20 to Dec 20	1.5		1.8		2.0	

SL Revenue Contribution by Fee Categories

Annual Contribution by Fee Categories: Jan 20 to Dec 20



Period	GC Contribution		Warm Contribution		Special Contribution		Warm Securities		Special Securities	
	2020	2019	2020	2019	2020	2019	2020	2019	2020	2019
Month	2020	2019	2020	2019	2020	2019	2020	2019	2020	2019
Jan	67%	44%	12%	41%	22%	16%	238	545	21	27
Feb	68%	47%	9%	36%	22%	17%	216	531	17	27
Mar	71%	51%	11%	33%	18%	16%	215	483	20	19
Apr	65%	56%	16%	36%	19%	8%	295	472	23	19
May	61%	60%	19%	32%	20%	9%	348	436	24	18
Jun	60%	59%	20%	29%	20%	13%	309	411	27	20
Jul	68%	60%	21%	23%	11%	17%	281	360	28	22
Aug	73%	66%	19%	22%	8%	12%	269	368	23	21
Sep	75%	68%	17%	20%	8%	12%	256	336	23	21
Oct	77%	71%	17%	16%	6%	14%	205	288	20	23
Nov	79%	70%	15%	15%	6%	14%	180	283	19	19
Dec	77%	68%	17%	14%	6%	17%	197	277	20	21

SL Revenue and SL Return to Lendable by Years to Maturity and Ratings for Dec 2020

Ratings	SL Return to Lendable (bps)	SL Revenue Contribution
AAA	0.2	0.1%
AA	1.0	5.8%
A	1.4	33.7%
BBB	1.8	60.5%

Years to Maturity	SL Return to Lendable (bps)	SL Revenue Contribution
3 Years and Less	1.3	17.9%
Between 3 and 5 Years	1.4	22.6%
Between 5 and 7 Years	1.8	25.0%
7 Years and more	1.8	34.5%

Notes

- SL Return to Lendable_Low: Returns from securities lending relative to lendable value from all the lender funds who are part of the IHS Markit Securities Finance group. Finance trades are removed from our calculation
- SL Return to Lendable_Mid: Returns from securities lending relative to lendable value from only those lender funds with active loans in respective market areas that are part of the index. Funds are classified as active on a daily basis for individual market areas. Finance trades are removed from our calculation. This metric is used in the report unless stated otherwise
- SL Return to Lendable_High: Returns from securities lending relative to lendable value from only those lender funds with the highest loan value that represent 80% of the cumulative loan value in respective market areas that are part of the index. Funds are classified on a daily basis for individual market areas within the index. Finance trades are removed from our calculation
- Indexed Utilization: Indexed Utilization tracks the daily change in lender loan value relative to lendable value calculated for the iBoxx index with an index base date of 1st Jan 2015 where the index is set to a base value of 100
- Fee Classification: Securities with value weighted average securities lending fee of <= 35 bps are classified as GC, > 35 bps & <= 150 bps are classified as Warm and > 150 bps are classified as Special. This fee classification is done on a daily basis