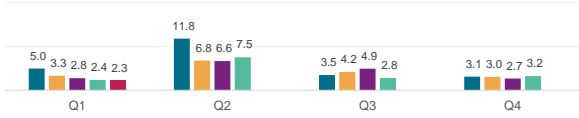


# Securities Lending Returns in MSCI Europe

The MSCI Europe Index measures the performance of the large and mid cap segments across 15 developed markets countries in Europe. The index covers approximately 85% of the free float-adjusted market capitalization across the European developed markets equity universe. IHS Markit provides the securities lending return made from securities in the index since 2015 and further provides a break down by fee categories, top sectors & countries as well as the level of short interest in the index constituents. There are currently 423 securities on loan out of the 424 securities in the index

SL Returns to Lendable (bps) : Quarterly Comparison



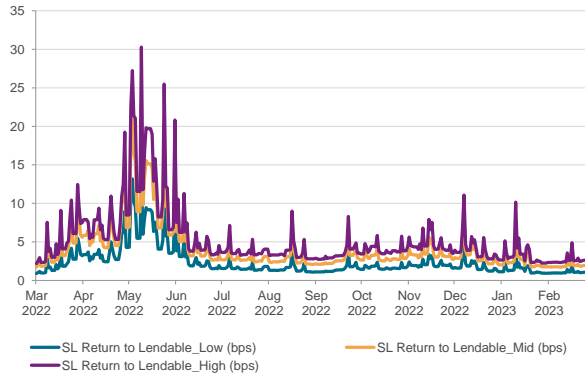
Indexed Short Interest

	2019	2020	2021	2022	2023*
End of Year Levels	91.4	103.0	86.1	130.3	121.0
YOY change	-22%	13%	-16%	51%	-7%

Index base date : 1st Jan 2015

\* as of 28th Feb 2023

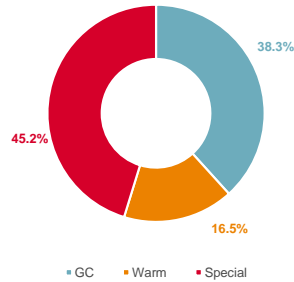
SL Returns to Lendable : Mar 22 to Feb 23



Period	SL Return to Lendable_Low (bps)		SL Return to Lendable_Mid (bps)		SL Return to Lendable_High (bps)	
	2023	2022	2023	2022	2023	2022
Annualized	2023	2022	2023	2022	2023	2022
Jan	1.4	0.7	2.5	1.4	3.3	1.8
Feb	1.1	0.8	2.0	1.6	2.6	2.1
Mar	-	2.3	-	4.1	-	5.2
Apr	-	3.7	-	6.3	-	7.8
May	-	7.2	-	11.9	-	15.1
Jun	-	2.5	-	4.2	-	5.2
Jul	-	1.6	-	2.9	-	3.8
Aug	-	1.5	-	2.7	-	3.6
Sep	-	1.5	-	2.8	-	3.5
Oct	-	1.7	-	3.0	-	4.0
Nov	-	2.1	-	3.5	-	4.7
Dec	-	1.8	-	3.2	-	4.0
YTD	1.3	0.8	2.3	1.5	3.0	1.9
Full Year	1.3	2.3	2.3	4.1	3.0	5.2
Mar 22 to Feb 23	2.4		4.2		5.4	

## SL Revenue Contribution by Fee Categories

Annual Contribution by Fee Categories: Mar 22 to Feb 23



Period	GC Contribution		Warm Contribution		Special Contribution		Warm Securities		Special Securities	
	2023	2022	2023	2022	2023	2022	2023	2022	2023	2022
Month	2023	2022	2023	2022	2023	2022	2023	2022	2023	2022
Jan	54%	81%	16%	10%	30%	9%	14	8	4	2
Feb	70%	86%	15%	9%	14%	5%	13	11	3	1
Mar	-	38%	-	13%	-	48%	-	23	-	7
Apr	-	26%	-	21%	-	53%	-	51	-	14
May	-	13%	-	17%	-	71%	-	58	-	25
Jun	-	43%	-	16%	-	40%	-	34	-	9
Jul	-	58%	-	11%	-	31%	-	17	-	5
Aug	-	61%	-	8%	-	31%	-	11	-	5
Sep	-	60%	-	18%	-	23%	-	15	-	5
Oct	-	61%	-	15%	-	25%	-	15	-	7
Nov	-	48%	-	19%	-	33%	-	19	-	7
Dec	-	44%	-	20%	-	36%	-	15	-	6

## Top Sectors & Countries by SL Revenue and SL Return to Lendable for Feb 2023

Top 3 Sectors by SL Return to Lendable	SL Return to Lendable (bps)	SL Revenue Contribution
Media and Entertainment	6.8	4.3%
Automobiles & Components	3.8	6.3%
Energy	3.7	12.2%

Top 3 Sectors by SL Revenue	SL Revenue Contribution
Capital Goods	17.5%
Energy	12.2%
Pharmaceuticals, Biotechnology & Life Sciences	10.8%

Top 3 Countries by SL Return to Lendable	SL Return to Lendable (bps)	SL Revenue Contribution
Norway	19.1	7.4%
Austria	5.8	0.3%
Sweden	4.3	13.3%

Top 3 Countries by SL Revenue	SL Revenue Contribution
Germany	25.3%
France	18.6%
Switzerland	17.2%

### Notes

- SL Return to Lendable\_Low: Returns from securities lending relative to lendable value from all the lender funds who are part of the IHS Markit Securities Finance group
- SL Return to Lendable\_Mid: Returns from securities lending relative to lendable value from only those lender funds with active loans in respective market areas that are part of the index. Funds are classified as active on a daily basis for individual market areas. This metric is used in the report unless stated otherwise
- SL Return to Lendable\_High: Returns from securities lending relative to lendable value from only those lender funds with the highest loan value that represent 80% of the cumulative loan value in respective market areas that are part of the index. Funds are classified on a daily basis for individual market areas within the index.
- Indexed Short Interest: Indexed Short Interest tracks the daily change in short interest relative to market capitalization calculated for the MSCI index with an index base date of 1st Jan 2015 where the index is set to a base value of 100
- Fee Classification: Securities with value weighted average securities lending fee of <= 35 bps are classified as GC, > 35 bps & <= 150 bps are classified as Warm and > 150 bps are classified as Special. This fee classification is done on a daily basis