

Global Trade Analytics Suite (GTAS)

Powered by Global Trade Atlas,
PIERS, and GTAS Forecasting



Global Trade Analytics Suite (GTAS) combines our macro trade statistics from our Global Trade Atlas (GTA) database with our transactional bill of lading (BOL) detail from PIERS to outline a comprehensive view of the global supply chain. Additionally, our Global Trade Forecasting service provides a forward-looking view of trade at the commodity and market (country) levels.

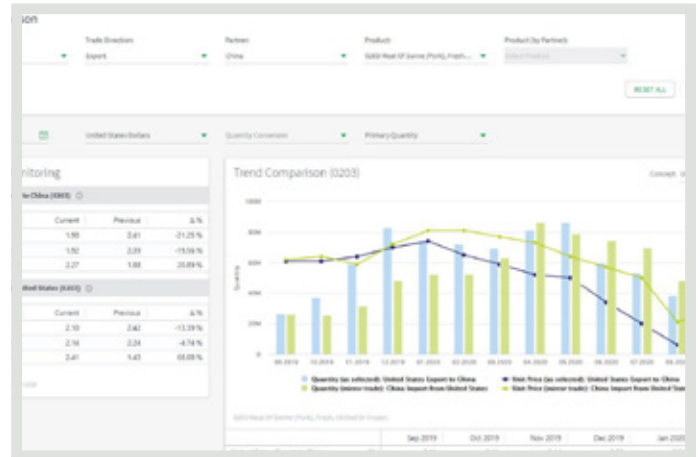
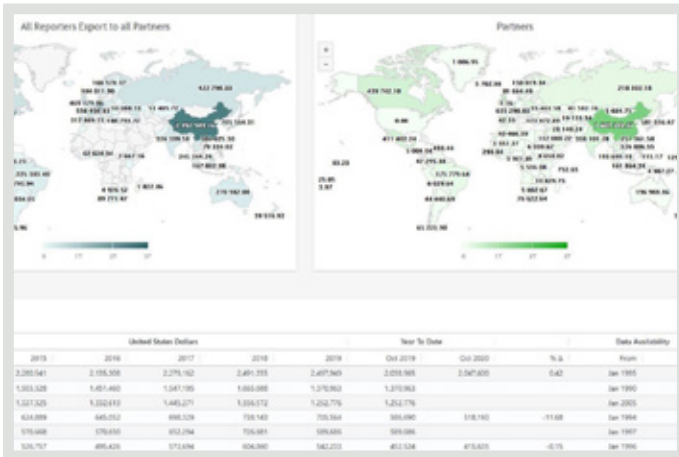
GTAS captures the official volume and value of trade between close to 120 reporting countries and includes over 70 countries with “Extra Data Fields” like transportation mode, state/district, and port. You can then quickly and easily perform a deep dive on the importers and exporters within those markets using the transactional data. This facilitates understanding the logistics providers operating within the country and searching for key products of interest.

Our transactional bill of lading data includes 14 countries including the United States, Mexico, Brazil, Vietnam, Chile, Argentina, Colombia, Peru, Uruguay, Paraguay, Costa Rica, Panama, Ecuador, and India. Our United States offering across the entire trade data market captures 100% of import and export activity while coding all commodity records down to the 6-digit HSCODE level.

Key Benefits

- GTAS is a central location for macro trade statistics, transactional bill of lading level detail and forecasting
- Key word searching facilitates identification of products within shipments of interest
- Extract United States bill of lading (BOL) data on multiple levels including: Entire BOL, Commodity, or Container-centric views
- Daily updates of macro trade statistics (5x/week | M-F)
- Daily updates of PIERS United States bill of lading data (6x/week | M-Sat)
- Monthly updates of PIERS non-U.S. bill of lading data
- Quarterly updates of GTAS Forecasting

- Intuitive analytics that focus on:

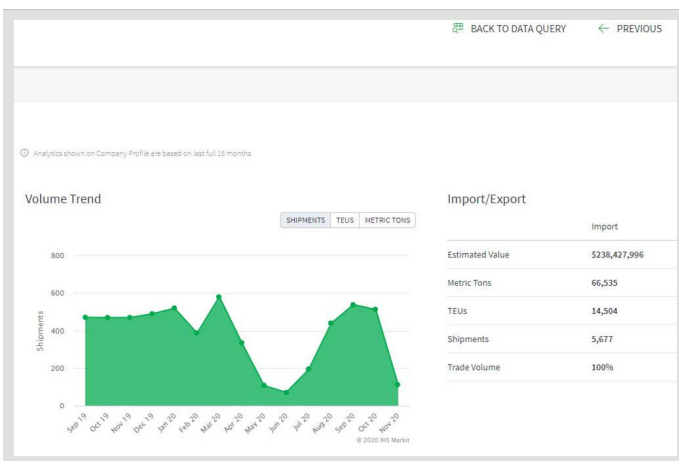


Key Markets/Countries

Understand new potential sourcing opportunities or new destination markets for sales activity

Commodities:

Easily analyze commodity price movements over time and compared to previous time periods



Companies:

Our company profiles provide a holistic view of trade activity, including the geographical movements, logistics providers employed, buyer/supplier relationships, with Dun & Bradstreet data and contact details

About S&P Global Market Intelligence

S&P Global Market Intelligence integrates financial and industry data, research, and news into tools that help track performance, generate alpha, identify investment ideas, understand competitive and industry dynamics, perform valuation, and assess risk.

CONTACT US

The Americas

+1-877-863-1306

EMEA

+44-20-7176-1234

Asia-Pacific

+852-2533-3565

Copyright © 2022 by S&P Global Market Intelligence, a division of S&P Global Inc. All rights reserved. No content, including by framing or similar means, may be reproduced or distributed without the prior written permission of S&P Global Market Intelligence or its affiliates. The content is provided on an "as is" basis.

spglobal.com/marketintelligence