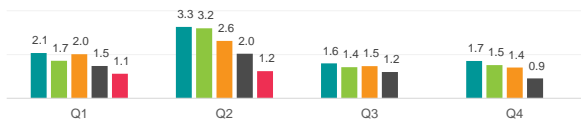


Securities Lending Returns in MSCI World



The MSCI World index is a broad global equity index that represents large and mid-cap equity performance across 23 developed markets countries. It covers approximately 85% of the free float-adjusted market capitalization in each country and MSCI world index does not offer exposure to emerging markets. IHS Markit provides the securities lending return made from securities in the index since 2015 and further provides a break down by fee categories, top sectors & countries as well as the level of short interest in the index constituents. There are currently 1583 securities in the index and 1582 are currently on loan

SL Returns to Lendable (bps) : Quarterly Comparison



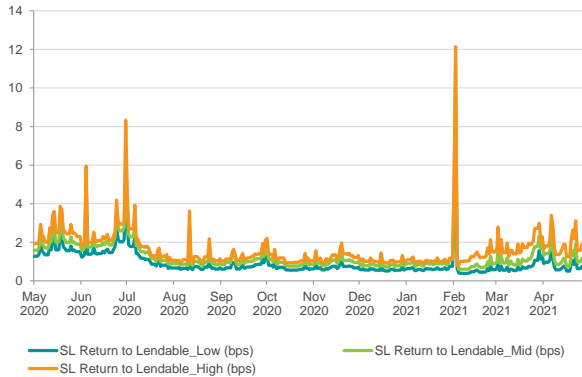
Indexed Short Interest

	2017	2018	2019	2020	2021*
End of Year Levels	88.3	117.9	90.3	87.7	81.6
YOY change	-19%	34%	-23%	-3%	-7%

Index base date : 1st Jan 2015

* as of 30th Apr 2021

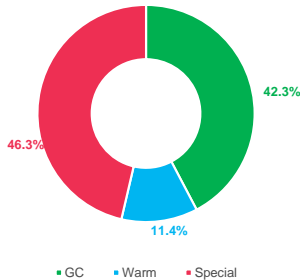
SL Returns to Lendable : May 20 to Apr 21



Period	SL Return to Lendable_Low (bps)		SL Return to Lendable_Mid (bps)		SL Return to Lendable_High (bps)	
	2021	2020	2021	2020	2021	2020
Annualized	0.6	0.8	0.9	1.1	1.0	1.6
Jan	0.8	1.0	1.3	1.3	2.0	1.7
Feb	0.8	1.7	1.2	2.1	1.9	2.4
Mar	0.8	1.4	1.2	1.7	1.9	2.2
Apr	-	1.6	-	2.0	-	2.5
May	-	1.8	-	2.3	-	2.7
Jun	-	1.2	-	1.5	-	1.8
Jul	-	0.7	-	1.0	-	1.2
Aug	-	0.8	-	1.1	-	1.3
Sep	-	0.7	-	0.9	-	1.1
Oct	-	0.7	-	1.0	-	1.3
Nov	-	0.6	-	0.8	-	1.0
Dec	0.8	1.2	1.2	1.5	1.7	2.0
YTD	0.8	1.0	1.2	1.4	1.7	1.7
Full Year	0.8	1.0	1.2	1.4	1.7	1.7
May 20 to Apr 21	0.9	-	1.3	-	1.6	-

SL Revenue Contribution by Fee Categories

Annual Contribution by Fee Categories: May 20 to Apr 21



Period	GC Contribution		Warm Contribution		Special Contribution		Warm Securities		Special Securities	
	2021	2020	2021	2020	2021	2020	2021	2020	2021	2020
Month	2021	2020	2021	2020	2021	2020	2021	2020	2021	2020
Jan	55%	46%	8%	7%	37%	47%	25	31	6	12
Feb	42%	41%	5%	8%	53%	51%	33	56	5	12
Mar	51%	31%	23%	16%	26%	54%	91	136	11	22
Apr	43%	35%	20%	12%	38%	53%	80	91	16	28
May	-	28%	-	9%	-	63%	-	56	-	34
Jun	-	24%	-	6%	-	70%	-	51	-	23
Jul	-	33%	-	10%	-	57%	-	36	-	15
Aug	-	56%	-	8%	-	36%	-	37	-	11
Sep	-	53%	-	19%	-	28%	-	85	-	13
Oct	-	55%	-	14%	-	31%	-	54	-	12
Nov	-	50%	-	8%	-	42%	-	29	-	15
Dec	-	62%	-	12%	-	26%	-	40	-	9

Top Sectors & Countries by SL Revenue and SL Return to Lendable for Apr 2021

Top 3 Sectors by SL Return to Lendable	SL Return to Lendable (bps)	SL Revenue Contribution
Telecommunication Services	4.3	6.7%
Capital Goods	3.3	17.3%
Insurance	3.1	7.5%

Top 3 Sectors by SL Revenue	SL Revenue Contribution
Capital Goods	17.3%
Banks	9.1%
Software & Services	8.0%

Top 3 Countries by SL Return to Lendable	SL Return to Lendable (bps)	SL Revenue Contribution
Sweden	36.6	19.6%
Portugal	31.7	0.3%
Norway	23.1	1.7%

Top 3 Countries by SL Revenue	SL Revenue Contribution
USA	21.9%
Sweden	19.6%
Switzerland	15.7%

Notes

- SL Return to Lendable_Low Returns from securities lending relative to lendable value from all the lender funds who are part of the IHS Markit Securities Finance group
- SL Return to Lendable_Mid Returns from securities lending relative to lendable value from only those lender funds with active loans in respective market areas that are part of the index. Funds are classified as active on a daily basis for individual market areas. This metric is used in the report unless stated otherwise
- SL Return to Lendable_High Returns from securities lending relative to lendable value from only those lender funds with the highest loan value that represent 80% of the cumulative loan value in respective market areas that are part of the index. Funds are classified on a daily basis for individual market areas within the index.
- Indexed Short Interest Indexed Short Interest tracks the daily change in short interest relative to market capitalization calculated for the MSCI index with an index base date of 1st Jan 2015 where the index is set to a base value of 100
- Fee Classification Securities with value weighted average securities lending fee of <= 35 bps are classified as GC, > 35 bps & <= 150 bps are classified as Warm and > 150 bps are classified as Special. This fee classification is done on a daily basis