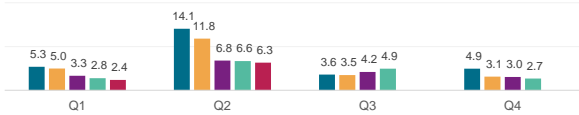


Securities Lending Returns in MSCI Europe

The MSCI Europe Index measures the performance of the large and mid cap segments across 15 developed markets countries in Europe. The index covers approximately 85% of the free float-adjusted market capitalization across the European developed markets equity universe. IHS Markit provides the securities lending return made from securities in the index since 2015 and further provides a break down by fee categories, top sectors & countries as well as the level of short interest in the index constituents. There are currently 428 securities on loan out of the 429 securities in the index.

SL Returns to Lendable (bps) : Quarterly Comparison



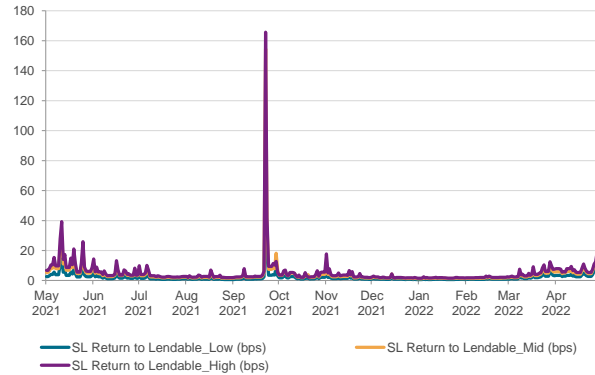
Indexed Short Interest

	2018	2019	2020	2021	2022*
End of Year Levels	117.7	91.4	103.0	86.1	137.5
YOY change	20%	-22%	13%	-16%	60%

Index base date : 1st Jan 2015

* as of 30th Apr 2022

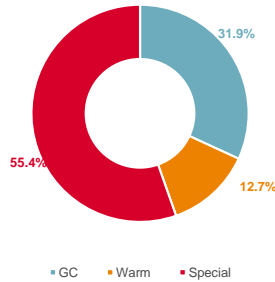
SL Returns to Lendable : May 21 to Apr 22



Period	SL Return to Lendable_Low (bps)		SL Return to Lendable_Mid (bps)		SL Return to Lendable_High (bps)	
	2022	2021	2022	2021	2022	2021
Annualized	2022	2021	2022	2021	2022	2021
Jan	0.7	1.0	1.4	2.0	1.8	2.7
Feb	0.8	1.1	1.6	2.3	2.1	3.1
Mar	2.3	1.8	4.1	4.0	5.2	5.3
Apr	3.7	3.1	6.3	6.3	7.8	8.1
May	-	4.6	-	9.2	-	11.8
Jun	-	2.1	-	4.3	-	5.4
Jul	-	1.2	-	2.6	-	3.4
Aug	-	0.9	-	2.0	-	2.6
Sep	-	4.7	-	10.3	-	11.7
Oct	-	1.8	-	3.4	-	4.0
Nov	-	1.5	-	3.0	-	3.9
Dec	-	0.9	-	1.7	-	2.0
YTD	1.8	1.8	3.4	3.7	4.3	4.9
Full Year	1.8	2.0	3.4	4.2	4.3	5.3
May 21 to Apr 22	2.0		4.0		5.0	

SL Revenue Contribution by Fee Categories

Annual Contribution by Fee Categories: May 21 to Apr 22



Period	GC Contribution		Warm Contribution		Special Contribution		Warm Securities		Special Securities	
	2022	2021	2022	2021	2022	2021	2022	2021	2022	2021
Month	2022	2021	2022	2021	2022	2021	2022	2021	2022	2021
Jan	81%	66%	10%	11%	9%	24%	8	7	2	3
Feb	86%	61%	9%	9%	5%	30%	11	9	1	2
Mar	38%	38%	13%	19%	48%	44%	23	21	7	6
Apr	26%	24%	21%	20%	53%	56%	51	38	14	12
May	-	15%	-	18%	-	67%	-	50	-	21
Jun	-	32%	-	16%	-	52%	-	27	-	9
Jul	-	48%	-	10%	-	42%	-	13	-	5
Aug	-	59%	-	7%	-	34%	-	8	-	2
Sep	-	11%	-	4%	-	85%	-	10	-	3
Oct	-	33%	-	13%	-	54%	-	14	-	6
Nov	-	37%	-	9%	-	54%	-	15	-	6
Dec	-	69%	-	10%	-	22%	-	7	-	2

Top Sectors & Countries by SL Revenue and SL Return to Lendable for Apr 2022

Top 3 Sectors by SL Return to Lendable	SL Return to Lendable (bps)	SL Revenue Contribution
Insurance	16.4	13.3%
Telecommunication Services	14.4	7.0%
Banks	14.3	15.6%

Top 3 Sectors by SL Revenue	SL Revenue Contribution
Capital Goods	15.7%
Banks	15.6%
Insurance	13.3%

Top 3 Countries by SL Return to Lendable	SL Return to Lendable (bps)	SL Revenue Contribution
Norway	37.5	6.9%
Sweden	24.1	22.9%
Portugal	15.8	0.5%

Top 3 Countries by SL Revenue	SL Revenue Contribution
Switzerland	25.5%
Sweden	22.9%
France	17.2%

Notes

- SL Return to Lendable_Low: Returns from securities lending relative to lendable value from all the lender funds who are part of the IHS Markit Securities Finance group
- SL Return to Lendable_Mid: Returns from securities lending relative to lendable value from only those lender funds with active loans in respective market areas that are part of the index. Funds are classified as active on a daily basis for individual market areas. This metric is used in the report unless stated otherwise
- SL Return to Lendable_High: Returns from securities lending relative to lendable value from only those lender funds with the highest loan value that represent 80% of the cumulative loan value in respective market areas that are part of the index. Funds are classified on a daily basis for individual market areas within the index.
- Indexed Short Interest: Indexed Short Interest tracks the daily change in short interest relative to market capitalization calculated for the MSCI index with an index base date of 1st Jan 2015 where the index is set to a base value of 100
- Fee Classification: Securities with value weighted average securities lending fee of <= 35 bps are classified as GC, > 35 bps & <= 150 bps are classified as Warm and > 150 bps are classified as Special. This fee classification is done on a daily basis