

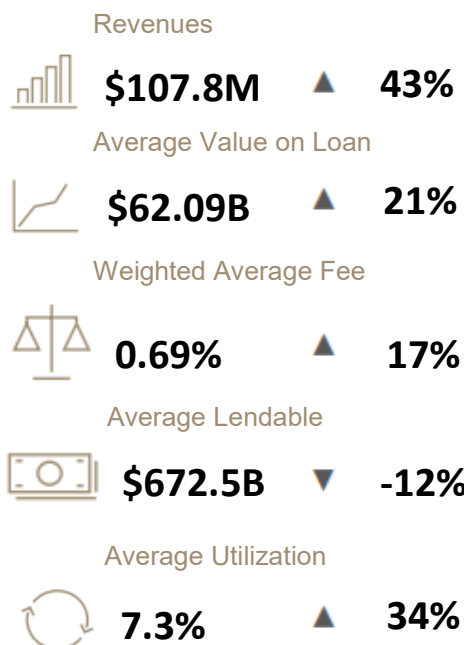
Canada snapshot



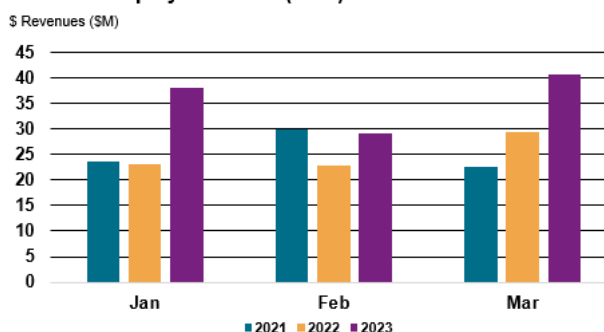
May 2023

Currency USD

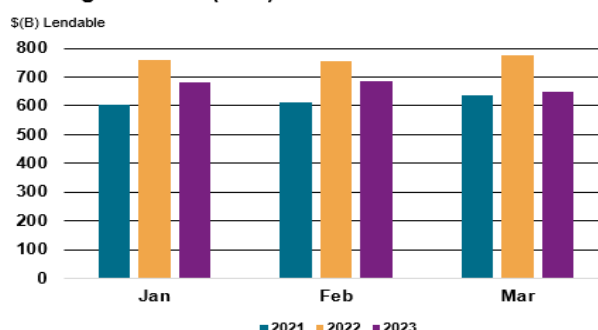
Q1 Equities overview



Canadian equity revenues (USD)



Average lendable (USD)



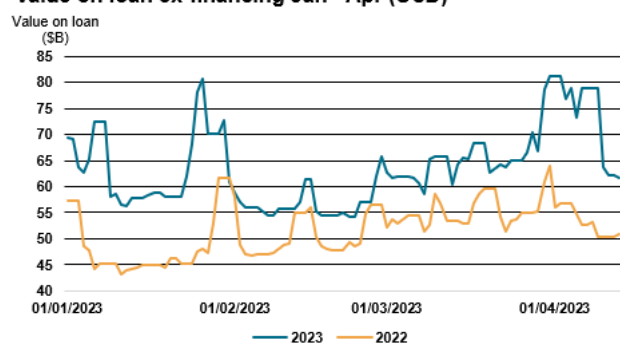
Top ten Canadian equities Jan - April 2023 - Ranked by revenue (USD)

Name	Ticker	Sedol	Market	Sector	Revenue (\$M)
Canopy Growth Corp	WEED	BYTN3W0	CA Equity (TSX MidCap)	North America Pharmaceuticals, Biotechnology & Life Sciences	10.4
Bank Of Montreal	BMO	2076009	CA Equity (TSX60)	North America Banks	9.6
Royal Bank Of Canada	RY	2754383	CA Equity (TSX60)	North America Banks	9.6
Enbridge Inc	ENB	2466149	CA Equity (TSX60)	North America Energy	9.3
Toronto-Dominion Bank	TD	2897222	CA Equity (TSX60)	North America Banks	8.2
Bank Of Nova Scotia	BNS	2076281	CA Equity (TSX60)	North America Banks	5.5
Tc Energy Corp	TRP	BJMY6G0	CA Equity (TSX60)	North America Energy	5.3
Lithium Americas Corp	LAC	BF4X225	CA Equity (TSX MidCap)	North America Materials	3.8
Canadian Imperial Bank Of Commerce	CM	2170525	CA Equity (TSX60)	North America Banks	3.7
Hut 8 Mining Corp	HUT	BF11385	CA Equity (Others)	North America Software & Services	3.3

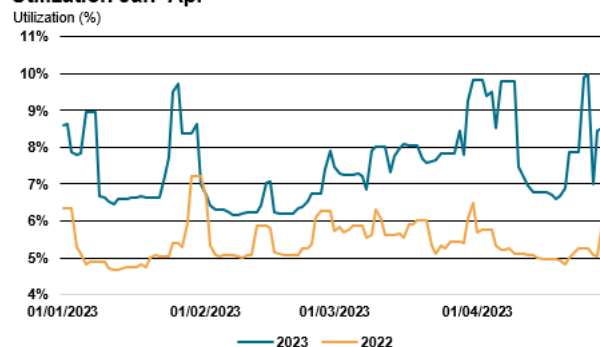
Source : S&P Global Market Intelligence Securities Finance

© 2023 S&P Global Market Intelligence

Value on loan ex-financing Jan - Apr (USD)



Utilization Jan-Apr



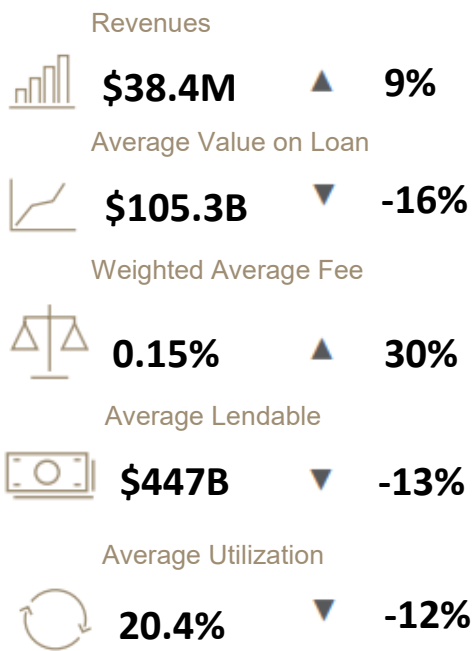
\$147M USD in revenues generated by Canadian equities Jan—Apr 2023

Average fees reach **73bps** during March - highest during 2023 so far

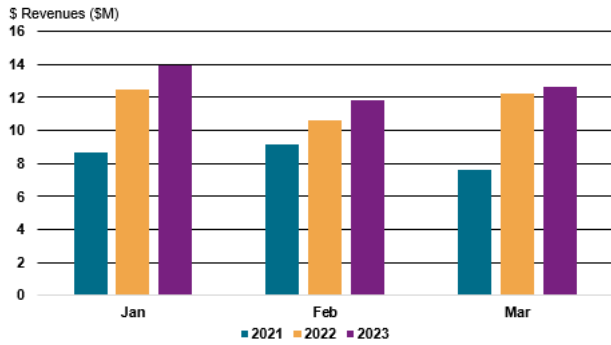
Utilization consistently higher during 2023 when compared with 2022

\$40.6M USD in specials revenues generated Jan-Apr—28% of total revenues

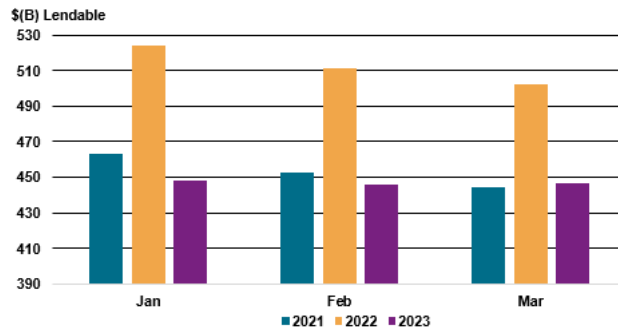
Q1 Government bond overview



Canadian Government bond revenues (USD)



Average lendable (USD)



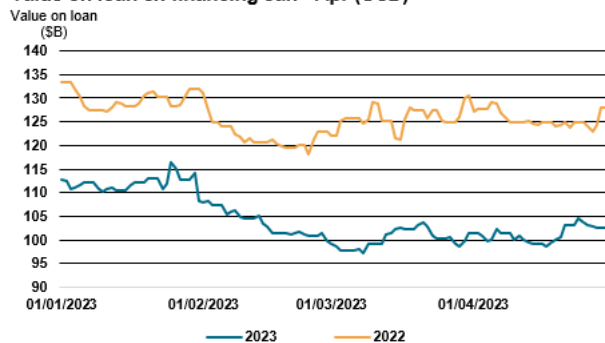
Top Canadian government bonds Jan- Apr 2023 - Ranked by revenues (USD)

Cusip	Name	Market	Revenue (\$k)
135087M68	Canada (Government) (1.75% 01-Dec-2053)	CA Govt Bond (Dom) (Fixed Rate)	1117.2
135087N83	Canada (Government) (2.75% 01-Sep-2027)	CA Govt Bond (Dom) (Fixed Rate)	897.2
135087F82	Canada (Government) (1% 01-Jun-2027)	CA Govt Bond (Dom) (Fixed Rate)	878.8
135087M27	Canada (Government) (1.5% 01-Jun-2031)	CA Govt Bond (Dom) (Fixed Rate)	758.2
135087L51	Canada (Government) (0.25% 01-Mar-2026)	CA Govt Bond (Dom) (Fixed Rate)	730.4

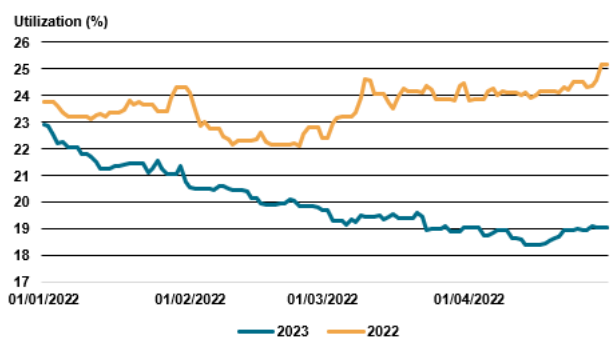
Source : S&P Global Market Intelligence Securities Finance

© 2023 S&P Global Market Intelligence

Value on loan ex-financing Jan - Apr (USD)



Utilization Jan - Apr



\$50.8M USD in revenues generated by Canadian government bonds Jan-Apr 2023

Average fees of 15bps throughout 2023 (11bps average 2022)

Utilization dips to a multi-year low of below 20% during 2023

Average balances remain below 2022 for every month of 2023 so far