



# Country Intelligence Monitor

Connect™ User Guide

# Table of Contents

## ☐ [Connect Login Instructions](#)

## ☐ [Economics](#)

- [Economics - Global Coverage](#)
- [Economics - Global Consumer Markets](#)
- [Economics - Global Construction](#)
- [Data Browser](#)

## ☐ [Risk](#)

- [Country Risk Global](#)
- [Banking Risk Global](#)
- [Sovereign Risk Global](#)

## ☐ [Geography](#)

## ☐ [My Connect](#)

- [Email Notifications](#)
- [Saving Content](#)
- [Report Builder](#)

## ☐ [Search and Custom Email Alerts](#)

## ☐ [User Options](#)

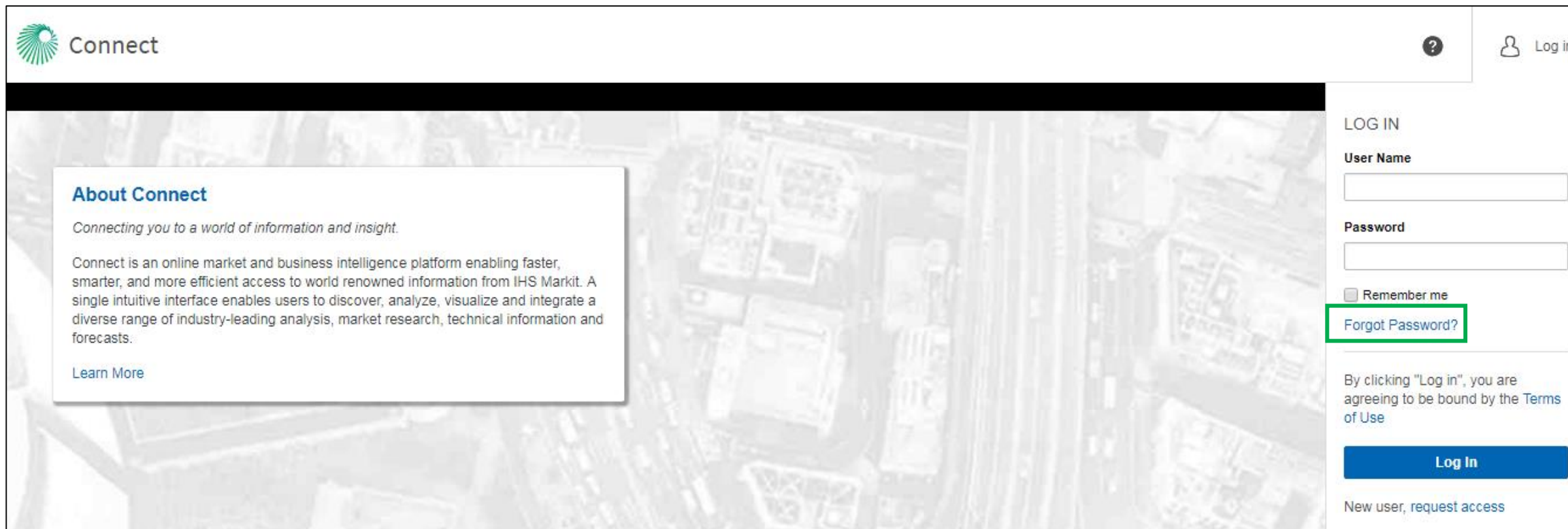
## ☐ [Contact Us](#)

# Connect Login Instructions

## Connect Login Instructions

Go to [connect.ihsmarkit.com](https://connect.ihsmarkit.com) and log in with your Username and Password

Click on 'Forgot Password?' to reset your password



The screenshot shows the IHS Markit Connect login page. On the left, there is a 'Connect' logo and a navigation menu with a question mark icon and a 'Log in' button. The main content area features an 'About Connect' section with a description of the platform and a 'Learn More' link. On the right, the 'LOG IN' section contains input fields for 'User Name' and 'Password', a 'Remember me' checkbox, and a 'Forgot Password?' link highlighted with a green box. Below the login fields, there is a disclaimer about the terms of use and a 'Log In' button. At the bottom right, there is a link for 'New user, request access'.

**Connect**

?

Log in

### About Connect

Connecting you to a world of information and insight.

Connect is an online market and business intelligence platform enabling faster, smarter, and more efficient access to world renowned information from IHS Markit. A single intuitive interface enables users to discover, analyze, visualize and integrate a diverse range of industry-leading analysis, market research, technical information and forecasts.

[Learn More](#)

### LOG IN

User Name

Password

☐ Remember me

[Forgot Password?](#)

By clicking "Log in", you are agreeing to be bound by the [Terms of Use](#)

**Log In**

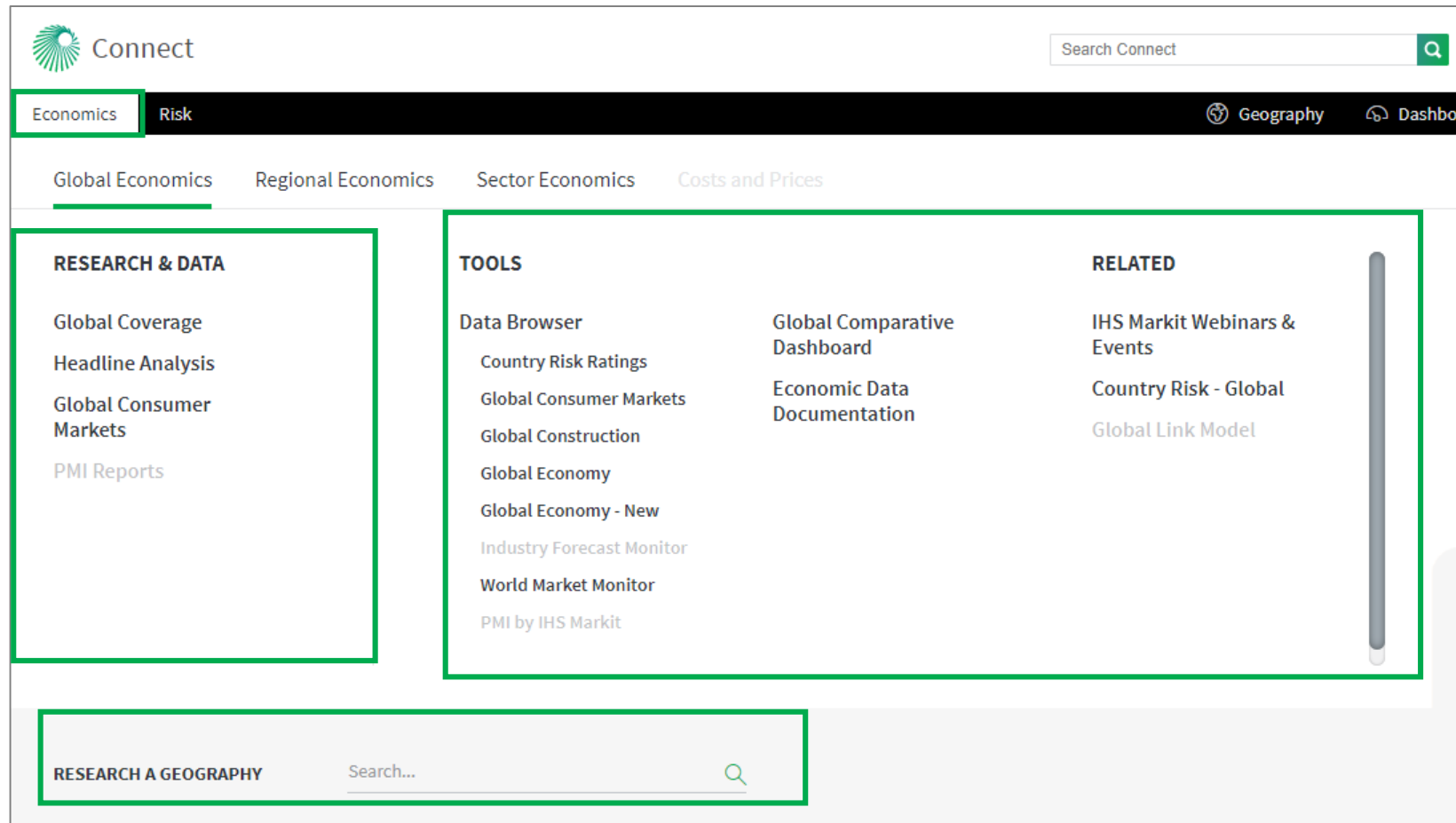
[New user, request access](#)



# Economics Menu

# ECONOMICS – Menu Page

In Connect, hover over **Economics** in the black menu bar > **Global Economics** to browse Economics research and data



Quick access to relevant **Data Tools, Related Resources and Events.**

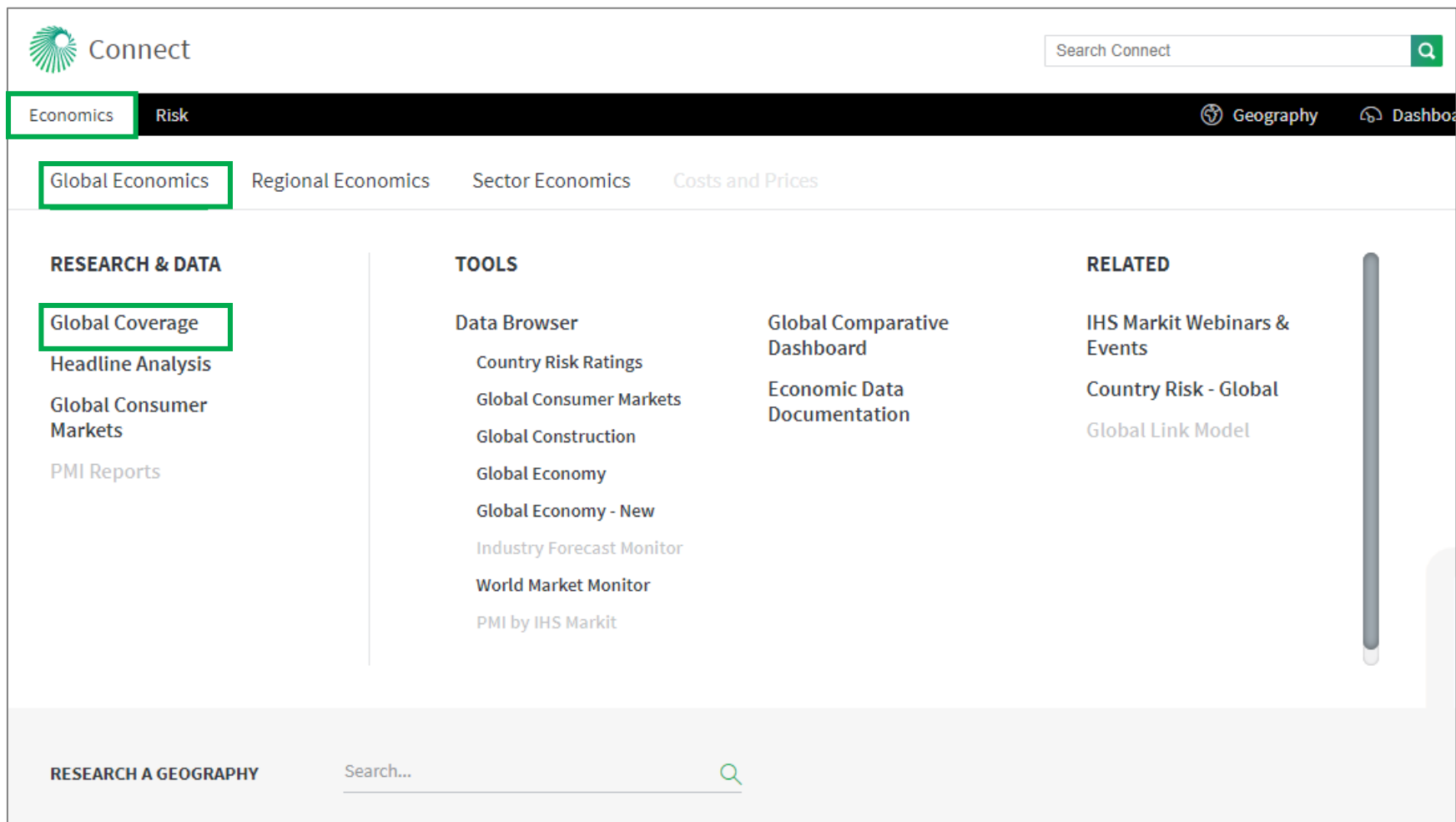
Direct access to a **Geography** page.



# Global Coverage

# ECONOMICS – Global Coverage | Menu Page

In Connect, hover over the **Economics** menu > **Global Economics** and click on **Global Coverage** under Research & Data.



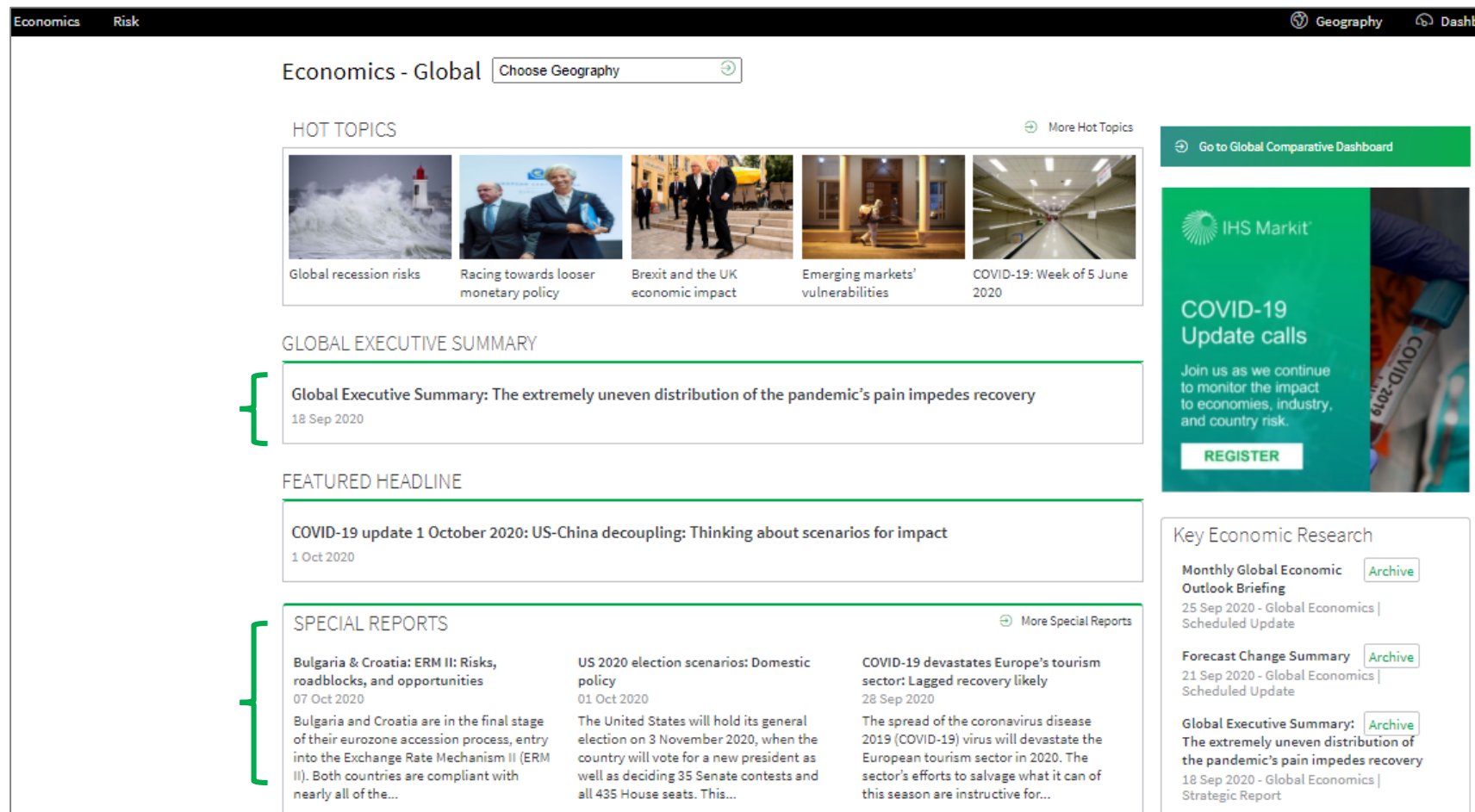
The screenshot displays the IHS Markit Connect website interface. At the top, the 'Connect' logo is on the left, and a search bar labeled 'Search Connect' is on the right. Below the header, a navigation bar features 'Economics' and 'Risk' tabs, with 'Economics' selected. To the right of these tabs are links for 'Geography' and 'Dashboards'. Under the 'Economics' tab, a sub-menu is visible with 'Global Economics', 'Regional Economics', 'Sector Economics', and 'Costs and Prices'. 'Global Economics' is highlighted with a green box. Below this sub-menu, the page is divided into three columns: 'RESEARCH & DATA', 'TOOLS', and 'RELATED'. In the 'RESEARCH & DATA' column, 'Global Coverage' is highlighted with a green box, along with 'Headline Analysis', 'Global Consumer Markets', and 'PMI Reports'. The 'TOOLS' column lists various data browsing and monitoring tools. The 'RELATED' column lists webinars, events, and risk models. At the bottom, there is a footer section with 'RESEARCH A GEOGRAPHY' and a search bar.





# Global Coverage

An overview of the Global Economy: answer questions related to the global economic health and policy direction



The screenshot shows the IHS Markit Global Coverage dashboard. At the top, there are tabs for 'Economics' and 'Risk'. Below this, the main header reads 'Economics - Global' with a 'Choose Geography' dropdown menu. The dashboard is divided into several sections:

- HOT TOPICS:** A row of five featured articles with images: 'Global recession risks', 'Racing towards looser monetary policy', 'Brexit and the UK economic impact', 'Emerging markets' vulnerabilities', and 'COVID-19: Week of 5 June 2020'.
- GLOBAL EXECUTIVE SUMMARY:** A section titled 'Global Executive Summary: The extremely uneven distribution of the pandemic's pain impedes recovery' dated 18 Sep 2020.
- FEATURED HEADLINE:** A section titled 'COVID-19 update 1 October 2020: US-China decoupling: Thinking about scenarios for impact' dated 1 Oct 2020.
- SPECIAL REPORTS:** A section with three reports: 'Bulgaria & Croatia: ERM II: Risks, roadblocks, and opportunities' (07 Oct 2020), 'US 2020 election scenarios: Domestic policy' (01 Oct 2020), and 'COVID-19 devastates Europe's tourism sector: Lagged recovery likely' (28 Sep 2020).
- COVID-19 Update calls:** A green banner with the IHS Markit logo, text 'COVID-19 Update calls', and a 'REGISTER' button.
- Key Economic Research:** A section with three items: 'Monthly Global Economic Outlook Briefing' (25 Sep 2020 - Global Economics | Scheduled Update), 'Forecast Change Summary' (21 Sep 2020 - Global Economics | Scheduled Update), and 'Global Executive Summary: The extremely uneven distribution of the pandemic's pain impedes recovery' (18 Sep 2020 - Global Economics | Strategic Report).

Green brackets on the right side of the dashboard highlight the 'COVID-19 Update calls' section and the 'Key Economic Research' section.

**Featured article** summarizes IHSM global view (produced by our Chief Economist).

Read **Strategic Reports** written by our economists.

Watch videos on **Expert Analysis** presenting a global outlook overview from our key Economists.

View **preformatted spreadsheets** containing our forecasts and latest global publications.



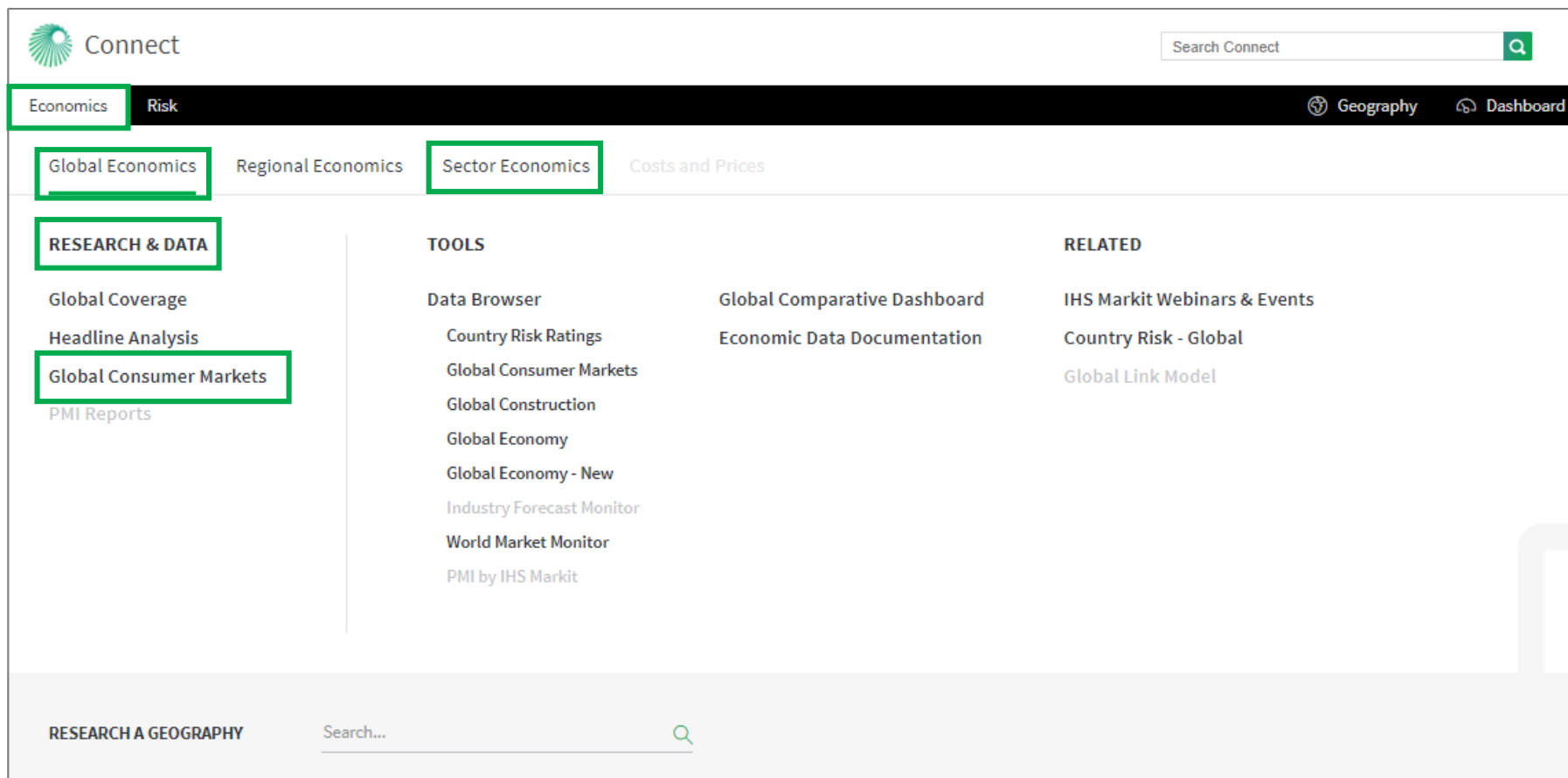
# Global Consumer Markets

# Consumer Markets - Menu Page

In Connect , hover over the **Economics** menu > **Global Economics** and click on **Global Consumer Markets**

Or,

Hover over the **Economics** menu > **Sector Economics** and click on **Global Consumer Markets**



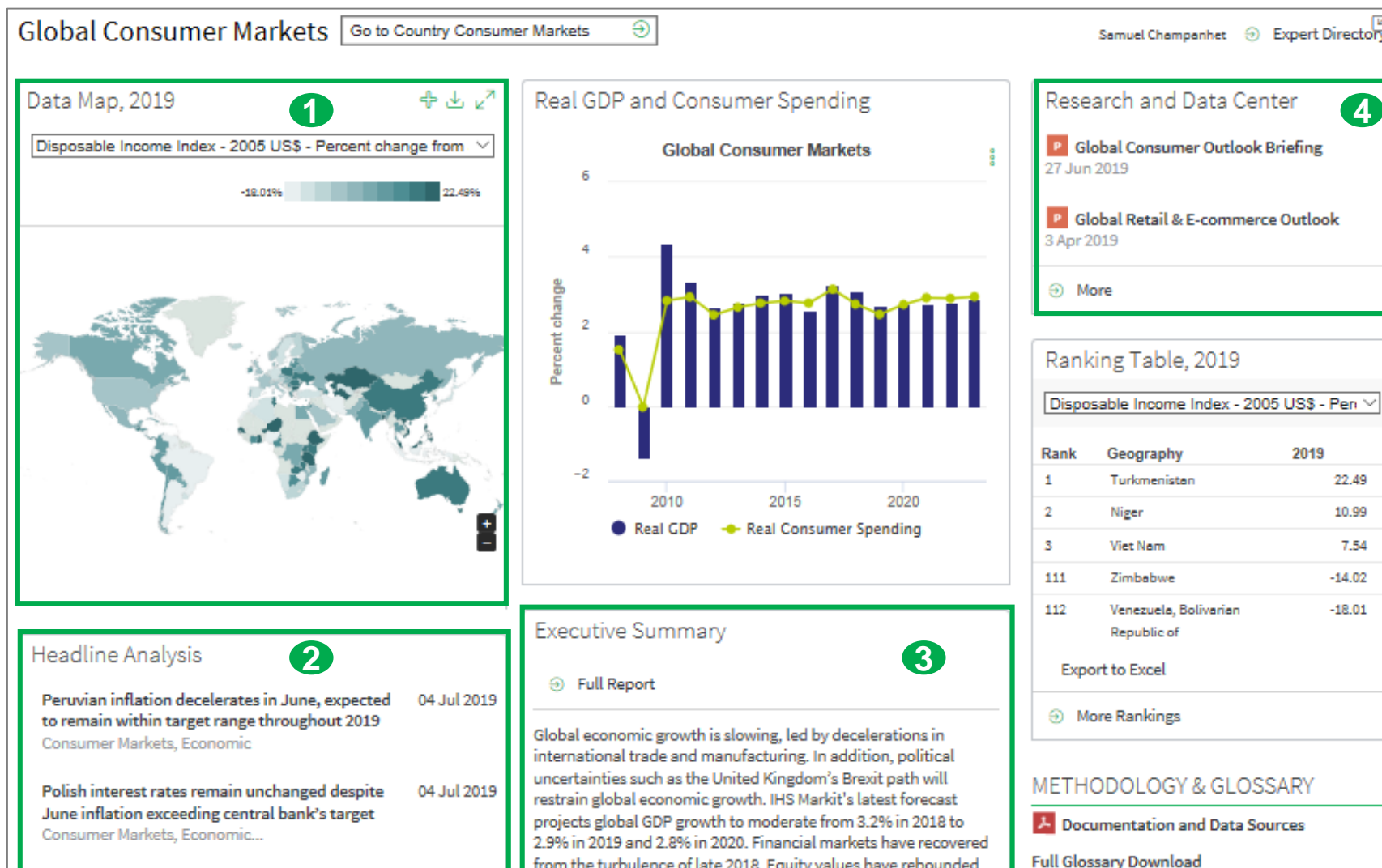
The screenshot shows the IHS Markit Connect website interface. The top navigation bar includes the IHS Markit logo, the word "Connect", a search bar labeled "Search Connect", and links for "Geography" and "Dashboard". Below this, a secondary navigation bar highlights "Economics" and "Risk". Under "Economics", three sub-menus are visible: "Global Economics", "Regional Economics", and "Sector Economics", all of which are highlighted with green boxes. The "Global Economics" sub-menu is further expanded, showing a list of items: "RESEARCH & DATA", "Global Coverage", "Headline Analysis", "Global Consumer Markets" (highlighted with a green box), and "PMI Reports". To the right of the "Global Economics" sub-menu, there are two columns of links. The first column, titled "TOOLS", includes "Data Browser", "Country Risk Ratings", "Global Consumer Markets", "Global Construction", "Global Economy", "Global Economy - New", "Industry Forecast Monitor", "World Market Monitor", and "PMI by IHS Markit". The second column, titled "RELATED", includes "Global Comparative Dashboard", "Economic Data Documentation", "IHS Markit Webinars & Events", "Country Risk - Global", and "Global Link Model". At the bottom of the page, there is a footer section with the text "RESEARCH A GEOGRAPHY" and a search bar labeled "Search..." with a magnifying glass icon.



# Consumer Markets - Global Page

1. Interactive **world heat map** - select a Consumer concept from dropdown to view global performance

2. **Headline Analysis** keeps you informed of Consumer Demand and Inflation developments in 112 geographies.



4. Quick access to key **Global Researches**

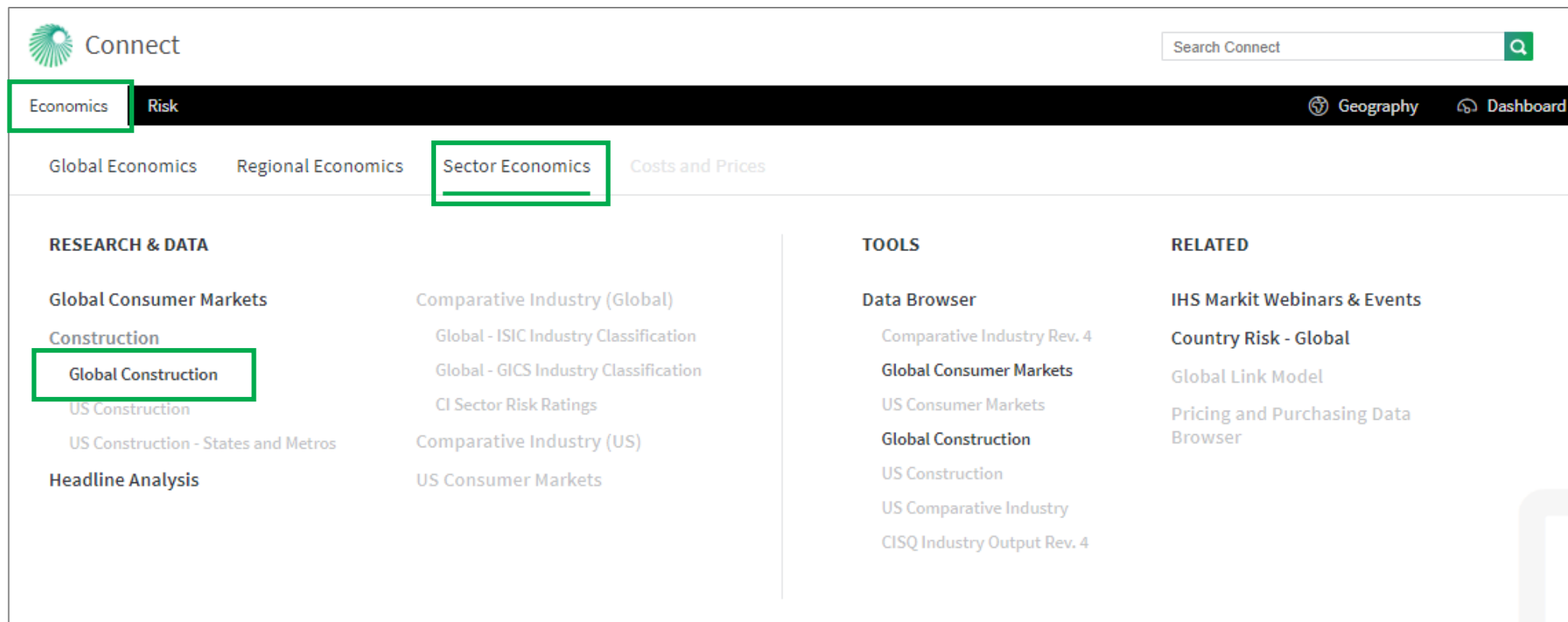
3. Access the **full Global Report** to view **Regional Consumer Market Outlook** highlights



# Global Construction

# Global Construction - Menu Page

In Connect , hover over the **Economics** menu > **Sector Economics** and click on **Global Construction**



The screenshot shows the IHS Markit Connect interface. At the top, there is a search bar labeled "Search Connect" and a magnifying glass icon. Below the search bar is a navigation bar with "Economics" and "Risk" tabs. The "Economics" tab is highlighted with a green box. To the right of the navigation bar are links for "Geography" and "Dashboard". Below the navigation bar is a sub-menu with "Global Economics", "Regional Economics", "Sector Economics", and "Costs and Prices". The "Sector Economics" tab is highlighted with a green box. Below the sub-menu, there are three columns of content: "RESEARCH & DATA", "TOOLS", and "RELATED". In the "RESEARCH & DATA" column, "Global Construction" is highlighted with a green box. In the "TOOLS" column, "Global Construction" is listed under "Data Browser". In the "RELATED" column, "Global Link Model" is listed under "IHS Markit Webinars & Events".

**Connect**

Search Connect

**Economics** Risk

Geography Dashboard

Global Economics Regional Economics **Sector Economics** Costs and Prices

**RESEARCH & DATA**

Global Consumer Markets

**Construction**

**Global Construction**

US Construction

US Construction - States and Metros

Headline Analysis

Comparative Industry (Global)

Global - ISIC Industry Classification

Global - GICS Industry Classification

CI Sector Risk Ratings

Comparative Industry (US)

US Consumer Markets

**TOOLS**

Data Browser

Comparative Industry Rev. 4

Global Consumer Markets

US Consumer Markets

**Global Construction**

US Construction

US Comparative Industry

CISQ Industry Output Rev. 4

**RELATED**

IHS Markit Webinars & Events

Country Risk - Global

Global Link Model

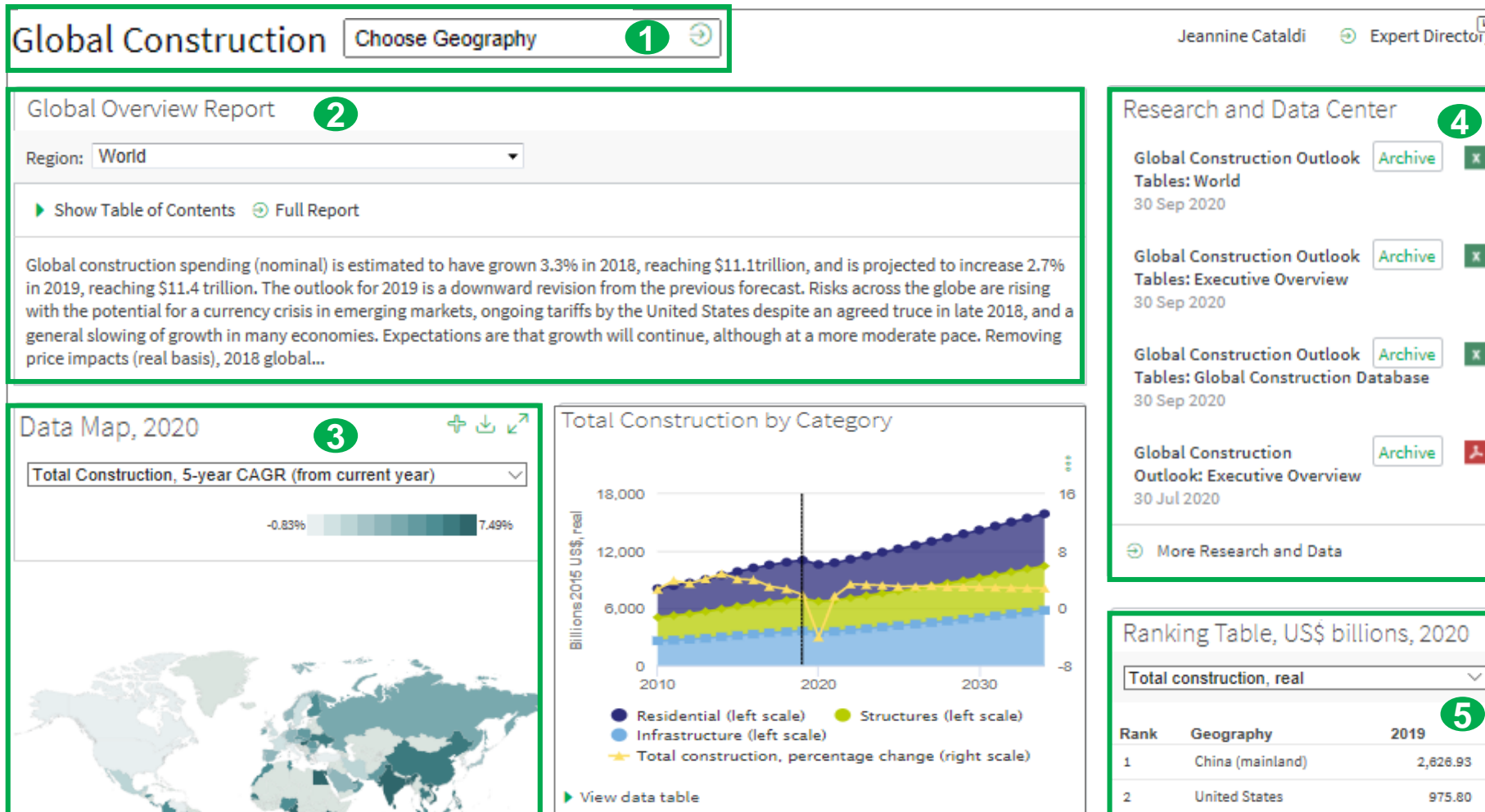
Pricing and Purchasing Data Browser

# Global Construction - Global Page

1. Direct access to a **geography** page.

2. Select 'World' or a region to read the global or regional report, respectively.

3. Interactive **world heat map** - select a Construction concept from dropdown to view global performance.



4. Quick access to key **Global Researches** and **excel files**.

5. Select a concept from **dropdown** to view geography ranking.

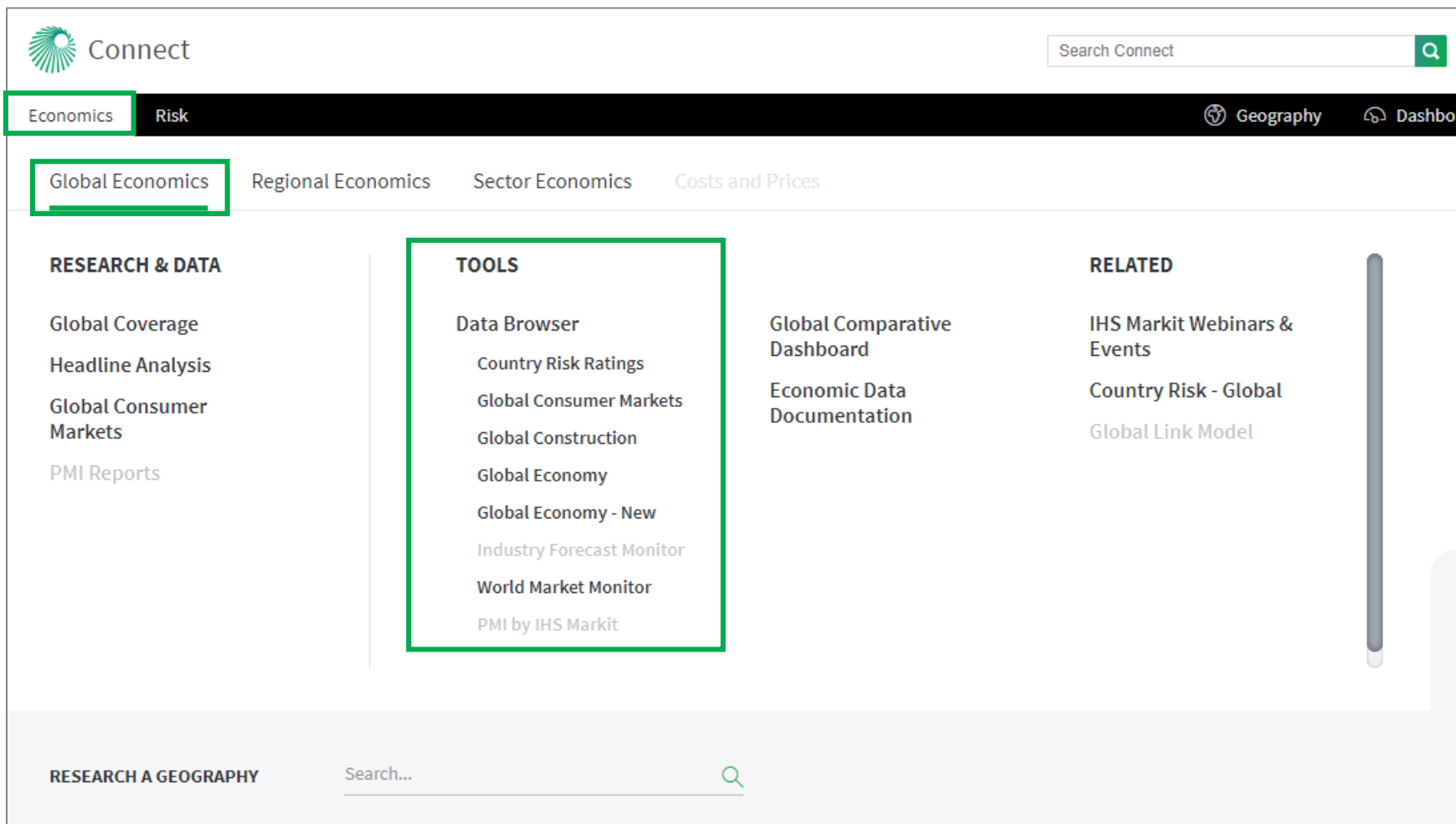


# Data Browser



## Data Browser – Menu Page

On the **Economics > Global Economics** menu, access all available databases on the right side under **Tools > Data Browser**



Connect

Search Connect

Economics Risk

Geography Dashboard

Global Economics Regional Economics Sector Economics Costs and Prices

**RESEARCH & DATA**

- Global Coverage
- Headline Analysis
- Global Consumer Markets
- PMI Reports

**TOOLS**

- Data Browser
- Country Risk Ratings
- Global Consumer Markets
- Global Construction
- Global Economy
- Global Economy - New
- Industry Forecast Monitor
- World Market Monitor
- PMI by IHS Markit

**RELATED**

- IHS Markit Webinars & Events
- Country Risk - Global
- Global Link Model

Global Comparative Dashboard

Economic Data Documentation

RESEARCH A GEOGRAPHY


Search...



# Data Browser - Build Query from a single dataset

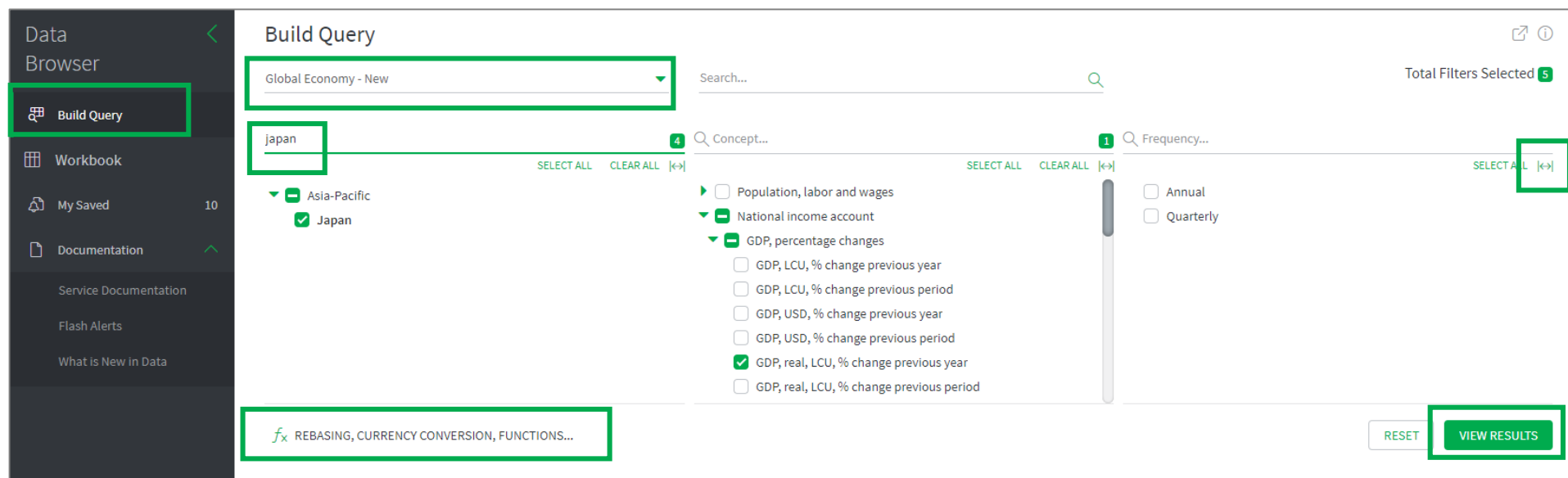
You can search data by geography, concept and/or frequency

You can apply a keyword search for geography, concept and frequency.

 allows you to expand the filter pane.

Selecting a dataset in **Build Query** allows you to see detailed filtering options e.g. Global Economy New.

After making selections, click on **VIEW RESULTS**.



You can apply function(s) to the entire search results.

# Data Browser - Search Results

Search results are shown below the filtering options. Ticking a box and clicking on **Show Preview** allow you to see a quick preview of the selected series (one series at a time). Scroll to the right to see all time series data.

There are multiple tabs if you select multiple frequencies.

Search results (4)

ADD TO WORKBOOK: 0

SAVE AS...

EXPORT...

Switch to Overview

Show Preview

Manage Table...

Jan 2014 - Jan 2024

Annual

Quarterly

To optimize your performance, some results are not displayed. Please export the table to view complete results.

<input type="checkbox"/> Geography	<input type="checkbox"/> Concept	<input type="checkbox"/> Unit	2014	2015
<input type="checkbox"/> South Korea	GDP, real, LCU, % change previous year	Percent change year ago	3.34	2.79
<input type="checkbox"/> China (Mainland)	GDP, real, LCU, % change previous year	Percent change year ago	7.29	6.92
<input type="checkbox"/> Japan	GDP, real, LCU, % change previous year	Percent change year ago	0.29	1.26
<input type="checkbox"/> India	GDP, real, LCU, % change previous year	Percent change year ago	7.34	7.91

Frequency: Annual

Concept: GDP, real, LCU, % change previous year

Mnemonic: GDPR%@CHN.A.FCST

Series Type: Global - Detailed Macroeconomic Forecast

Unit: Percent change year ago

Geography: China (Mainland)

Start Date: 1971

End Date: 2025

Last Update: 04/16/2019 07:15:52

Jan 1, 2014	Jan 1, 2015	Jan 1, 2016	Jan 1, 2017	Jan 1, 2018	Jan 1, 2019	Jan 1, 2020	Jan 1, 2021	Jan 1, 2022	Jan 1, 2023
7.29	6.92	6.73	6.75	6.59	6.32	5.99	5.93	5.79	5.69

7.5

7

Annual

To optimize your performance, some results are not displayed. Please export the table to view complete results.

<input type="checkbox"/> Geography	<input type="checkbox"/> Concept	<input type="checkbox"/> Unit	2014	2015
<input type="checkbox"/> South Korea	GDP, real, LCU, % change previous year	Percent change year ago	3.34	2.79
<input checked="" type="checkbox"/> China (Mainland)	GDP, real, LCU, % change previous year	Percent change year ago	7.29	6.92
<input type="checkbox"/> Japan	GDP, real, LCU, % change previous year	Percent change year ago	0.29	1.26
<input type="checkbox"/> India	GDP, real, LCU, % change previous year	Percent change year ago	7.34	7.91

Scroll to the right to see all time series data.

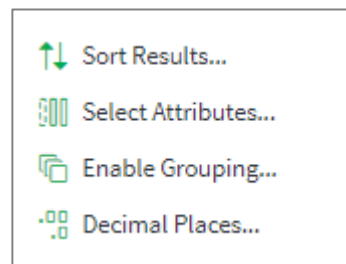


# Data Browser - Table Settings

**Manage Tables** allows you to change table settings.

Clicking the date range allows you to revise the data period.

**Save As** allows you to save the criteria for later use. You can access your saved item through **My Saved** ([Slide 29](#)).



Date Range

DEFAULT
CUSTOM

Start Date:

☐ First available value

☒ 5 observation before today

☐ 1 Jan 2014

End Date:

☐ Last available value

☒ 5 observation after today

☐ 1 Jan 2024

☒ Rolling period

CANCEL
APPLY

Search results (8)

ADD TO WORKBOOK: 0
SAVE AS...
EXPORT...

Switch to Overview
Show Preview
Manage Table...
Jan 2014 - Jan 2024

Annual
Quarterly

To optimize your performance, some results are not displayed. Please export the table to view complete results.

<input type="checkbox"/> Geography	<input type="checkbox"/> Concept	<input type="checkbox"/> Unit	<input type="checkbox"/> Start Date
<input type="checkbox"/> South Korea	GDP, real, LCU, % change previous year	Percent change year ago	1971
<input type="checkbox"/> China (Mainland)	GDP, real, LCU, % change previous year	Percent change year ago	1971
<input type="checkbox"/> Japan	GDP, real, LCU, % change previous year	Percent change year ago	1971
<input type="checkbox"/> India	GDP, real, LCU, % change previous year	Percent change year ago	1971



# Data Browser - Switching views

## Switch to Overview

allows you to see a list of series regardless frequencies. This is useful to see the entire list of available series for your criteria.

## Switch to Overview

only appears when you have multiple frequencies in the results.

Search results (8)

ADD TO WORKBOOK: 0

SAVE AS...

EXPORT...

Switch to Overview

Show Preview

Manage Table...

Jan 2014 - Jan 2024

Annual

Quarterly

To optimize your performance, some results are not displayed. Please export the table to view complete results.

<input type="checkbox"/> Geography	<input type="checkbox"/> Concept	<input type="checkbox"/> Unit	<input type="checkbox"/> Start Date
<input type="checkbox"/> South Korea	GDP, real, LCU, % change previous year	Percent change year ago	1971
<input type="checkbox"/> China (Mainland)	GDP, real, LCU, % change previous year	Percent change year ago	1971
<input type="checkbox"/> Japan	GDP, real, LCU, % change previous year	Percent change year ago	1971
<input type="checkbox"/> India	GDP, real, LCU, % change previous year	Percent change year ago	1971

<input type="checkbox"/> Geography	<input type="checkbox"/> Concept	<input type="checkbox"/> Unit	<input type="checkbox"/> End Date
<input type="checkbox"/> China (Mainland)	GDP, LCU, % change previous year	Percent change year ago	2025
<input type="checkbox"/> India	GDP, LCU, % change previous year	Percent change year ago	2022-Q1
<input type="checkbox"/> South Korea	GDP, LCU, % change previous year	Percent change year ago	2025
<input type="checkbox"/> China (Mainland)	GDP, LCU, % change previous year	Percent change year ago	2022-Q1
<input type="checkbox"/> South Korea	GDP, LCU, % change previous year	Percent change year ago	2022-Q1
<input type="checkbox"/> India	GDP, LCU, % change previous year	Percent change year ago	2025
<input type="checkbox"/> Japan	GDP, LCU, % change previous year	Percent change year ago	2022-Q1
<input type="checkbox"/> Japan	GDP, LCU, % change previous year	Percent change year ago	2025



# Data Browser - Move series to Workbook

In the search result of **Build Query**, select the series you want to move to Workbook.

Click on **ADD TO WORKBOOK**.

Data  
Browser

Build Query

Workbook 4

My Saved 9

Documentation

Search results (4)

ADD TO WORKBOOK: 4

SAVE AS...

EXPORT...

Switch to Overview

Show Preview

Manage Table...

Jan 2014 - Jan 2024

Annual

To optimize your performance, some results are not displayed. Please export the table to view complete results.

<input checked="" type="checkbox"/>	Geography	<input checked="" type="checkbox"/> Concept	<input checked="" type="checkbox"/> Unit	<input checked="" type="checkbox"/> End Date
<input checked="" type="checkbox"/>	Japan	GDP, LCU	Japanese Yen	2025
<input checked="" type="checkbox"/>	India	GDP, LCU	Indian Rupee	2025
<input checked="" type="checkbox"/>	China (Mainland)	GDP, LCU	Chinese Renminbi	2025
<input checked="" type="checkbox"/>	South Korea	GDP, LCU	Korean Won	2025



# Data Browser - Apply calculations

You can apply calculations only to the series you desire

Select series, click on **Calculations** and select your option(s).

Workbook Calculations

☒ Original values
 ☒ Percentage Change
 ☐ Percentage Change Year Ago
 ☐ Difference
 ☐ Difference Year Ago
 ☐ Compound Annual Growth Rate
 ☐ Moving Average
 ☐ Natural Log

☐ Frequency Conversion
 ☐ Indexing

RESET ALL

CANCEL

APPLY

Dataserries:

+

 ADD TO ... 2
 

🗑

 REMOVE: 2
 

+

 SAVE AS..
 

↓

 EXPORT...

📈

 Show Chart
 

**$f_x$  Calculations...**

⚙

 Manage Table...
 

📅

 Jan 2014 - Jan 2024

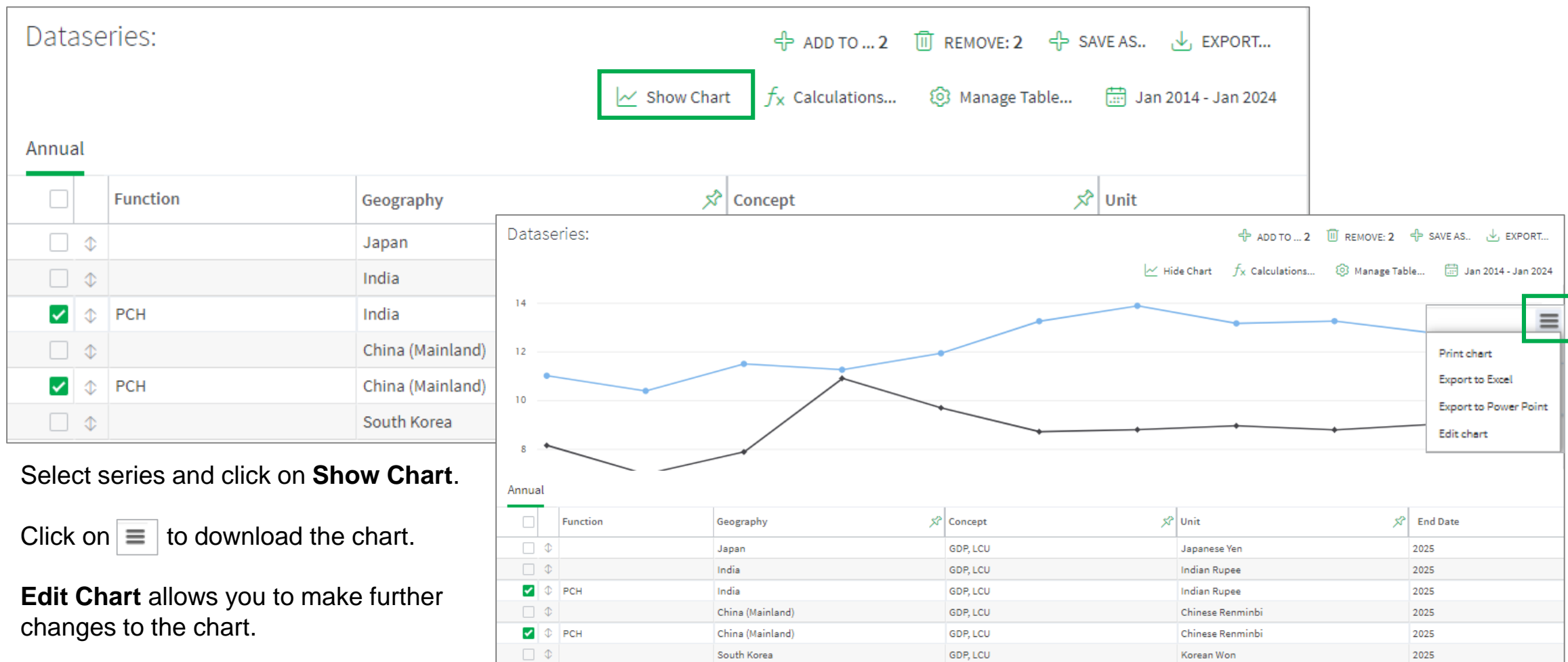
Annual

<input type="checkbox"/>	Geography	Concept	Unit	End Date
<input type="checkbox"/>	Japan	GDP, LCU	Japanese Yen	2025
<input checked="" type="checkbox"/>	India	GDP, LCU	Indian Rupee	2025
<input checked="" type="checkbox"/>	China (Mainland)	GDP, LCU	Chinese Renminbi	2025
<input type="checkbox"/>	South Korea	GDP, LCU	Korean Won	2025



# Data Browser - Show a chart

You can show a chart of the desired series



Select series and click on **Show Chart**.

Click on  to download the chart.

**Edit Chart** allows you to make further changes to the chart.





# Data Browser - Save your work

You can save your table for later use

Select series, click on **Save As**.

Name your table and specify a folder.

You can access your saved item through **My Saved** ([Slide 29](#)).

### Save Workbook

Name:

India vs China

Pick folder:

Save for later

CANCEL SAVE

Datseries:

ADD TO ... 2
REMOVE: 2

SAVE AS..

EXPORT...

Show Chart
Calculations...
Manage Table...
Jan 2014 - Jan 2024

Annual	Function	Geography	Concept	Unit	End Date
<input type="checkbox"/>		Japan	GDP, LCU	Japanese Yen	2025
<input type="checkbox"/>		India	GDP, LCU	Indian Rupee	2025
<input checked="" type="checkbox"/>	PCH	India	GDP, LCU	Indian Rupee	2025
<input type="checkbox"/>		China (Mainland)	GDP, LCU	Chinese Renminbi	2025
<input checked="" type="checkbox"/>	PCH	China (Mainland)	GDP, LCU	Chinese Renminbi	2025
<input type="checkbox"/>		South Korea	GDP, LCU	Korean Won	2025



# Data Browser - Load by mnemonics

You can load data by mnemonics

In **Workbook**, click on **LOAD BY MNEMONICS**.

Copy and paste or type mnemonics horizontally or vertically.

Click on **CHECK AVAILABILITY** followed by **ADD SERIES**.

Load by Mnemonics

GDP@JPN

GDP@IND

GDP@IND

GDP@KOR

CHECK AVAILABILITY

CANCEL

ADD SERIES

Data Browser

Build Query

Workbook

My Saved 10

Documentation

Service Documentation

Flash Alerts

What is New in Data

Workbook

LOAD BY MNEMONICS...

Dataseries:

ADD TO ... 0

SAVE AS...

EXPORT...

Show Chart

Calculations...

Manage Table...

This workspace lets you transform and reorder the series you open from My Saved, and the series you selected from Build Query.



## Export to static Excel , static CSV or an API link

Select Series you want to download. If not selected, all results will be downloaded.

Select **Excel static** or **CSV static** through **All Series** or **Selected Series** to download to a static Excel or CSV file. Alternatively, you can select **Connect API URL**.

Adjust **Export Settings** if necessary.

1

Search results (8)

ADD TO WORKBOOK: 4

SAVE AS...

EXPORT...

Switch to Overview

Show Preview

Manage Table...

Jan 2019 - Jan 2025

Annual

Quarterly

Drag here to set row groups

<input checked="" type="checkbox"/>	Geography ↑	Concept	Unit	Data Edge	2019	2020
<input checked="" type="checkbox"/>	China (mainland)	GDP, real, LCU, % change previous year	Percent change year ago	2019	6.14	1.85
<input checked="" type="checkbox"/>	India	GDP, real, LCU, % change previous year	Percent change year ago	2019	4.23	-10.81
<input checked="" type="checkbox"/>	Japan	GDP, real, LCU, % change previous year	Percent change year ago	2019	0.69	-5.62
<input checked="" type="checkbox"/>	South Korea	GDP, real, LCU, % change previous year	Percent change year ago	2019	2.04	-1.01

2

All Series

Selected Series

Connect API URL

Export Settings...

3

Excel static

CSV static

Excel Refreshable

5

Your Excel file is ready

Download it by clicking the below link

GDP for Asia\_\_17\_11\_2020.xlsx

4

Your Excel file is being processed

When it is ready, a message will appear below

You will be notified on the download progress.



# Generate a refreshable Excel file

Refreshable Excel files allow you to update the data with one click

**1** Search results (8)

ADD TO WORKBOOK: 4 SAVE AS... EXPORT...

Switch to Overview Show Preview Manage Table... Jan 2019 - Jan 2025

Annual Quarterly

Drag here to set row groups

Geography	Concept	Unit	Data Edge	2019	2020
China (mainland)	GDP, real, LCU, % change previous year	Percent change year ago	2019	6.14	1.85
India	GDP, real, LCU, % change previous year	Percent change year ago	2019	4.23	-10.81
Japan	GDP, real, LCU, % change previous year	Percent change year ago	2019	0.69	-5.62
South Korea	GDP, real, LCU, % change previous year	Percent change year ago	2019	2.04	-1.01

**2** All Series Selected Series Connect API URL Export Settings...

**3** Excel static CSV static **Excel Refreshable**

**4** Save this Query

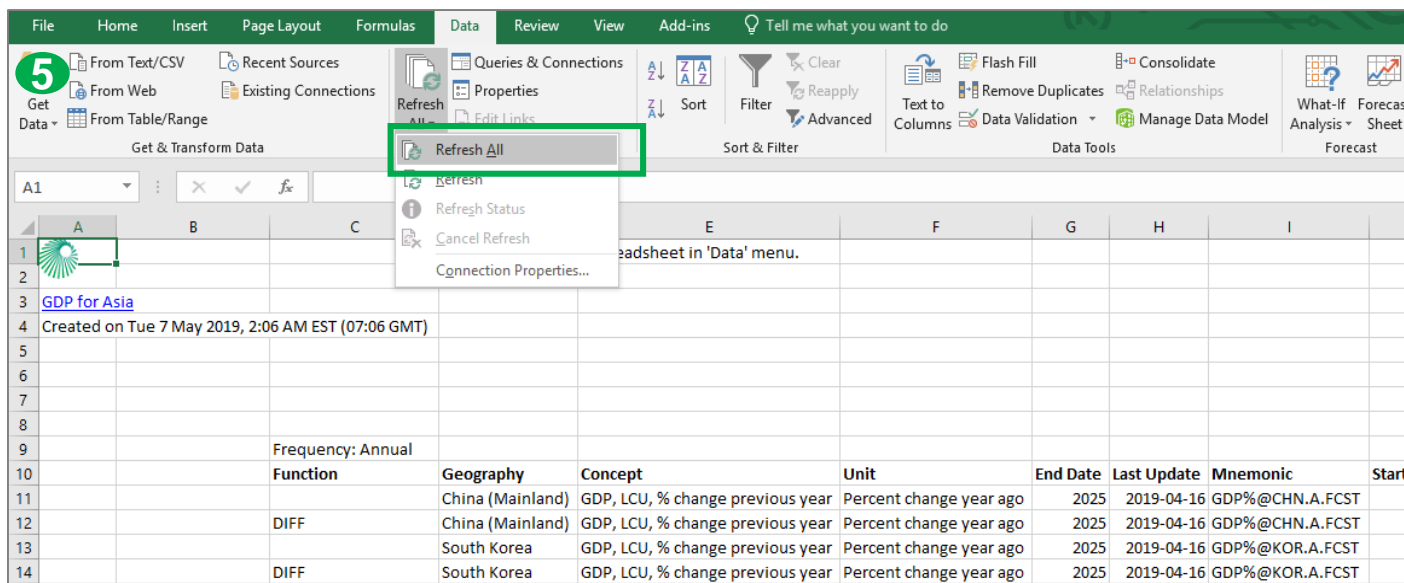
Item name: GDP for Asia

Destination folder: Save for later

Billing Code

CANCEL SAVE

- 1** Select series you want to download. If not selected, all results will be downloaded.
- 2** Select All Series or Selected Series.
- 3** Select **Excel Refreshable** to generate a refreshable Excel file.
- 4** Name the search and specify a folder
- 5** To update the refreshable Excel, please click on **Refresh All** from the Excel Data Menu.




Geography	Concept	Unit	End Date	Last Update	Mnemonic	Start
China (Mainland)	GDP, LCU, % change previous year	Percent change year ago	2025	2019-04-16	GDP%@CHN.A.FCST	
China (Mainland)	GDP, LCU, % change previous year	Percent change year ago	2025	2019-04-16	GDP%@CHN.A.FCST	
South Korea	GDP, LCU, % change previous year	Percent change year ago	2025	2019-04-16	GDP%@KOR.A.FCST	
South Korea	GDP, LCU, % change previous year	Percent change year ago	2025	2019-04-16	GDP%@KOR.A.FCST	




# Data Browser - My Saved

My Saved provides quick access to your saved items

By clicking on the name of your saved item, you can re-load what you have saved earlier e.g. India vs China.

 gives you options such as delete, edit, send a copy, share, copy to and move to.

 allows you to share the saved item with your colleague(s). Your colleague(s) need to be entitled to the same data.

Share settings

This item is not yet shared with others.

Share this item with others:

Email address  ADD

Message

CANCEL APPLY

DELETE

EDIT

SEND A COPY

SHARE

COPY TO...

MOVE TO...




Data Browser
<
Build Query
Workbook 6
My Saved 10
Documentation ✓

## My Saved in Data Browser

The My Saved page provides a limited view into your My Connect items for only those items that are most relevant for the Data Browser tool. To find your full list of personalized content, please go to [My Connect](#).

Navigate to: TOOL QUERIES DOCUMENTS

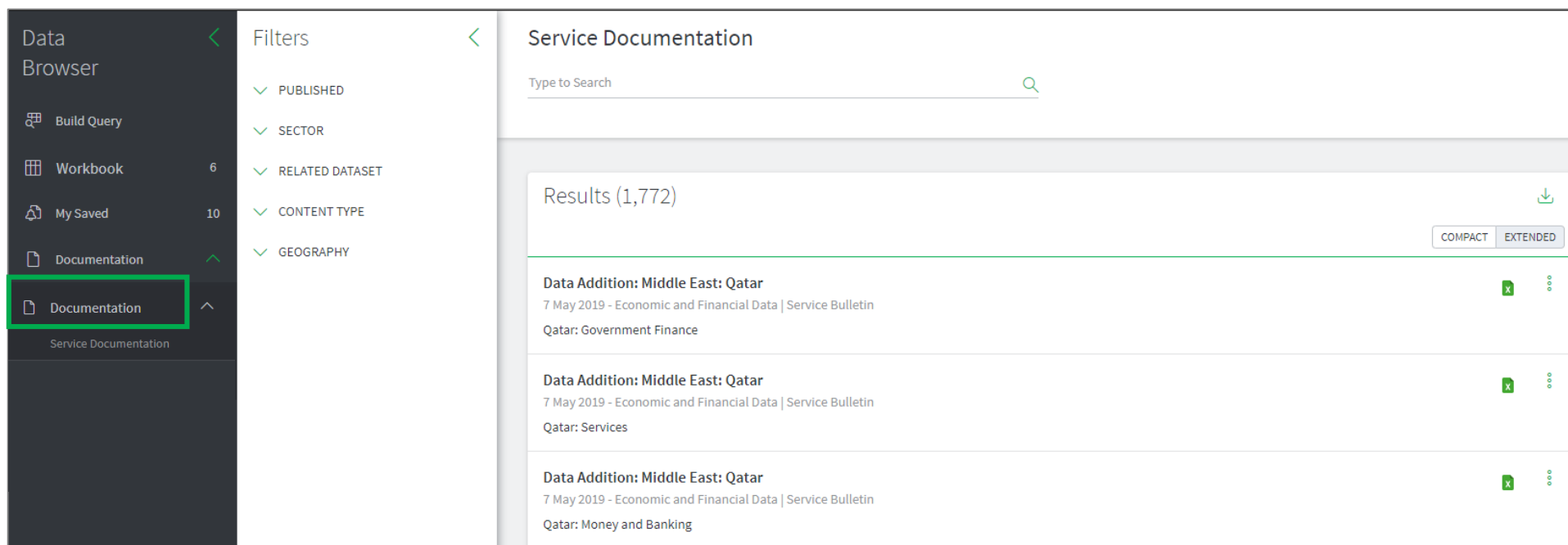
Tool Queries

Type	Title	Source	Update Date	
	India vs China	Data Browser: Workbook	8 May 2019	 



# Data Browser - Documentation

**Documentation** provides quick access to Service Documentation.




The screenshot displays the IHS Markit Data Browser interface. On the left, a dark sidebar contains navigation options: 'Data Browser', 'Build Query', 'Workbook' (6 items), 'My Saved' (10 items), and 'Documentation' (2 items). The 'Documentation' option is highlighted with a green box. The main area is divided into three sections: 'Filters' (with expandable categories like PUBLISHED, SECTOR, RELATED DATASET, CONTENT TYPE, and GEOGRAPHY), 'Service Documentation' (with a search bar), and 'Results (1,772)'. The results list shows three entries for 'Data Addition: Middle East: Qatar' from May 7, 2019, covering 'Economic and Financial Data | Service Bulletin' for 'Qatar: Government Finance', 'Qatar: Services', and 'Qatar: Money and Banking'. Each entry has a green 'x' icon and a menu icon.



# Data Browser - Training Video

Online training video provides quick guidance of New Data Browser

Click on  followed by **Training Video** to view the online training video.



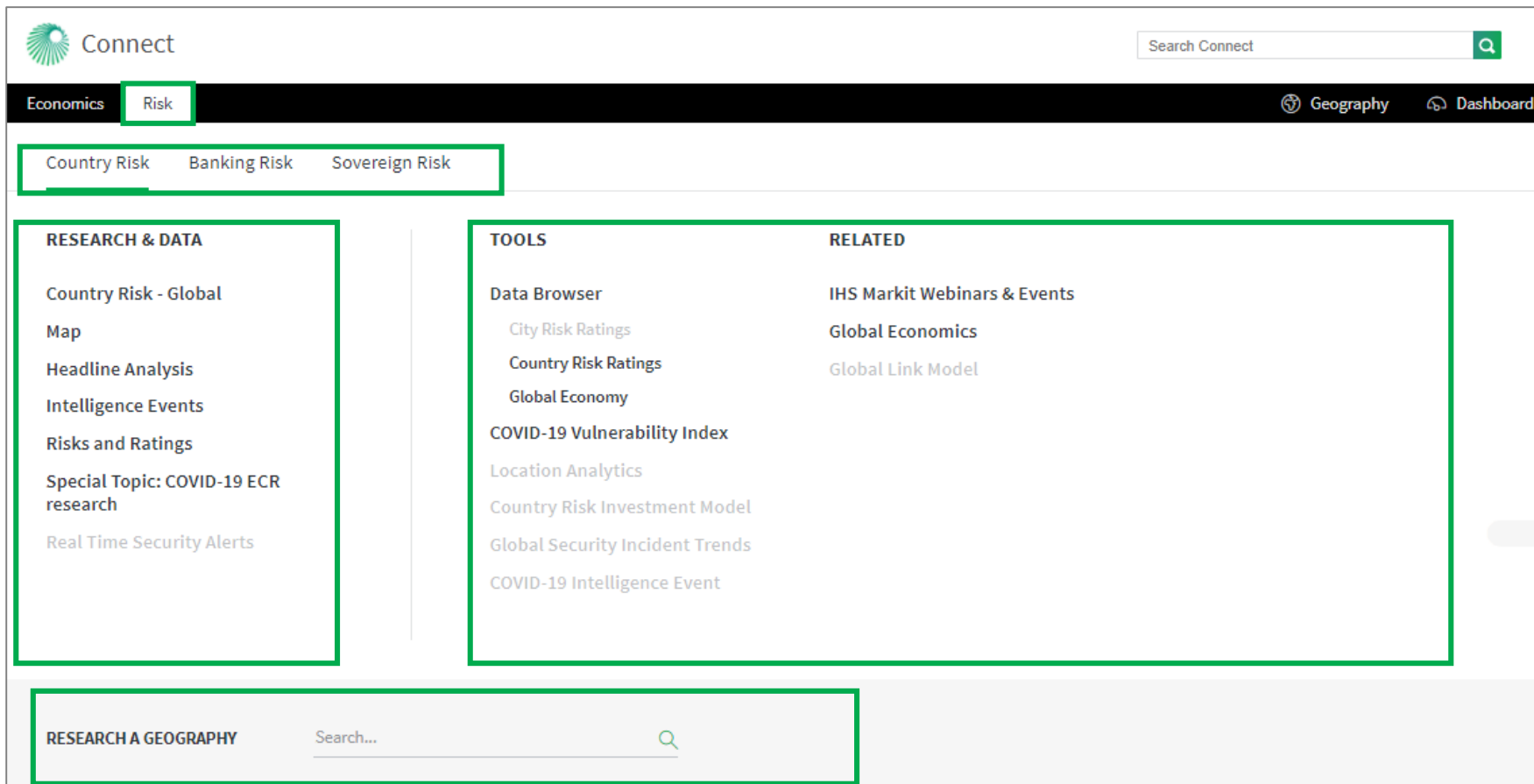
The screenshot displays the IHS Markit Data Browser interface. On the left is a dark sidebar with navigation options: 'Data Browser', 'Build Query', 'Workbook', 'My Saved' (10 items), 'Documentation', 'Service Documentation', 'Flash Alerts', and 'What is New in Data'. The main area is titled 'Build Query' and contains a search bar and a list of datasets. A modal window titled 'About Data Browser' is open in the center, featuring three tabs: 'Information', 'Training Video' (which is selected and underlined), and 'Customer Care'. The 'Training Video' tab shows the IHS Markit logo and a video player with a progress bar at 00:04 of 04:50. A 'CLOSE' button is at the bottom right of the modal. In the top right corner of the main interface, there is a green box highlighting an information icon (a circle with an 'i') next to a document icon. Below this, it says 'Total Filters Selected 0'. At the bottom right of the main interface, there are 'RESET' and 'VIEW RESULTS' buttons.

# Risk Menu



## Risk - Menu Page

In Connect, hover over **Risk** in the black menu bar > **Country Risk** to browse political / security data and analysis or **Sovereign Risk** or **Banking Risk** to browse respective data and analysis.



Connect

Search Connect

Economics Risk Geography Dashboard

Country Risk Banking Risk Sovereign Risk

**RESEARCH & DATA**

- Country Risk - Global
- Map
- Headline Analysis
- Intelligence Events
- Risks and Ratings
- Special Topic: COVID-19 ECR research
- Real Time Security Alerts

**TOOLS**

- Data Browser
- City Risk Ratings
- Country Risk Ratings
- Global Economy
- COVID-19 Vulnerability Index
- Location Analytics
- Country Risk Investment Model
- Global Security Incident Trends
- COVID-19 Intelligence Event

**RELATED**

- IHS Markit Webinars & Events
- Global Economics
- Global Link Model

RESEARCH & GEOGRAPHY Search...

Quick access to relevant **Data Tools**, **Related Resources** and **Events**.

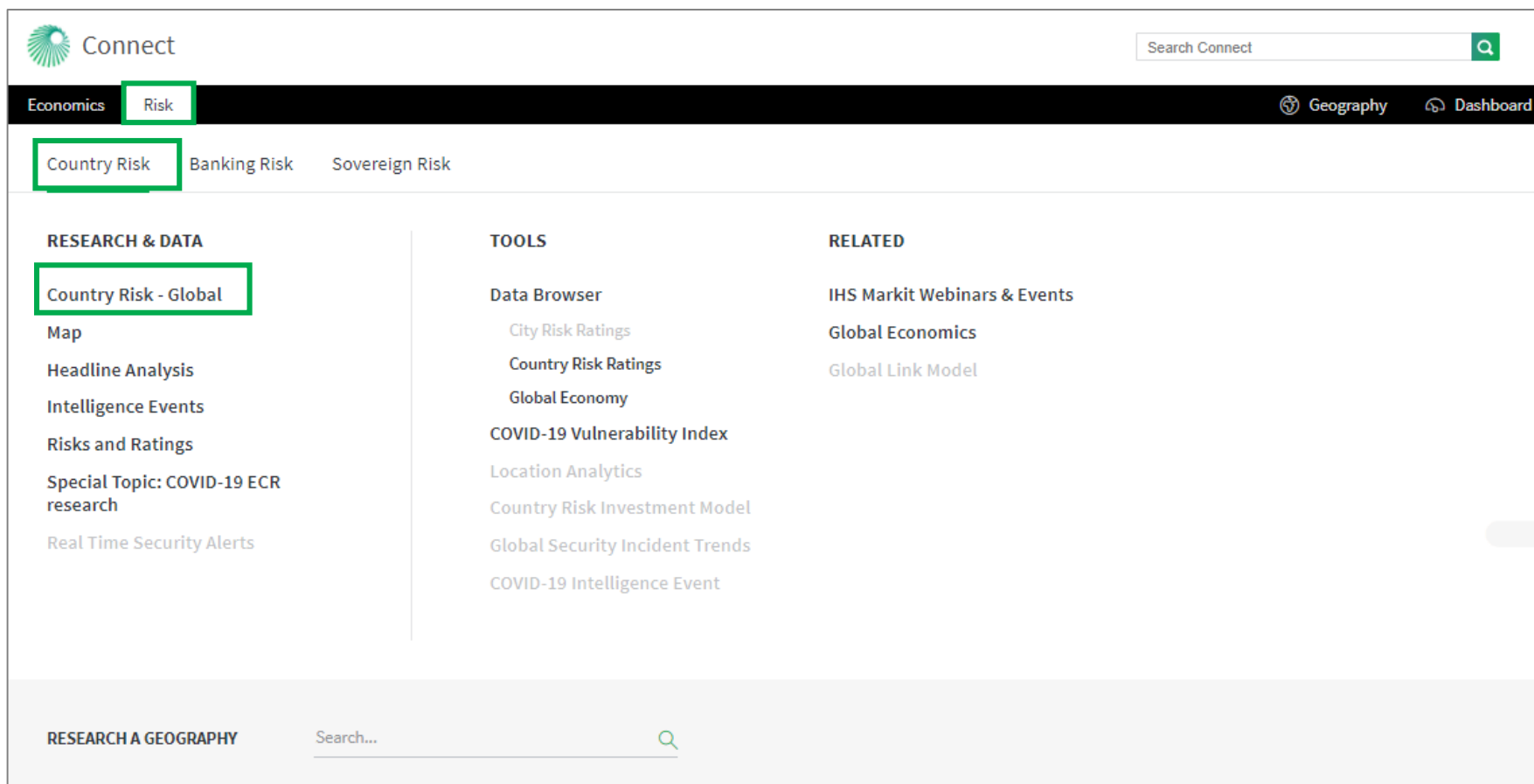
Direct access to a **Geography** page



# Country Risk - Global

# Country Risk – Global | Menu Page

In Connect, hover over the **Risk** menu > **Country Risk** and click on **Country Risk - Global**



**Connect** Search Connect

**Economics** **Risk** Geography Dashboard

**Country Risk** Banking Risk Sovereign Risk

**RESEARCH & DATA**

- Country Risk - Global**
- Map
- Headline Analysis
- Intelligence Events
- Risks and Ratings
- Special Topic: COVID-19 ECR research
- Real Time Security Alerts

**TOOLS**

- Data Browser
  - City Risk Ratings
  - Country Risk Ratings
  - Global Economy
- COVID-19 Vulnerability Index
- Location Analytics
- Country Risk Investment Model
- Global Security Incident Trends
- COVID-19 Intelligence Event

**RELATED**

- IHS Markit Webinars & Events
- Global Economics
- Global Link Model

**RESEARCH & GEOGRAPHY** Search...



# Country Risk - Global

A synthesized overview of key risks worldwide

1. Read analysis on **Hot Topics** and **Special Reports** from around the world.






Country Risk - Global

Choose Geography

HOT TOPICS

1

More Hot Topics

Islamist-motivated attacks in France
Weekly COVID-19 R&D tracker
WTO leadership race
Armenia-Azerbaijan military escalation
IMF's response in sub-Saharan Africa

SPECIAL REPORTS

More Special Reports

Saudi budget deficit and impact of COVID-19 on construction and tourism  
30 Oct 2020  
The impact of the coronavirus disease 2019 (COVID-19) virus and the lower oil price caused a recession in the Saudi economy in the second quarter of 2020, and IHS Markit expects that the...

Public Mass Shooting Quarterly Report: Fifth Edition  
26 Oct 2020  
This is the fifth report in a quarterly series of risk assessments, containing data and analysis of US public mass-shooting trends drawn from the IHS Markit Mass Shooting database.

Country Risk Month Ahead: November 2020  
22 Oct 2020  
IHS Markit looks ahead to the events shaping country risk in November.

RISK RATINGS

+

-

Rating: Overall

CA: 1.2
US: 1.5
Russia: 2.6
CN: 2.0

Geography	Rating	
Yemen	6.0	Severe
Somalia	5.4	Severe
Libya	5.1	Severe
Syria	5.1	Severe
South Sudan	4.9	Severe
Venezuela	4.9	Severe

Country Risk Monitor

2

More Hot Topics


Active

All

Intelligence Bulletins

Newsletters

Airports Intelligence Bulletin
Asia-Pacific Intelligence Bulletin
Asia-Pacific Violent Risk Intelligence Bulletin
Aviation Intelligence Bulletin
Cargo Intelligence Bulletin
COVID-19 Intelligence Bulletin
Eastern Europe and Central Asia Intelligence Bulletin
Energy Intelligence Bulletin
Hotel and Entertainment Intelligence Bulletin
Intelligence Bulletin
Kidnap and Ransom Intelligence Bulletin
Latin America Intelligence Bulletin
Latin America Violent Risk Intelligence Bulletin
Marine/Offshore Intelligence Bulletin
Middle East and North Africa Intelligence Bulletin
Middle East and North Africa Violent Risk Intelligence Bulletin

2. On **Country Risk Monitor**, click on the bell  icon to set **Email Alerts** for **Intelligence Bulletins** and **Newsletters**. **Intelligence Events** are risk-relevant events that have impacted the business environment or events that are indicators of future changes in the risk environment.



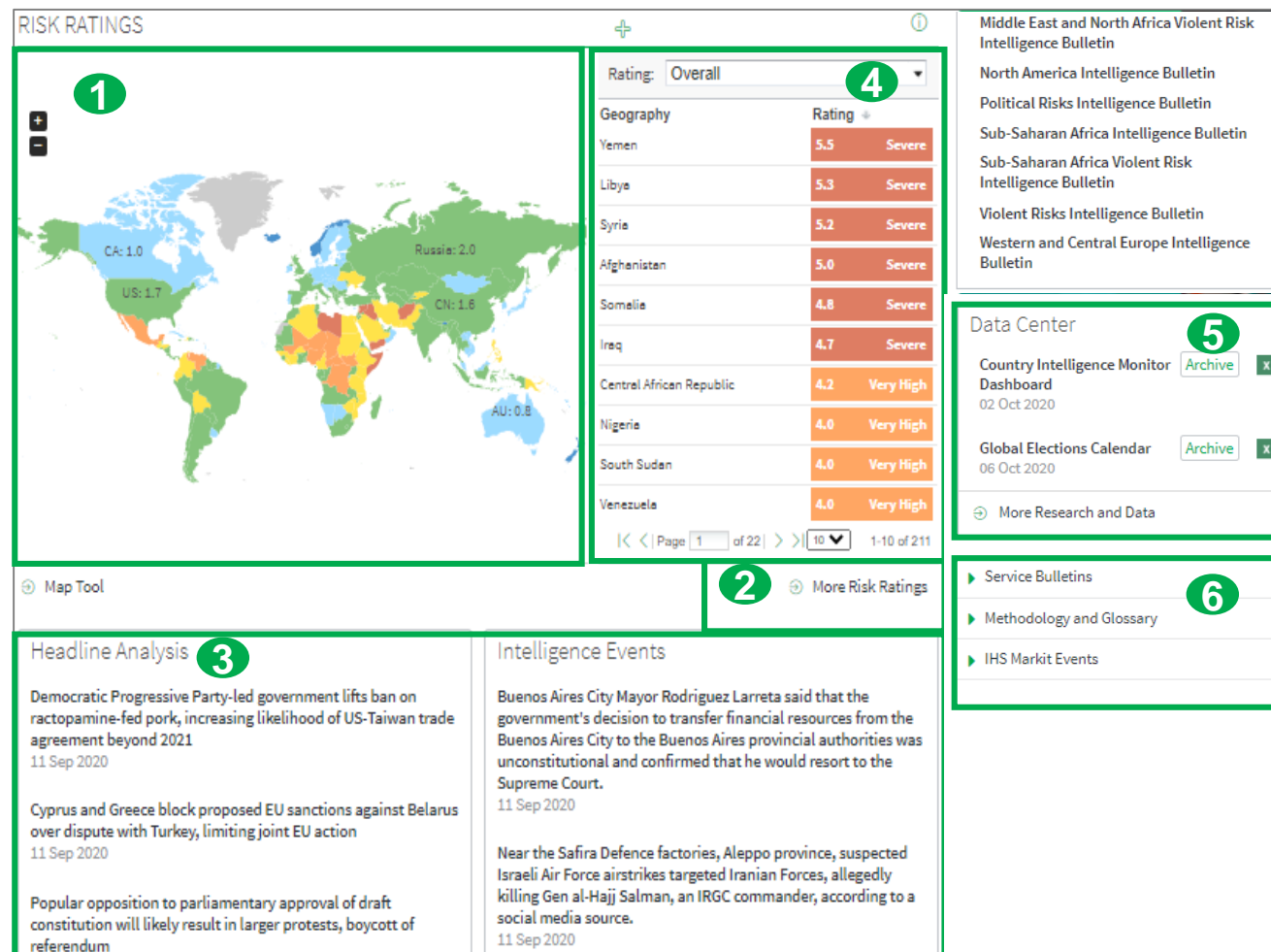
# Country Risk - Global

A synthesized overview of key risks worldwide

1. Click on a geography to jump to the individual country/territory page.

2. Click to jump to the **Risks and Ratings**.

3. You can look up the latest **Headline Analysis** and **Intelligence Events**.



4. Click to view geographies' league table by **aggregate risk type**.

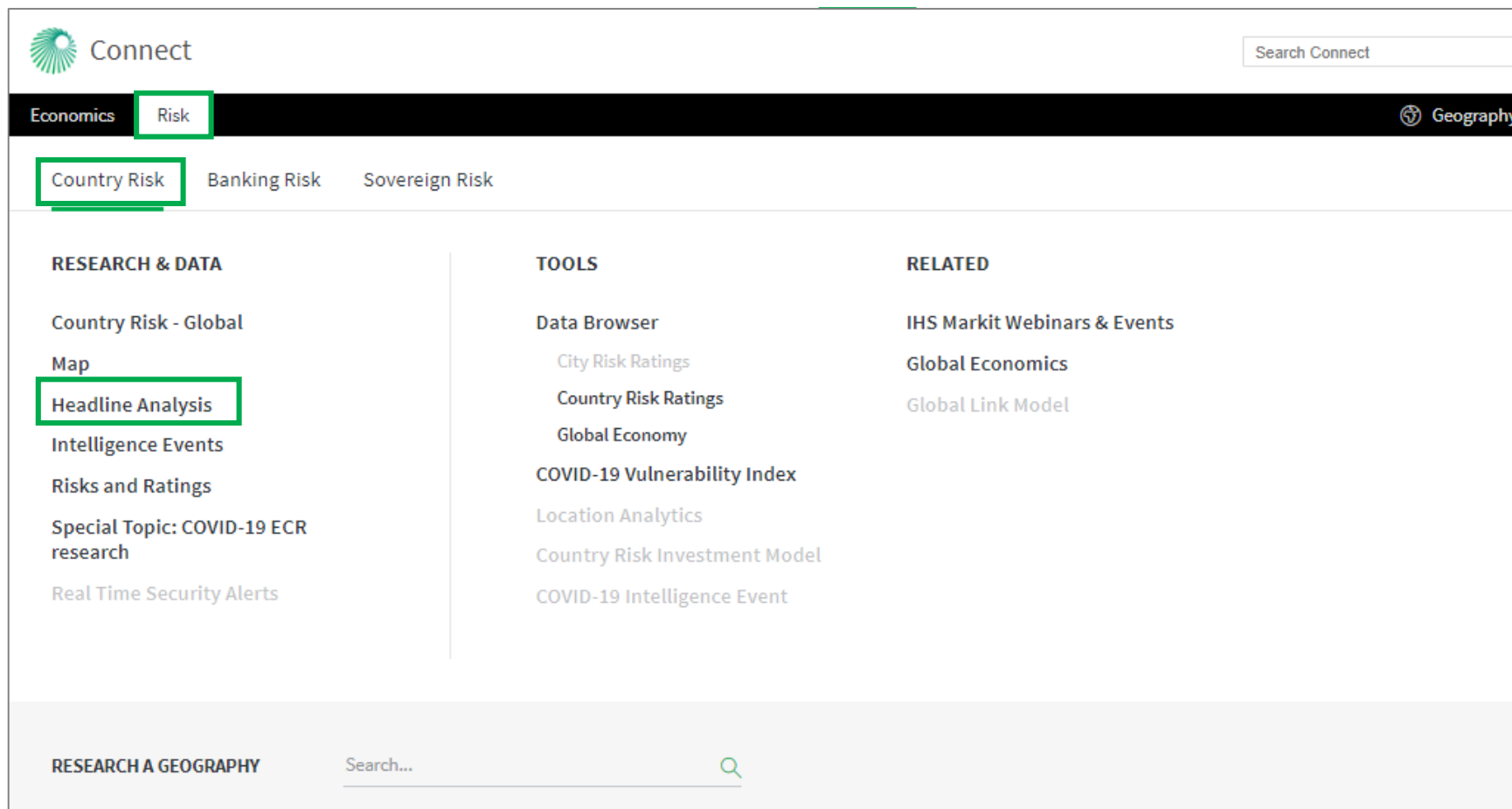
5. Access pre-formatted data file from **Data Center**.

6. View our '**Service Bulletins**', '**Methodology and Glossary**' and **IHS Markit Events**.



# Country Risk - Headline Analysis | Menu Page

In Connect, hover over the **Risk** menu > **Country Risk** > and Click on **Headline Analysis**



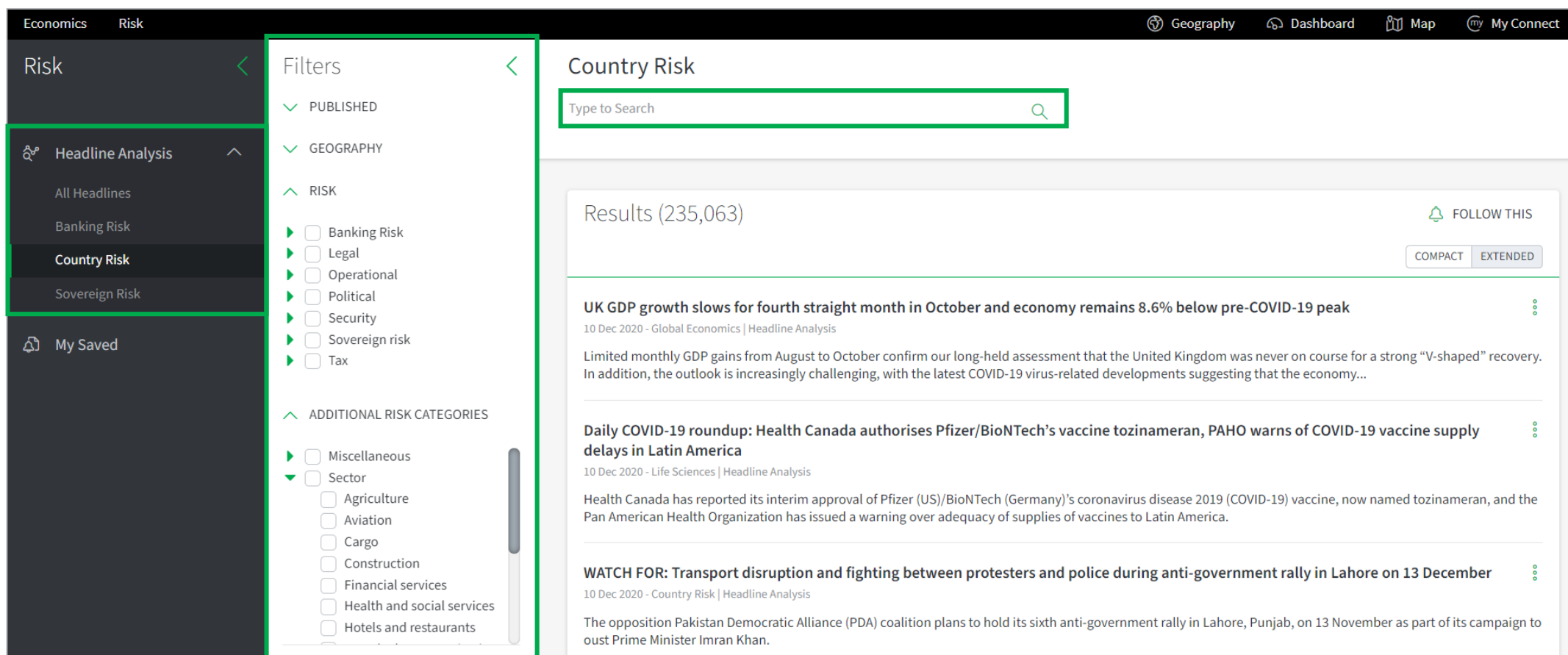
The screenshot displays the IHS Markit Connect web application interface. At the top, the 'Connect' logo is on the left, and a search bar labeled 'Search Connect' is on the right. Below the header, a navigation bar features 'Economics' and 'Risk' tabs, with 'Risk' being the active tab. To the right of these tabs is a 'Geography' icon. Under the 'Risk' tab, there are three sub-tabs: 'Country Risk', 'Banking Risk', and 'Sovereign Risk'. The 'Country Risk' sub-tab is selected and highlighted with a green box. The main content area is divided into three columns: 'RESEARCH & DATA', 'TOOLS', and 'RELATED'. In the 'RESEARCH & DATA' column, the 'Headline Analysis' link is highlighted with a green box. Other links in this column include 'Country Risk - Global Map', 'Intelligence Events', 'Risks and Ratings', 'Special Topic: COVID-19 ECR research', and 'Real Time Security Alerts'. The 'TOOLS' column lists 'Data Browser', 'City Risk Ratings', 'Country Risk Ratings', 'Global Economy', 'COVID-19 Vulnerability Index', 'Location Analytics', 'Country Risk Investment Model', and 'COVID-19 Intelligence Event'. The 'RELATED' column lists 'IHS Markit Webinars & Events', 'Global Economics', and 'Global Link Model'. At the bottom of the interface, there is a footer section with the text 'RESEARCH A GEOGRAPHY' and a search bar labeled 'Search...'.



# Country Risk - Headline Analysis Page Navigation

All headline analysis articles are organized in a reversed chronological order

Keyword search and relevant filter options.



The screenshot displays the IHS Markit Country Risk - Headline Analysis page. The interface includes a dark sidebar on the left for navigation, a central filters panel, and a main content area for article results.

**Navigation Sidebar:**

- Risk
- Headline Analysis
  - All Headlines
  - Banking Risk
  - Country Risk**
  - Sovereign Risk
- My Saved

**Filters Panel:**

- PUBLISHED
- GEOGRAPHY
- RISK
  - Banking Risk
  - Legal
  - Operational
  - Political
  - Security
  - Sovereign risk
  - Tax
- ADDITIONAL RISK CATEGORIES
  - Miscellaneous
  - Sector
    - Agriculture
    - Aviation
    - Cargo
    - Construction
    - Financial services
    - Health and social services
    - Hotels and restaurants

**Main Content Area:**

**Country Risk**

Type to Search

Results (235,063) FOLLOW THIS

COMPACT EXTENDED

**UK GDP growth slows for fourth straight month in October and economy remains 8.6% below pre-COVID-19 peak**

10 Dec 2020 - Global Economics | Headline Analysis

Limited monthly GDP gains from August to October confirm our long-held assessment that the United Kingdom was never on course for a strong "V-shaped" recovery. In addition, the outlook is increasingly challenging, with the latest COVID-19 virus-related developments suggesting that the economy...

**Daily COVID-19 roundup: Health Canada authorises Pfizer/BioNTech's vaccine tozinameran, PAHO warns of COVID-19 vaccine supply delays in Latin America**

10 Dec 2020 - Life Sciences | Headline Analysis

Health Canada has reported its interim approval of Pfizer (US)/BioNTech (Germany)'s coronavirus disease 2019 (COVID-19) vaccine, now named tozinameran, and the Pan American Health Organization has issued a warning over adequacy of supplies of vaccines to Latin America.

**WATCH FOR: Transport disruption and fighting between protesters and police during anti-government rally in Lahore on 13 December**

10 Dec 2020 - Country Risk | Headline Analysis

The opposition Pakistan Democratic Alliance (PDA) coalition plans to hold its sixth anti-government rally in Lahore, Punjab, on 13 November as part of its campaign to oust Prime Minister Imran Khan.

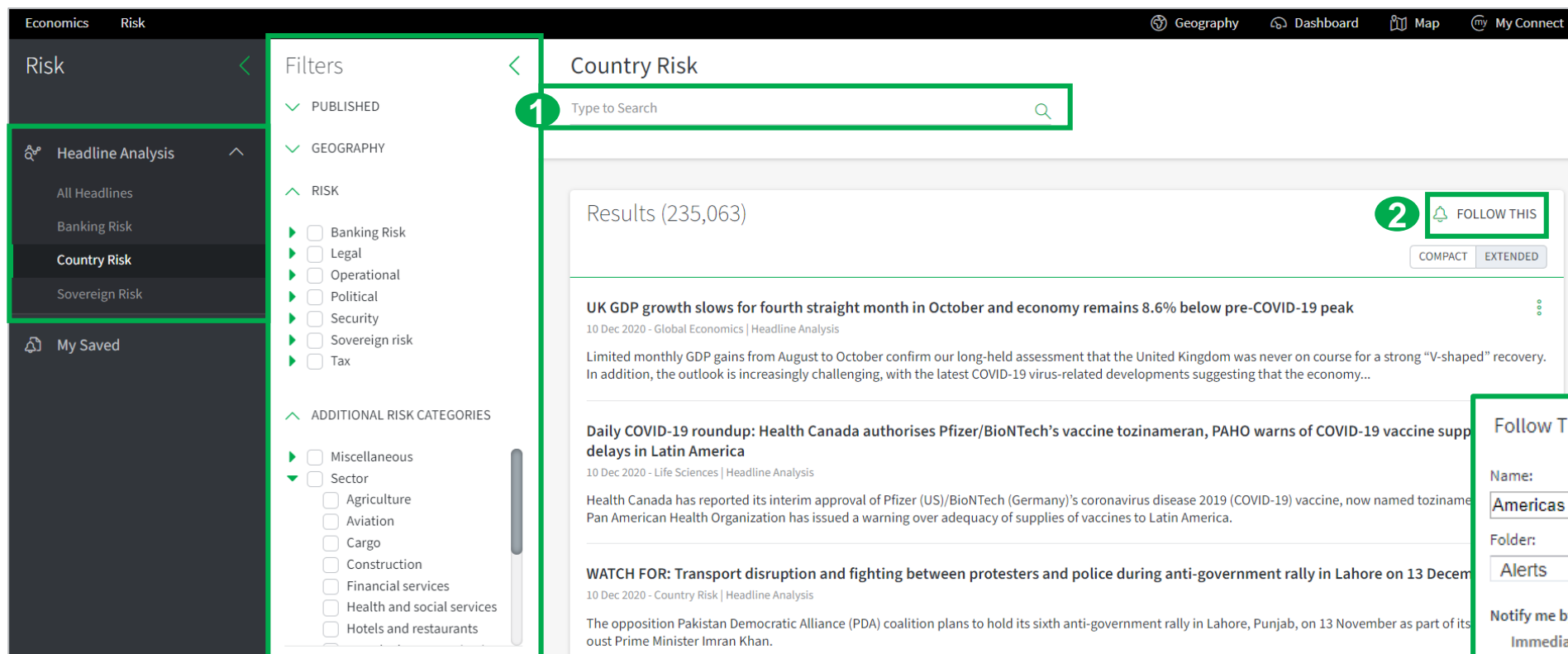




# Country Risk – Follow This Headline Analysis

All headline analysis articles are organized in a reversed chronological order

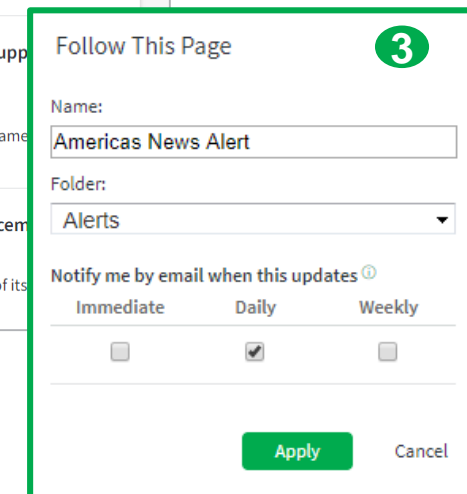
1. Apply Filters to Headline Analysis by using keyword search and/or relevant filter options.



The screenshot displays the IHS Markit Country Risk interface. On the left, a sidebar shows navigation options: 'Risk' (selected), 'Headline Analysis', 'All Headlines', 'Banking Risk', 'Country Risk', 'Sovereign Risk', and 'My Saved'. The 'Country Risk' section is highlighted. A green box labeled '1' highlights the 'Filters' panel, which includes sections for 'PUBLISHED', 'GEOGRAPHY', 'RISK' (with checkboxes for Banking Risk, Legal, Operational, Political, Security, Sovereign risk, and Tax), and 'ADDITIONAL RISK CATEGORIES' (with checkboxes for Miscellaneous, Sector, Agriculture, Aviation, Cargo, Construction, Financial services, Health and social services, and Hotels and restaurants). The main content area shows a search bar labeled 'Type to Search' with a green box labeled '1' around it. Below the search bar, the results are displayed in a list format. The first result is 'UK GDP growth slows for fourth straight month in October and economy remains 8.6% below pre-COVID-19 peak' dated 10 Dec 2020. The second result is 'Daily COVID-19 roundup: Health Canada authorises Pfizer/BioNTech's vaccine tozinameran, PAHO warns of COVID-19 vaccine supply delays in Latin America' dated 10 Dec 2020. The third result is 'WATCH FOR: Transport disruption and fighting between protesters and police during anti-government rally in Lahore on 13 December' dated 10 Dec 2020. A green box labeled '2' highlights the 'FOLLOW THIS' button in the top right corner of the results area.

2. Select Follow this Headline Analysis.

3. Name the search, specify the folder to save the search and select the alert frequency.



The screenshot shows the 'Follow This Page' dialog box. It has a title bar with a green box labeled '3' around it. The dialog contains the following fields and options:


- Name:** A text input field with the value 'Americas News Alert'.
- Folder:** A dropdown menu with the value 'Alerts'.
- Notify me by email when this updates:** A section with three radio buttons: 'Immediate', 'Daily' (selected), and 'Weekly'.
- Buttons:** 'Apply' and 'Cancel' buttons at the bottom right.





# Country Risk - Intelligence Events | Menu Page

Latest risk-relevant intelligence, filterable by geography and risk category

 Connect

Economics **Risk**

Geography

Country Risk

Banking Risk

Sovereign Risk

**RESEARCH & DATA**

- Country Risk - Global
- Map
- Headline Analysis
- Intelligence Events**
- Risks and Ratings
- Special Topic: COVID-19 ECR research
- Real Time Security Alerts


**TOOLS**

- Data Browser
  - City Risk Ratings
  - Country Risk Ratings
  - Global Economy
- COVID-19 Vulnerability Index
- Location Analytics
- Country Risk Investment Model
- COVID-19 Intelligence Event

**RELATED**

- IHS Markit Webinars & Events
- Global Economics
- Global Link Model

RESEARCH A GEOGRAPHY



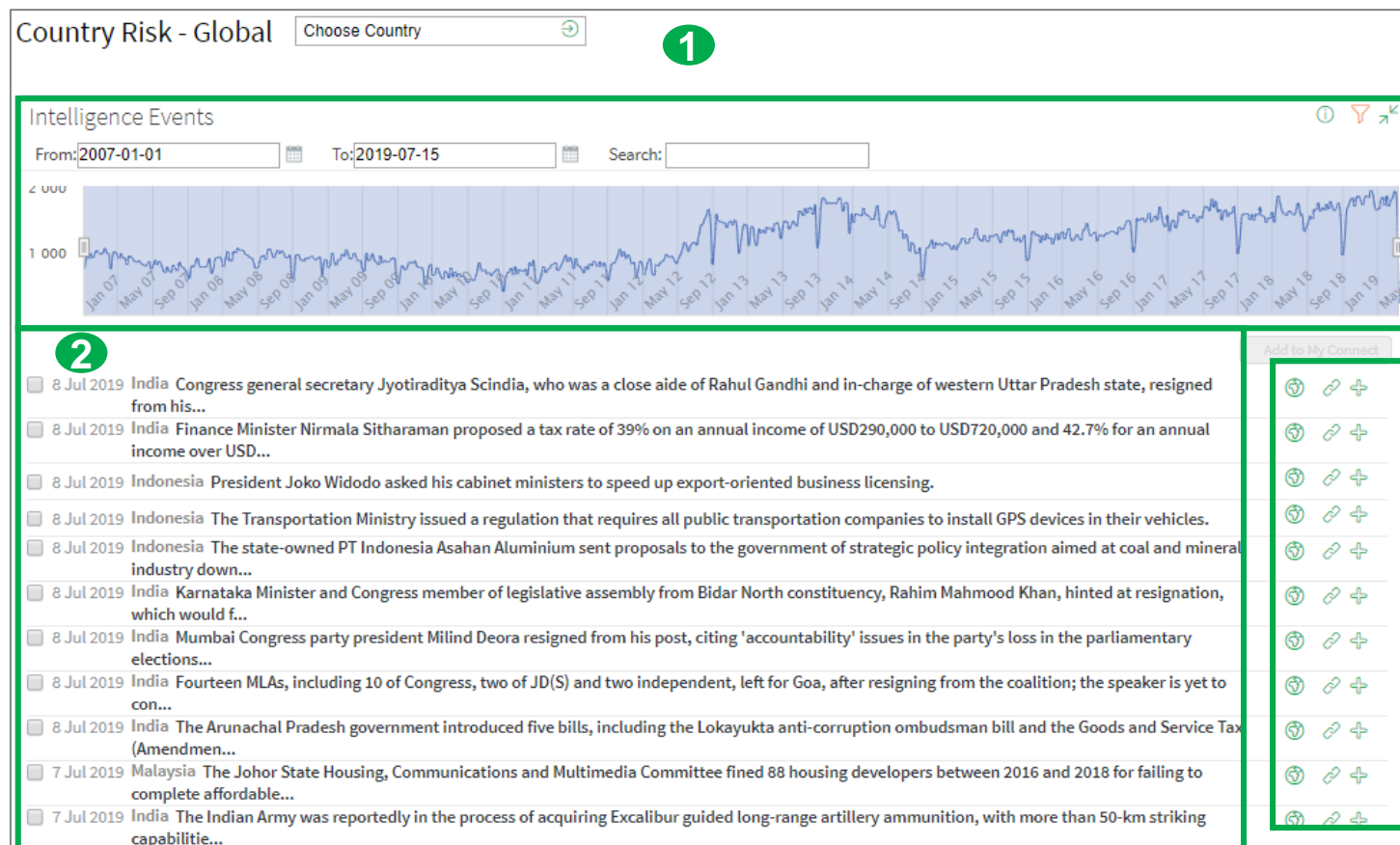



# Country Risk - Intelligence Events


Intelligence events are brief descriptions of risk relevant incidents or indicators. Events are assigned detailed metadata attributes. Where possible, security risk relevant incidents are geo-located and scored for use in Location Risk.


1. Search events by date range or publication volume graph.

2. Click on the event's link to read, save, export or print the content of the respective intelligent event.



Click on the source link  to view the event's source.

Click on the  symbol to save the events in "My Connect".

Click on the  symbol to view the event on the map.




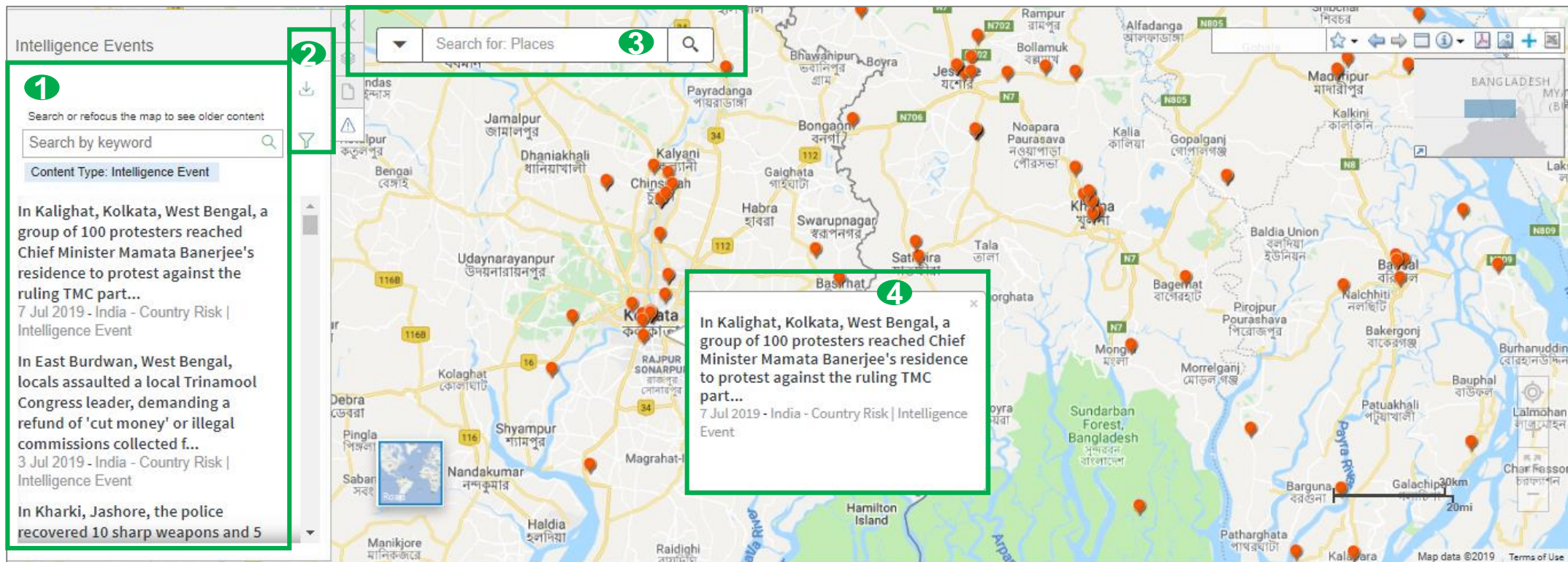
# Country Risk - Intelligence Events on the Map

1. Search events by keyword and see the results below.

2. Click on  to export the events. Click on  to filter by time range and risk type.

3. Search for location and see the Intelligent events tagged to specific location.

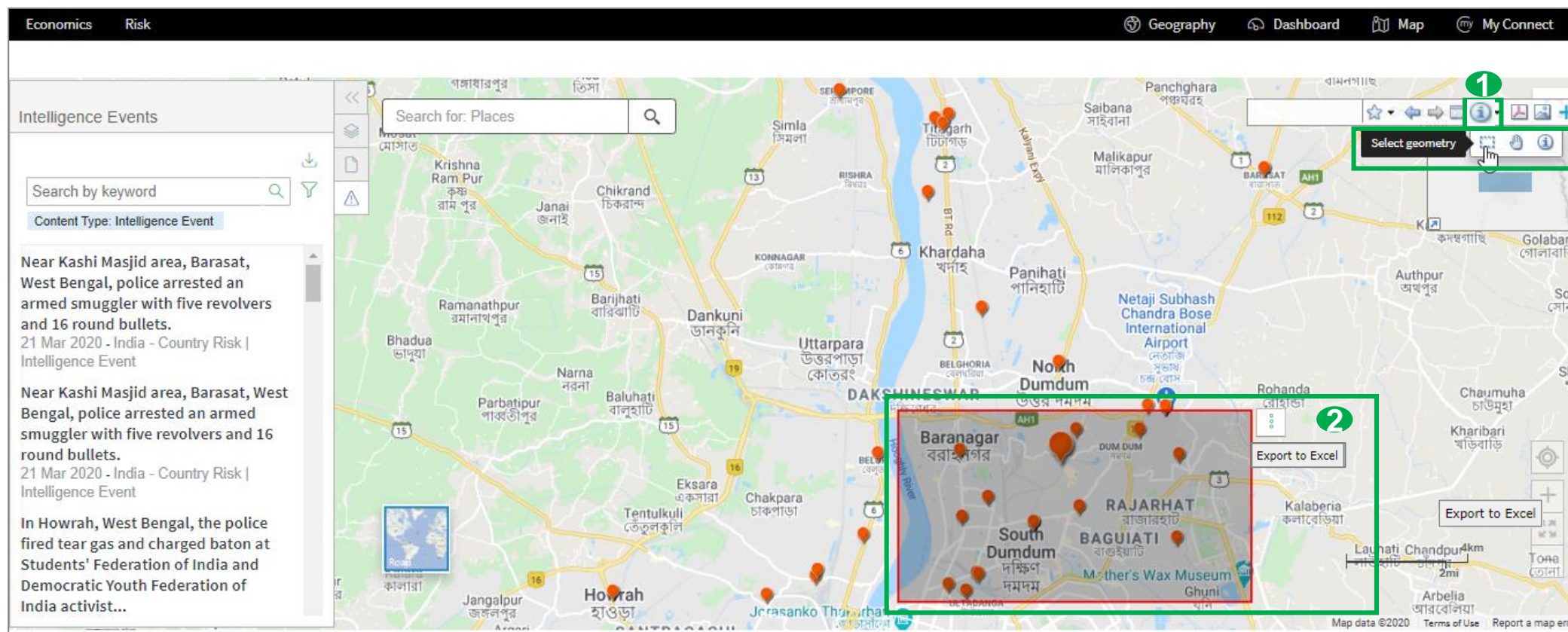
4. Click on orange pins  to see the event tagged to that location.





# Country Risk - Intelligence Events on the Map

You can now export Intelligence Events for an area on the map.



The screenshot displays the IHS Markit Country Risk Intelligence Events map interface. The map shows Kolkata, India, with several red pins indicating intelligence events. On the left, there is a sidebar with 'Intelligence Events' and a list of events. On the right, there is a toolbar with various icons. A green box labeled '1' highlights the 'Select geometry' icon in the toolbar. A green box labeled '2' highlights a specific area on the map (Baranagar, Rajarhat, South Dum Dum) with a red border. Below the map, there are buttons for 'Export to Excel'.

**Intelligence Events**

Search for: Places

Search by keyword

Content Type: Intelligence Event

Near Kashi Masjid area, Barasat, West Bengal, police arrested an armed smuggler with five revolvers and 16 round bullets.  
21 Mar 2020 - India - Country Risk | Intelligence Event

Near Kashi Masjid area, Barasat, West Bengal, police arrested an armed smuggler with five revolvers and 16 round bullets.  
21 Mar 2020 - India - Country Risk | Intelligence Event

In Howrah, West Bengal, the police fired tear gas and charged baton at Students' Federation of India and Democratic Youth Federation of India activist...

Baranagar  
RAJARHAT  
South Dum Dum  
BAGUIATI  
Mother's Wax Museum  
Ghuni

Export to Excel

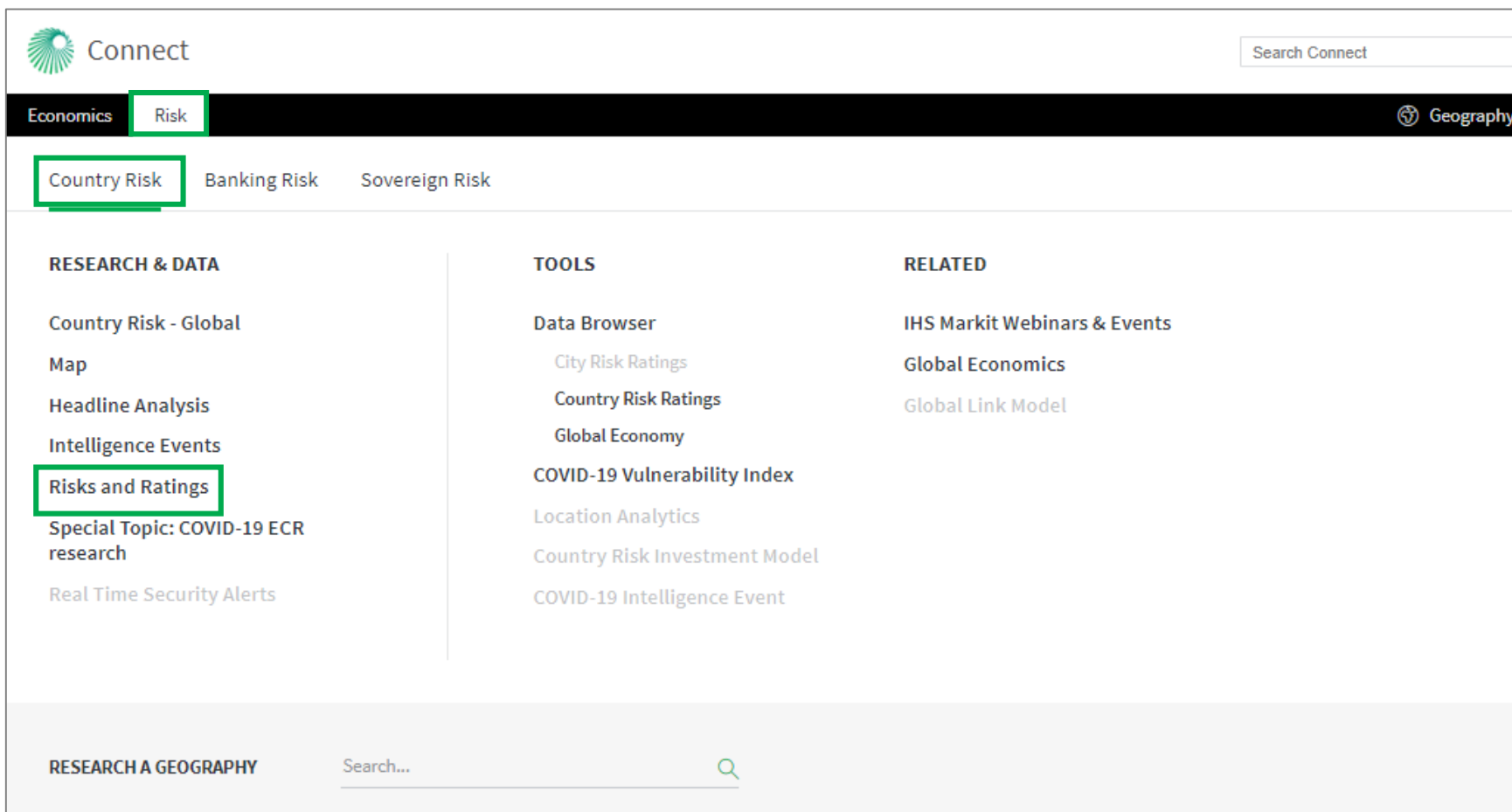
Export to Excel

1. Click on the drop down and select "geometry" option.

2. Select an area on the map and click on the 3 dots menu icon. Then select export.

# Country Risk - Risks and Ratings | Menu Page

In Connect, hover over the **Risk** menu > **Country Risk** and click on **Risks and Ratings**



The screenshot displays the IHS Markit Connect web application interface. At the top, the 'Connect' logo is on the left, and a 'Search Connect' input field is on the right. Below the header, a navigation bar contains 'Economics' and 'Risk' (highlighted with a green box). To the right of this bar is a 'Geography' icon and label. Under the 'Risk' menu, a sub-menu is visible with 'Country Risk' (highlighted with a green box), 'Banking Risk', and 'Sovereign Risk'. The 'Country Risk' sub-menu is expanded, showing three columns of options: 'RESEARCH & DATA', 'TOOLS', and 'RELATED'. In the 'RESEARCH & DATA' column, 'Risks and Ratings' is highlighted with a green box. Other items in this column include 'Country Risk - Global', 'Map', 'Headline Analysis', 'Intelligence Events', 'Special Topic: COVID-19 ECR research', and 'Real Time Security Alerts'. The 'TOOLS' column lists 'Data Browser', 'City Risk Ratings', 'Country Risk Ratings', 'Global Economy', 'COVID-19 Vulnerability Index', 'Location Analytics', 'Country Risk Investment Model', and 'COVID-19 Intelligence Event'. The 'RELATED' column lists 'IHS Markit Webinars & Events', 'Global Economics', and 'Global Link Model'. At the bottom of the interface, there is a 'RESEARCH A GEOGRAPHY' section with a 'Search...' input field and a magnifying glass icon.



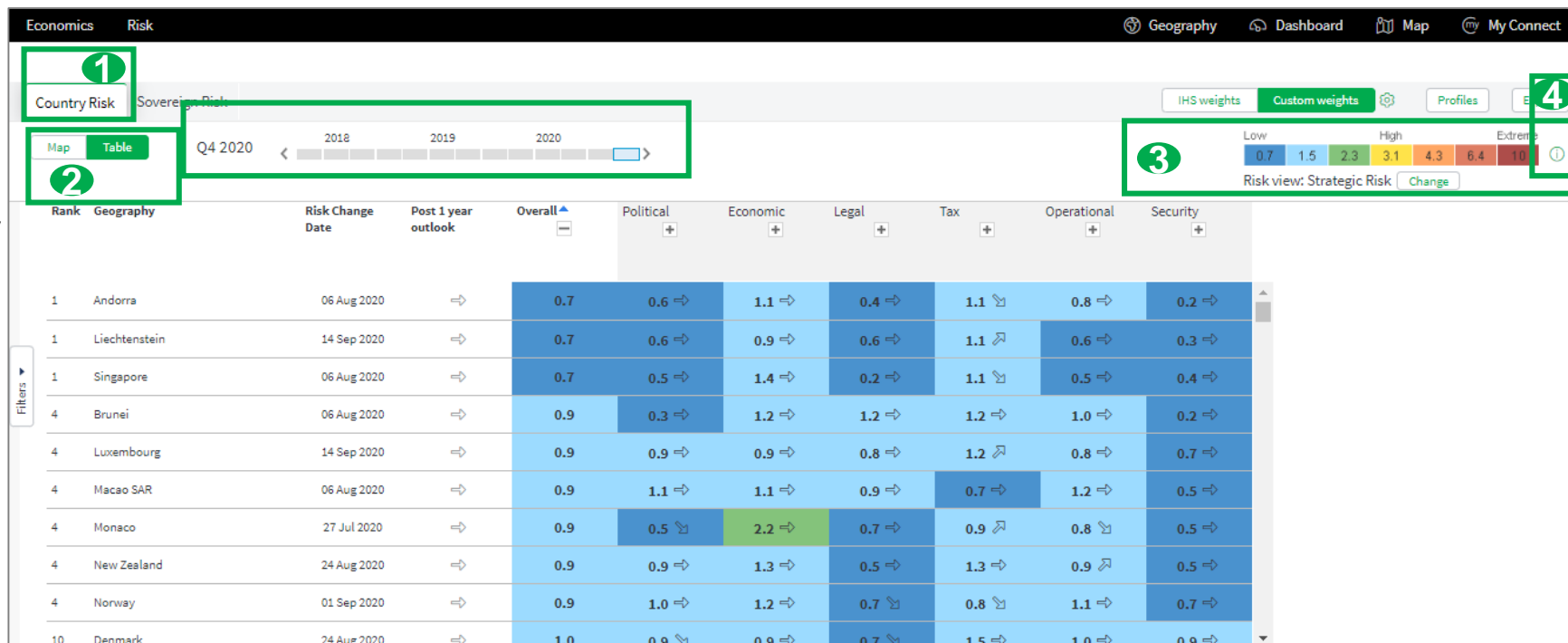
# Country Risk - Risks and Ratings

A league table for geographies' riskiness

View ratings **history**.

1. Select **Country Risk** tab to evaluate geographies' relative riskiness by comparing their risk scores.

2. Toggle between Ratings **Table** or **Map** View.



Rank	Geography	Risk Change Date	Post 1 year outlook	Overall	Political	Economic	Legal	Tax	Operational	Security
1	Andorra	06 Aug 2020	⇒	0.7	0.6 ⇒	1.1 ⇒	0.4 ⇒	1.1 ⇒	0.8 ⇒	0.2 ⇒
1	Liechtenstein	14 Sep 2020	⇒	0.7	0.6 ⇒	0.9 ⇒	0.6 ⇒	1.1 ⇒	0.6 ⇒	0.3 ⇒
1	Singapore	06 Aug 2020	⇒	0.7	0.5 ⇒	1.4 ⇒	0.2 ⇒	1.1 ⇒	0.5 ⇒	0.4 ⇒
4	Brunei	06 Aug 2020	⇒	0.9	0.3 ⇒	1.2 ⇒	1.2 ⇒	1.2 ⇒	1.0 ⇒	0.2 ⇒
4	Luxembourg	14 Sep 2020	⇒	0.9	0.9 ⇒	0.9 ⇒	0.8 ⇒	1.2 ⇒	0.8 ⇒	0.7 ⇒
4	Macao SAR	06 Aug 2020	⇒	0.9	1.1 ⇒	1.1 ⇒	0.9 ⇒	0.7 ⇒	1.2 ⇒	0.5 ⇒
4	Monaco	27 Jul 2020	⇒	0.9	0.5 ⇒	2.2 ⇒	0.7 ⇒	0.9 ⇒	0.8 ⇒	0.5 ⇒
4	New Zealand	24 Aug 2020	⇒	0.9	0.9 ⇒	1.3 ⇒	0.5 ⇒	1.3 ⇒	0.9 ⇒	0.5 ⇒
4	Norway	01 Sep 2020	⇒	0.9	1.0 ⇒	1.2 ⇒	0.7 ⇒	0.8 ⇒	1.1 ⇒	0.7 ⇒
10	Denmark	24 Aug 2020	⇒	1.0	0.9 ⇒	0.9 ⇒	0.7 ⇒	1.5 ⇒	1.0 ⇒	0.9 ⇒

3. **Seven color-coded risk bands** (Low to Extreme) provide a threshold to compare risks between geographies and regions.

4. Read about **methodology** for the risk rating system and risk definitions by clicking on the information icon.

Risks ratings are derived from analysis of **6 aggregates** and **22 sub-aggregate risk factors**.

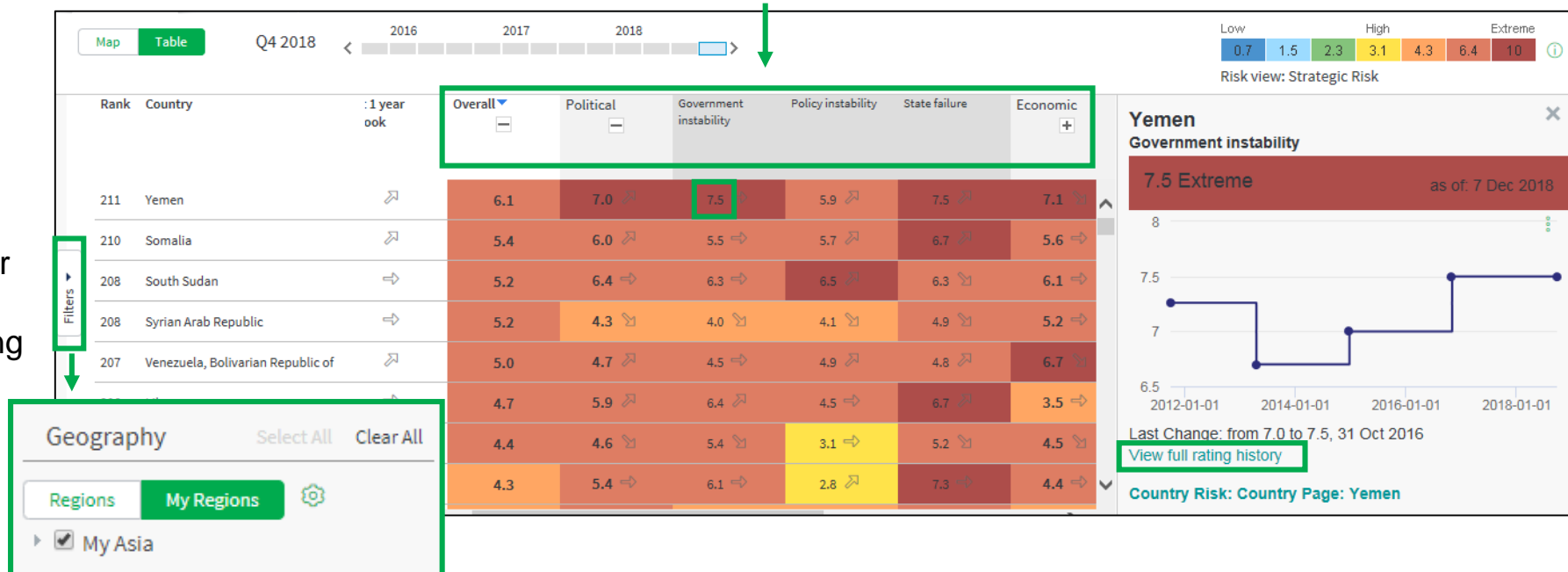


# Country Risk - Risks and Ratings

A league table for geographies' riskiness

Expand each risk factor to display its **sub-aggregate risk factors**.

Use the Filter tab to select geographies or create custom groupings using **My Regions**.



Click the rating to display its **historical evolution**, and to read about reasoning associated to **rating changes**.

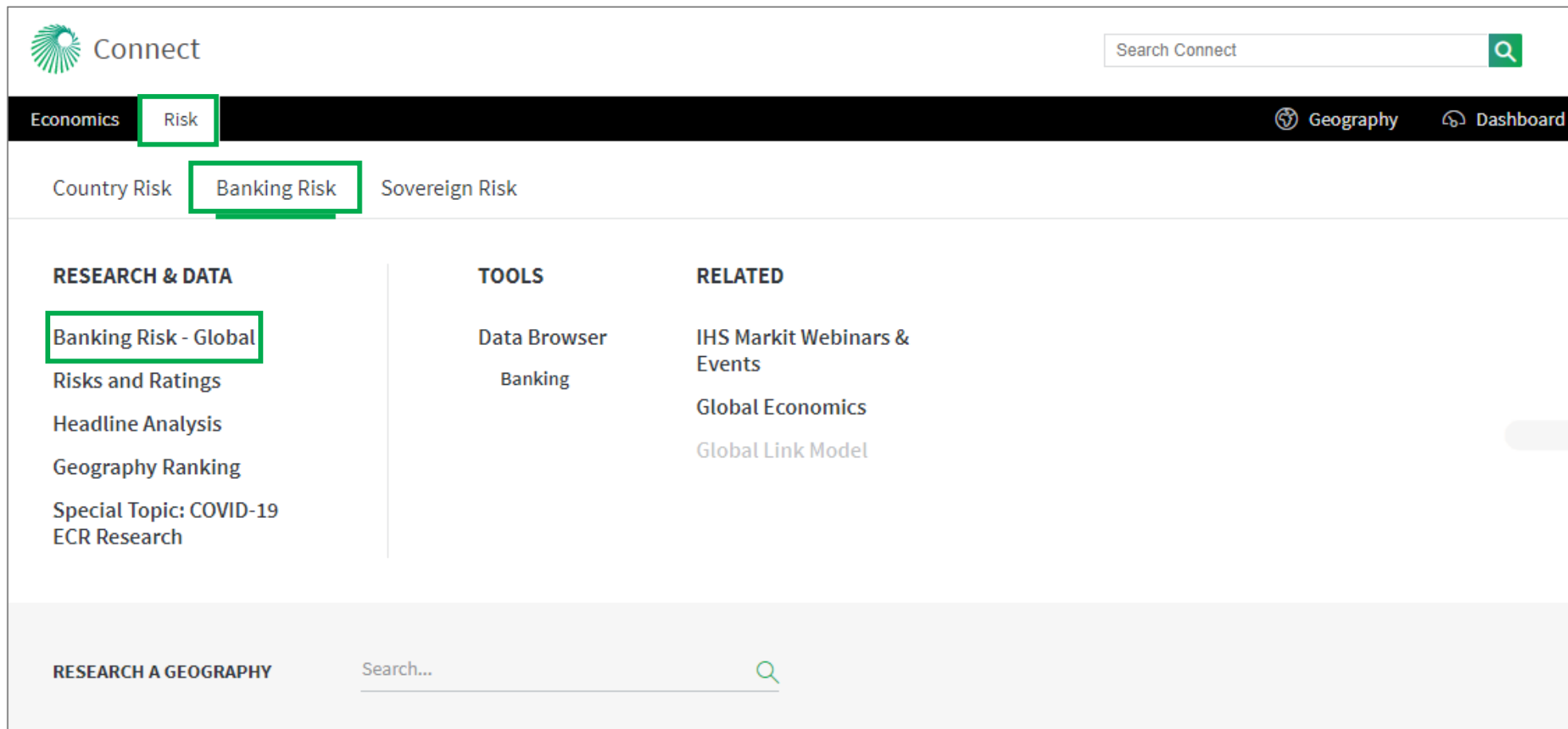


# Banking Risk



## Banking Risk - Global | Menu Page

In Connect, hover over the **Banking Risk** menu > **Banking Risk** and click on **Banking Risk – Global** under Research & Data.



The screenshot displays the IHS Markit Connect web application interface. At the top, the 'Connect' logo is on the left, and a search bar labeled 'Search Connect' is on the right. Below the logo, a navigation bar features 'Economics' and 'Risk' tabs, with 'Risk' being the active tab. To the right of these tabs are links for 'Geography' and 'Dashboard'. Under the 'Risk' tab, three sub-menus are visible: 'Country Risk', 'Banking Risk' (highlighted with a green box), and 'Sovereign Risk'. The 'Banking Risk' sub-menu is expanded, showing a list of options under the 'RESEARCH & DATA' heading. The first option, 'Banking Risk - Global', is highlighted with a green box. Other options in this list include 'Risks and Ratings', 'Headline Analysis', 'Geography Ranking', and 'Special Topic: COVID-19 ECR Research'. To the right of the 'RESEARCH & DATA' list, there are two columns: 'TOOLS' containing 'Data Browser' and 'Banking', and 'RELATED' containing 'IHS Markit Webinars & Events', 'Global Economics', and 'Global Link Model'. At the bottom of the interface, there is a section labeled 'RESEARCH A GEOGRAPHY' with a search bar.



# Banking Risk - Global Page

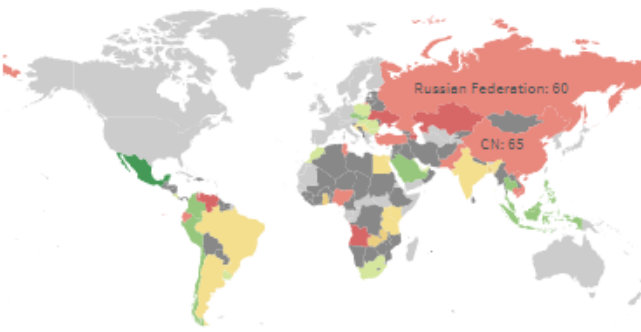
1. Click on a geography to jump to the individual geography page; Also, view geography's league table by **aggregate risk type**.

2. Daily analysis of banking risk-relevant events worldwide, filterable by geography and risk category

3. **Read report** on key risk to banking sector for different geographies.

Banking Risk - Global
Choose Country

1



Geography	Rating
Ukraine	85 Extreme Risk (CC+ to D)
Azerbaijan	80 Extreme Risk (CC+ to D)
Angola	75 Extreme Risk (CC+ to D)
Venezuela, Bolivarian Republic of	75 Extreme Risk (CC+ to D)
Kazakhstan	70 Extreme Risk (CC+ to D)
China (mainland)	65 Very High Risk (B- to CCC-)
Nigeria	65 Very High Risk (B- to CCC-)
Cambodia	60 Very High Risk (B- to CCC-)
Ecuador	60 Very High Risk (B- to CCC-)
Pakistan	60 Very High Risk (B- to CCC-)

1-10 of 46
More Risk Ratings

Banking Risk Monthly Review and Outlook

4

Ranking Table, 2018
Credit to GDP, %

Rank	Geography	Units
1	Hong Kong	339.1
2	Netherlands	234.1
101	Nigeria	10.6
102	Zambia	9.4
103	Venezuela, Bolivarian Republic of	2.6

Export to Excel
More Rankings

2

Headline Analysis

Replacement of Turkey's central bank governor indicates political control over monetary policy and deepens fears of renewed lira depreciation Banking Risk, Consumer Markets... 09 Jul 2019

Nigeria's central bank orders banks to increase lending to the economy, likely to weaken asset quality further 09 Jul 2019

IHS Markit releases first Bangladesh banking risk report, rating at 55 due to poor asset 09 Jul 2019

3

Key Risks to Watch

Full Report

- Details surrounding Turkey's financial sector support measures: The programme, announced in early April, hinted at bad asset transfers but authorities have not yet detailed how many assets will be purchased and at what price, or whether the measure will be limited to state-owned banks or expanded to privately owned banks.
- Small bank failures/takeovers in mainland China: Continued financial tightening has led to...

5

Service Bulletins
IHS Markit Events
Methodology & Glossary

4. Select a concept from **dropdown** to view geography ranking on various banking sector risk concepts.

5. **Look** for past and upcoming IHSM events; **Read** the methodology used in calculating our banking risk scores.



# Banking Risk - Global Page

## SPECIAL REPORTS

1

### Banking Risk Service: Monthly Review and Outlook June–July 2019

01 Jul 2019

IHS Markit banking risk experts upgraded Qatar's risk rating to a Medium Risk rating of 40, with a Stable outlook, reflecting lower credit risks and rebounding macroeconomic activity...

### Turkey still vulnerable to new lira losses, adverse impacts on economy and banking sector

28 Jun 2019

This special report assesses Turkey's political, economic and financial situation and the risk of renewed instability. Analysis suggests that many of the underlying causes of the 2018...

### Advanced economies banking sector review of key trends and risks: First

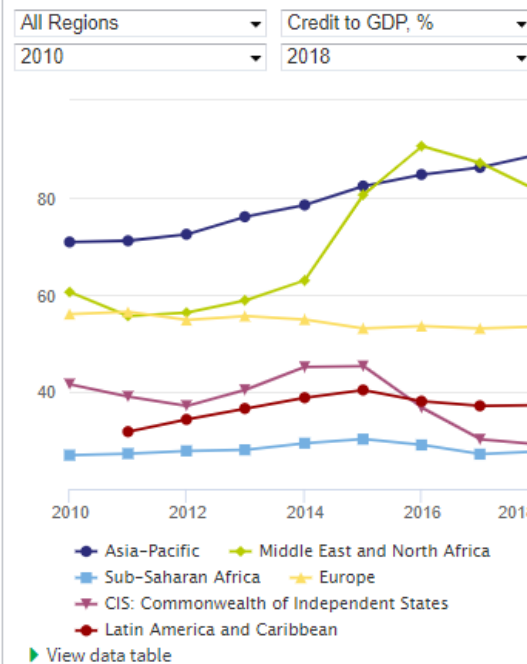
1 Jul 2019

[More Special Reports](#)

1. Access our special reports highlighting events from around the world; researched, validated and written by our experts.

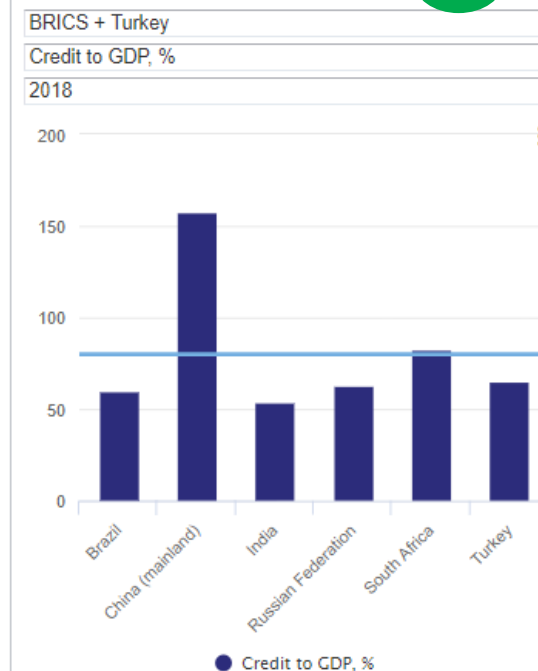
2. Visualize, save and export various banking sector risk concepts in the form of a chart.

## Regional Banking Indicators



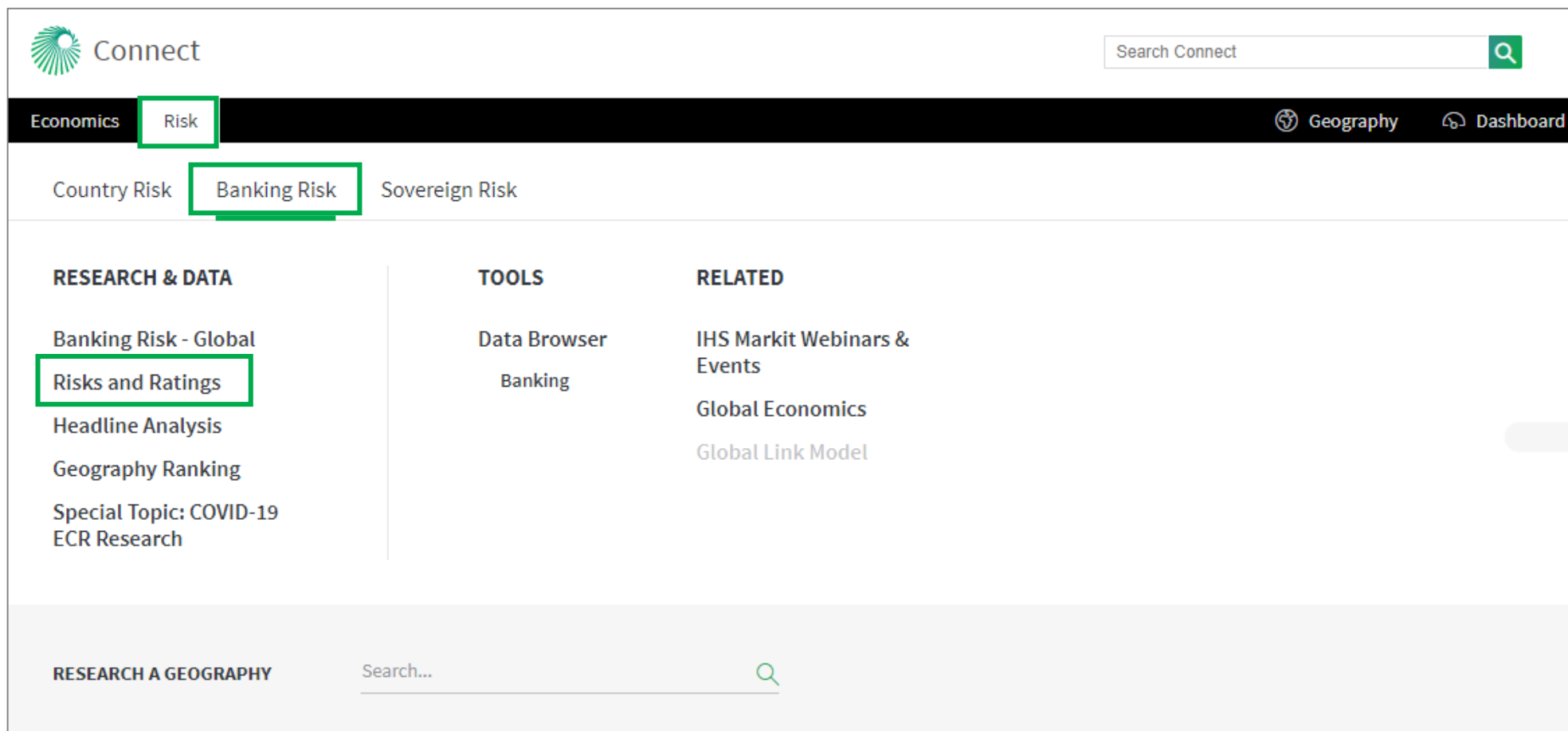
## Key Banking Indicators

2



# Banking Risk - Risks and Ratings | Menu Page

In Connect, hover over the **Banking Risk** menu > **Banking Risk** and click on **Risks and Ratings**



The screenshot displays the IHS Markit Connect web application interface. At the top, the 'Connect' logo is on the left, and a search bar labeled 'Search Connect' is on the right. Below the logo, a navigation bar features 'Economics' and 'Risk' tabs, with 'Risk' being the active tab. To the right of these tabs are links for 'Geography' and 'Dashboard'. Under the 'Risk' tab, there are three sub-tabs: 'Country Risk', 'Banking Risk' (which is highlighted with a green box), and 'Sovereign Risk'. The main content area is divided into three columns: 'RESEARCH & DATA', 'TOOLS', and 'RELATED'. In the 'RESEARCH & DATA' column, the items are 'Banking Risk - Global', 'Risks and Ratings' (highlighted with a green box), 'Headline Analysis', 'Geography Ranking', and 'Special Topic: COVID-19 ECR Research'. The 'TOOLS' column contains 'Data Browser' and 'Banking'. The 'RELATED' column lists 'IHS Markit Webinars & Events', 'Global Economics', and 'Global Link Model'. At the bottom of the page, there is a section labeled 'RESEARCH A GEOGRAPHY' with a search bar and a magnifying glass icon.

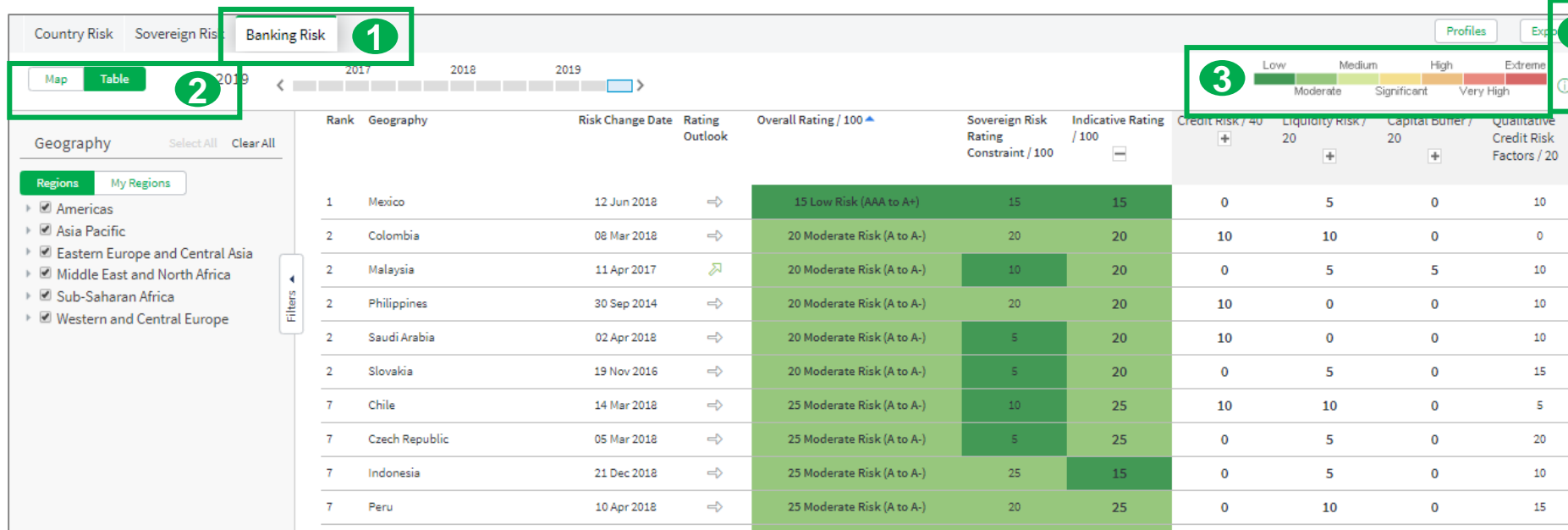


# Banking Risk - Risks and Ratings

A league table for geographies' banking riskiness

1. Select **Banking Risk** tab to assess the present level of risk that a rated banking sector will face a crisis, over a 3-year time horizon.

2. Toggle between **Ratings Table** or **Map View**.



Rank	Geography	Risk Change Date	Rating Outlook	Overall Rating / 100	Sovereign Risk Rating Constraint / 100	Indicative Rating / 100	Credit Risk / 40	Liquidity Risk / 20	Capital Buffer / 20	Quantitative Credit Risk Factors / 20
1	Mexico	12 Jun 2018	⇒	15 Low Risk (AAA to A+)	15	15	0	5	0	10
2	Colombia	08 Mar 2018	⇒	20 Moderate Risk (A to A-)	20	20	10	10	0	0
2	Malaysia	11 Apr 2017	⇒	20 Moderate Risk (A to A-)	10	20	0	5	5	10
2	Philippines	30 Sep 2014	⇒	20 Moderate Risk (A to A-)	20	20	10	0	0	10
2	Saudi Arabia	02 Apr 2018	⇒	20 Moderate Risk (A to A-)	5	20	10	0	0	10
2	Slovakia	19 Nov 2016	⇒	20 Moderate Risk (A to A-)	5	20	0	5	0	15
7	Chile	14 Mar 2018	⇒	25 Moderate Risk (A to A-)	10	25	10	10	0	5
7	Czech Republic	05 Mar 2018	⇒	25 Moderate Risk (A to A-)	5	25	0	5	0	20
7	Indonesia	21 Dec 2018	⇒	25 Moderate Risk (A to A-)	25	15	0	5	0	10
7	Peru	10 Apr 2018	⇒	25 Moderate Risk (A to A-)	20	25	0	10	0	15

3. Seven color-coded risk bands (Low to Extreme) provide a threshold to compare risks between geographies and regions.

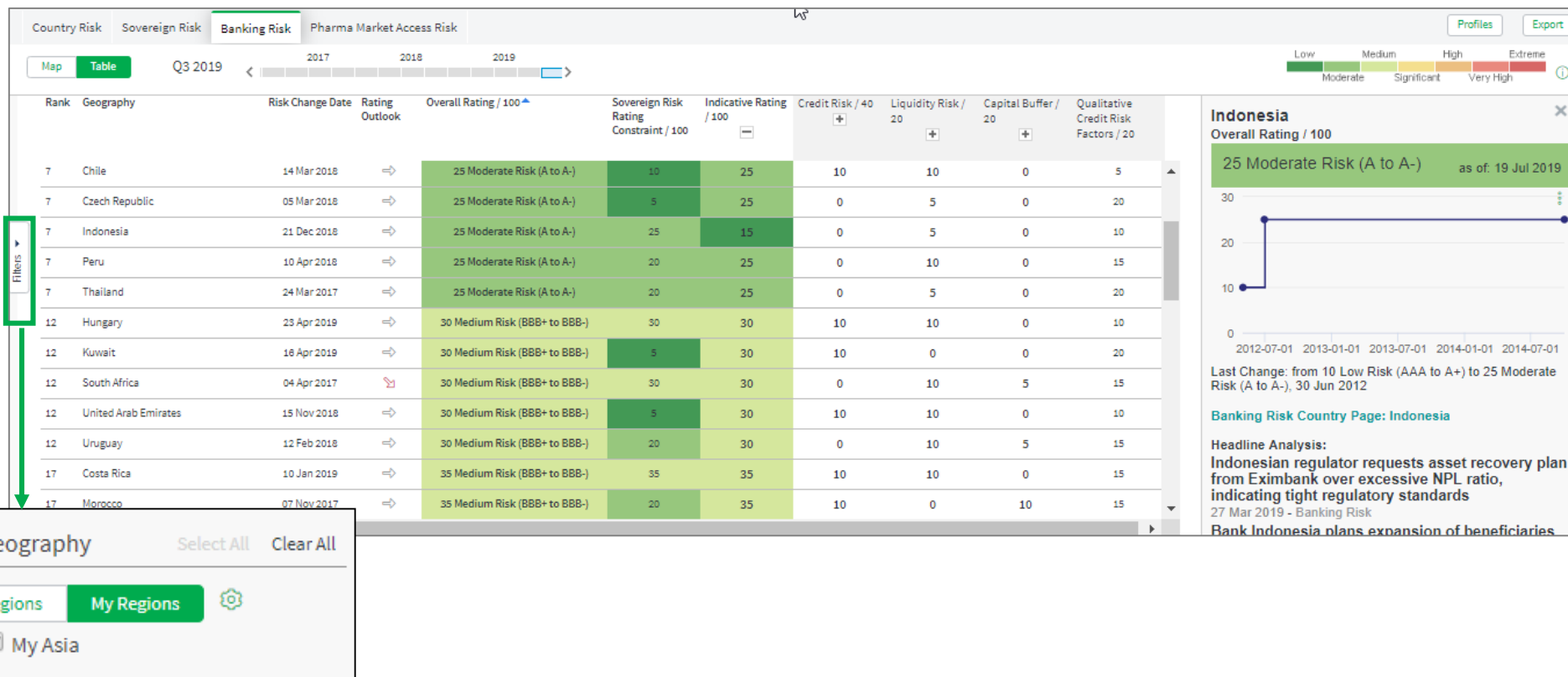
4. Read about **methodology** for the risk rating system and risk definitions.



# Banking Risk - Risks and Ratings

A league table for geographies' banking riskiness

Use the Filter tab to select geographies or create custom groupings using **My Regions**.

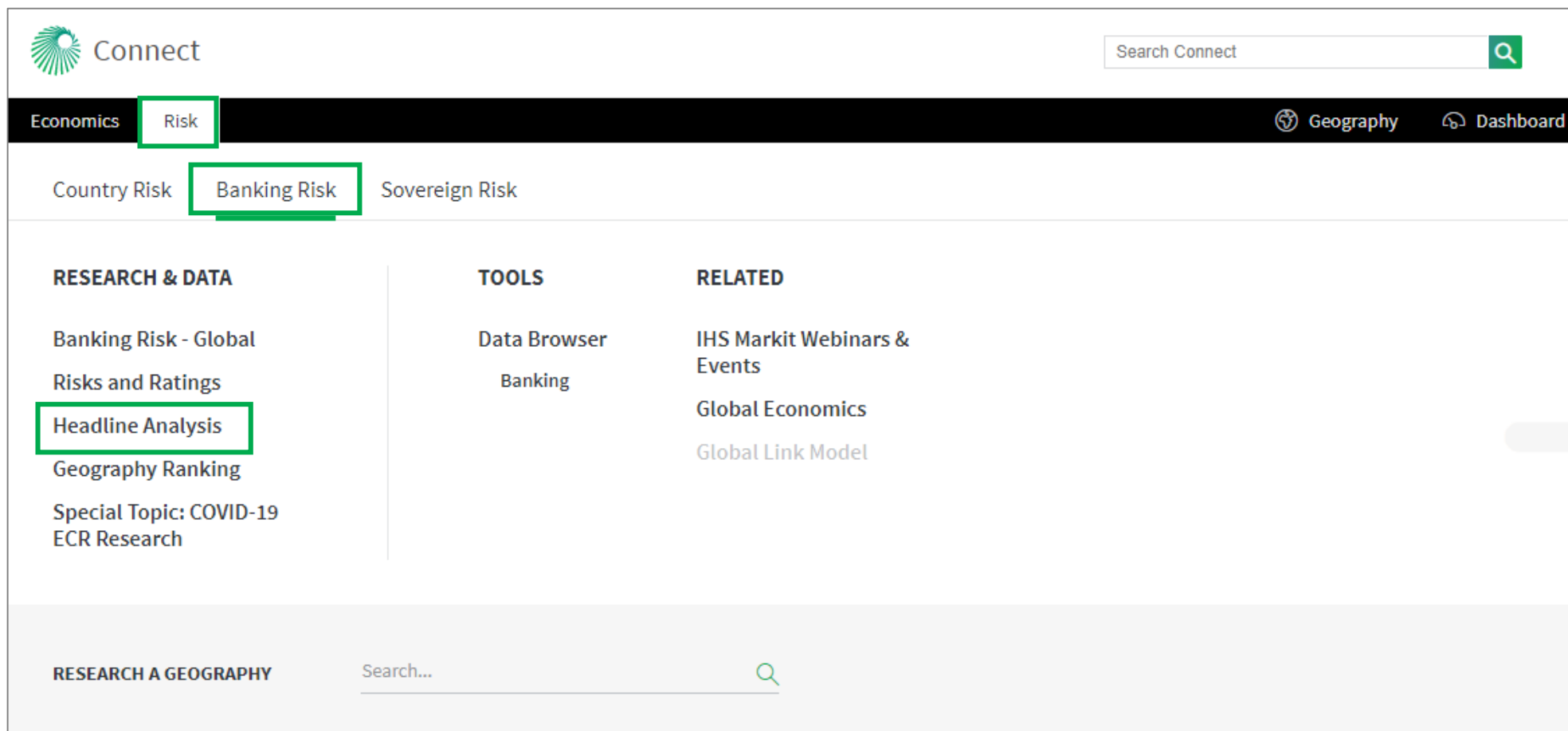


Click the geography's name to display the respective geography page.



## Banking Risk – Headline Analysis | Menu Page

In Connect, hover over the **Banking Risk** menu > **Banking Risk** and click on **Headline Analysis** under Research & Data.



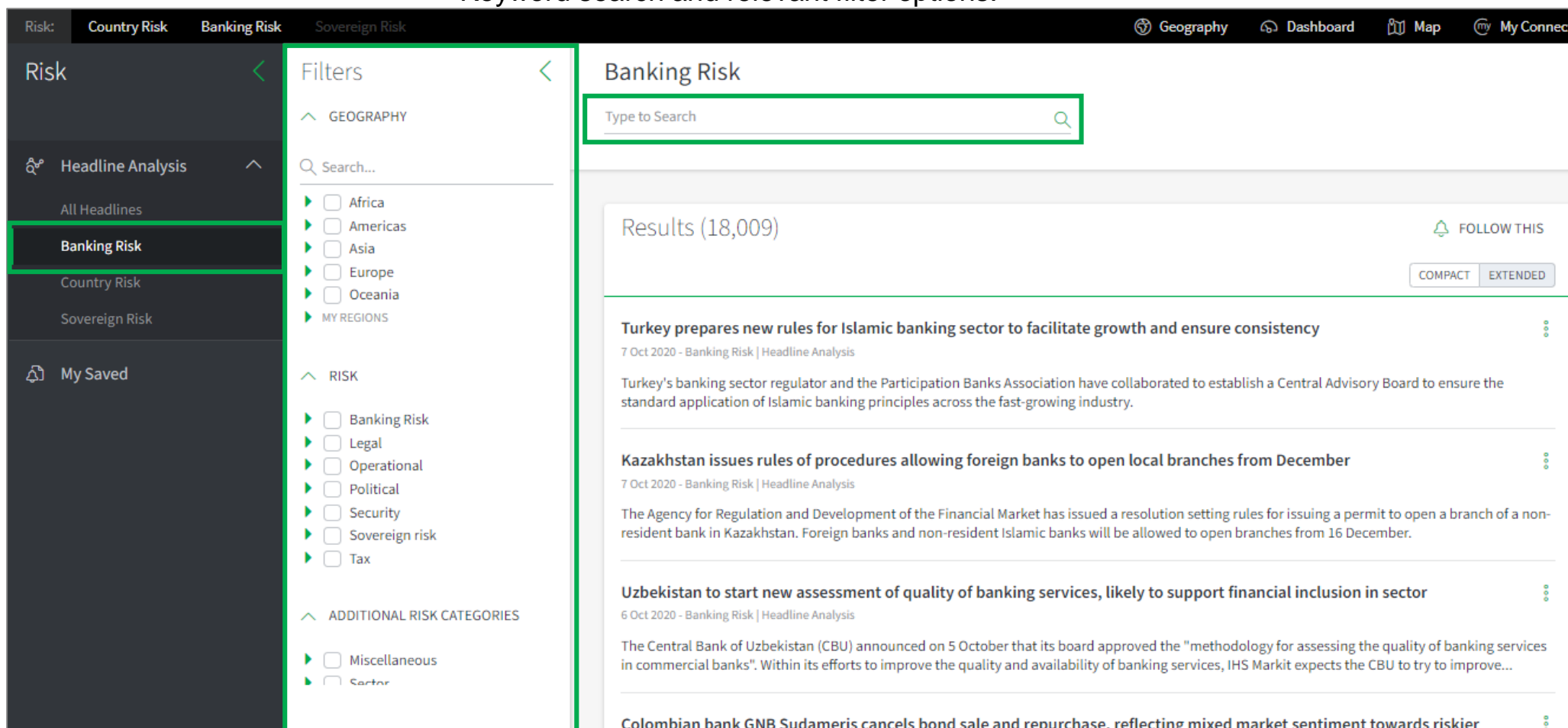
The screenshot displays the IHS Markit Connect web application interface. At the top, the 'Connect' logo is on the left, and a search bar labeled 'Search Connect' is on the right. Below the logo, a navigation bar features 'Economics' and 'Risk' (highlighted with a green box). To the right of this bar are links for 'Geography' and 'Dashboard'. Under the 'Risk' menu, three sub-menus are visible: 'Country Risk', 'Banking Risk' (highlighted with a green box), and 'Sovereign Risk'. The 'Banking Risk' sub-menu is expanded, showing three columns: 'RESEARCH & DATA', 'TOOLS', and 'RELATED'. In the 'RESEARCH & DATA' column, 'Headline Analysis' is highlighted with a green box. Other items in this column include 'Banking Risk - Global', 'Risks and Ratings', 'Geography Ranking', and 'Special Topic: COVID-19 ECR Research'. The 'TOOLS' column contains 'Data Browser' and 'Banking'. The 'RELATED' column lists 'IHS Markit Webinars & Events', 'Global Economics', and 'Global Link Model'. At the bottom of the interface, there is a section labeled 'RESEARCH A GEOGRAPHY' with a search bar.



# Banking Risk - Headline Analysis Page Navigation

All headline analysis articles are organized in a reversed chronological order

Keyword search and relevant filter options.



The screenshot displays the IHS Markit Banking Risk - Headline Analysis page. The interface includes a top navigation bar with tabs for Risk, Country Risk, Banking Risk, and Sovereign Risk. A left sidebar contains a 'Risk' menu with options like 'Headline Analysis', 'All Headlines', 'Banking Risk' (highlighted), 'Country Risk', and 'Sovereign Risk'. Below this is a 'My Saved' section. A central 'Filters' panel is open, showing categories: GEOGRAPHY (Africa, Americas, Asia, Europe, Oceania, MY REGIONS), RISK (Banking Risk, Legal, Operational, Political, Security, Sovereign risk, Tax), and ADDITIONAL RISK CATEGORIES (Miscellaneous, Sector). A search bar at the top right of the main content area is labeled 'Type to Search'. The main content area displays 'Results (18,009)' and a 'FOLLOW THIS' button. Below the results, three headline articles are listed: 'Turkey prepares new rules for Islamic banking sector to facilitate growth and ensure consistency', 'Kazakhstan issues rules of procedures allowing foreign banks to open local branches from December', and 'Uzbekistan to start new assessment of quality of banking services, likely to support financial inclusion in sector'. Each article includes a date, category, and a brief description.

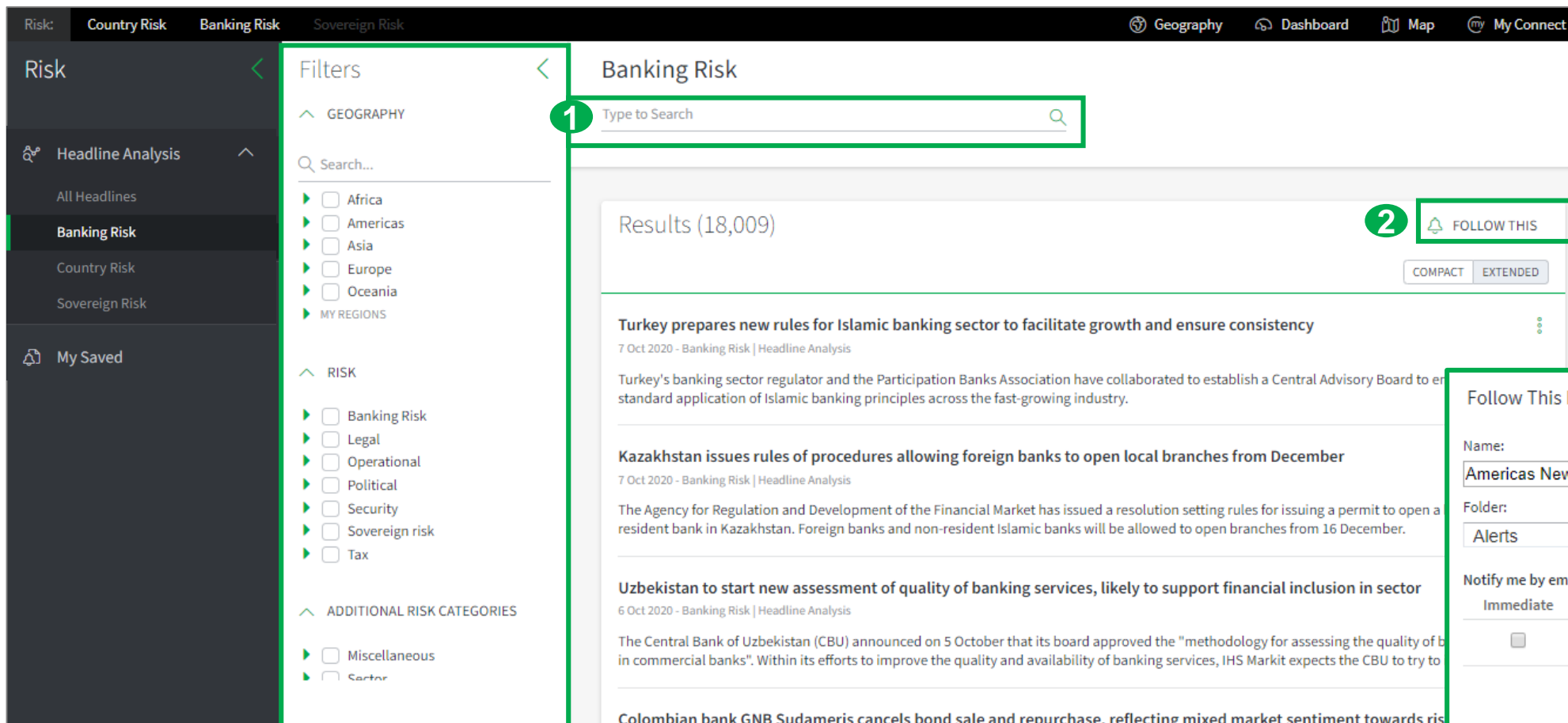




# Banking Risk – Follow This Headline Analysis

All headline analysis articles are organized in a reversed chronological order

1. Apply Filters to Headline Analysis by using keyword search and/or relevant filter options.



The screenshot displays the IHS Markit Banking Risk interface. On the left, a sidebar shows navigation options: Risk, Country Risk, Banking Risk, and Sovereign Risk. Under 'Banking Risk', there are sections for 'Headline Analysis' (with sub-options: All Headlines, Banking Risk, Country Risk, Sovereign Risk) and 'My Saved'. A 'Filters' panel is open, showing 'GEOGRAPHY' (Africa, Americas, Asia, Europe, Oceania, MY REGIONS) and 'RISK' (Banking Risk, Legal, Operational, Political, Security, Sovereign risk, Tax). Below these are 'ADDITIONAL RISK CATEGORIES' (Miscellaneous, Sector). A search bar is present with the text 'Type to Search'. The main content area shows 'Results (18,009)' and a list of articles. The first article is 'Turkey prepares new rules for Islamic banking sector to facilitate growth and ensure consistency' dated 7 Oct 2020. The second is 'Kazakhstan issues rules of procedures allowing foreign banks to open local branches from December' dated 7 Oct 2020. The third is 'Uzbekistan to start new assessment of quality of banking services, likely to support financial inclusion in sector' dated 6 Oct 2020. The fourth is 'Colombian bank GNB Sudameris cancels bond sale and repurchase, reflecting mixed market sentiment towards risk' dated 6 Oct 2020. A 'FOLLOW THIS' button is highlighted with a green box and the number 2. A 'Follow This Page' dialog is open on the right, showing a form to name the alert (Americas News Alert), select a folder (Alerts), and choose a notification frequency (Immediate, Daily, Weekly). The dialog is highlighted with a green box and the number 3.

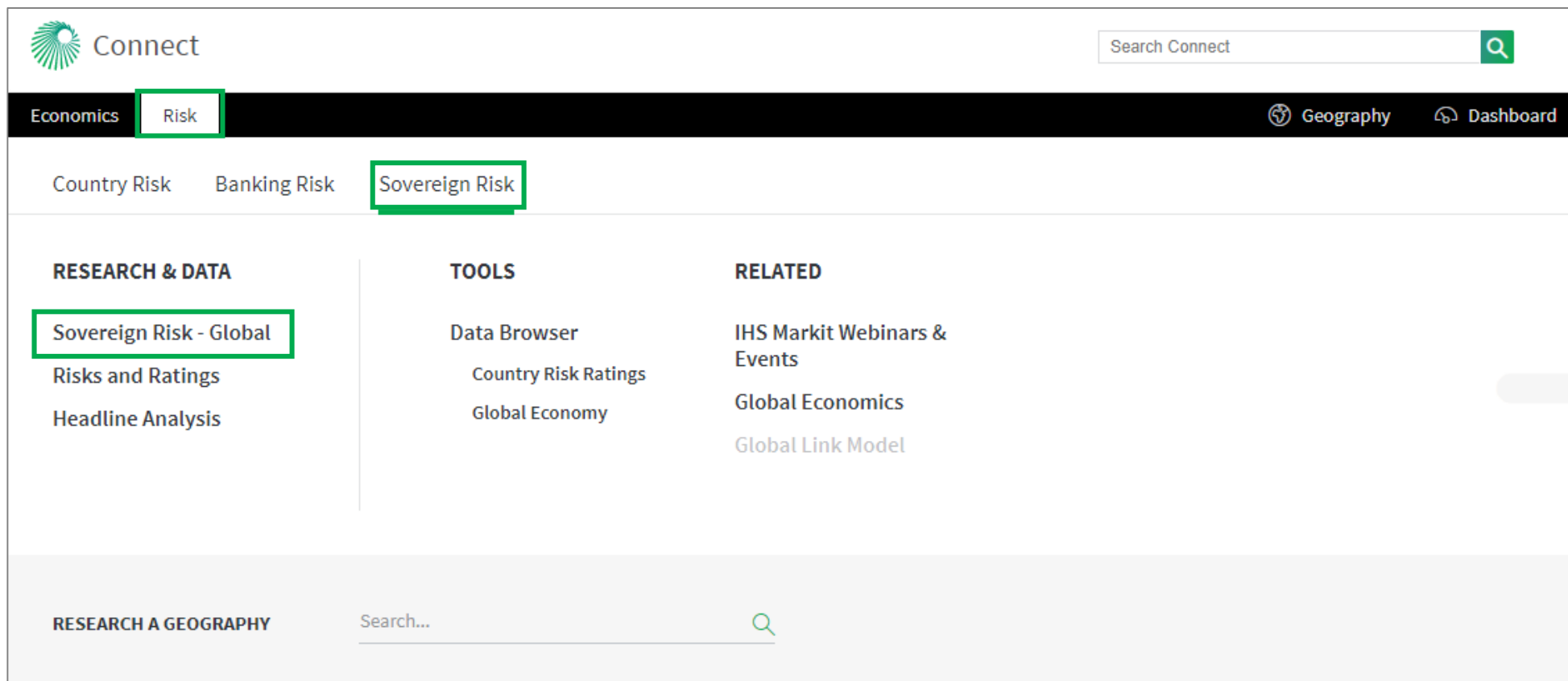
2. Select Follow this Headline Analysis.


3. Name the search, specify the folder to save the search and select the alert frequency.




# Sovereign Risk Global

## Sovereign Risk Global - Menu Page



 Connect

Search Connect 

Economics Risk

Geography Dashboard

Country Risk Banking Risk Sovereign Risk

**RESEARCH & DATA**

Sovereign Risk - Global

Risks and Ratings

Headline Analysis

**TOOLS**

Data Browser

Country Risk Ratings

Global Economy


**RELATED**

IHS Markit Webinars & Events

Global Economics

Global Link Model

RESEARCH A GEOGRAPHY

Search... 



# Sovereign Risk - Global Page

1. Featured quarterly strategic report on sovereign risk highlights, upgrades & downgrades.

2. Daily data release commentary and analysis of sovereign risk-relevant developments.

Click here for more

3. Click on a geography to jump to the individual geography page.

Sovereign Risk - Global

Choose Country

Q1 2019 Sovereign Risk Review 1

18 Apr 2019

A slightly net negative global sovereign risk rating trend continued for the third consecutive quarter in the first quarter of 2019. The first quarter was also a relatively quiet period for sovereign risk changes with just nine upgrade actions against 13 downgrades, with the quarter notable for there being no upgrades in Europe and, in the CIS, only a short-term rating downgrade for Belarus from IHS Markit.

Featured Headlines 2

Budget 2019: Ethiopia plans 1.6% spending increase 04 Jul 2019

Global Economics | Headline Analysis

Reserve Bank of Australia cuts interest rates to fresh record low 03 Jul 2019

Global Economics | Headline Analysis

Fitch downgrades Zambia's credit rating to CCC 03 Jul 2019

Sovereign Risk | Headline Analysis

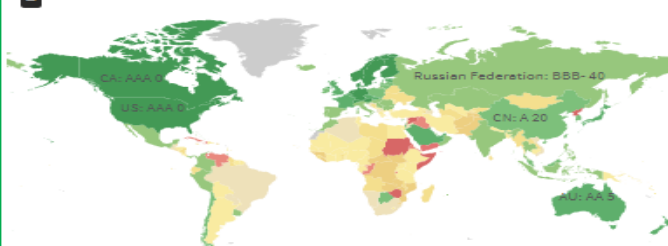
Christine Lagarde set to succeed Mario Draghi as ECB president: Initial thoughts 03 Jul 2019

Global Economics | Headline Analysis

All Featured Headlines

SOVEREIGN RISK RATINGS

3



4

Rating: Medium Term Overall Rating / 100

Geography	Rating	Grade
Somalia	95	D
Syrian Arab Republic	65	C
Zimbabwe	65	C
Korea, Democratic People's Republic of	60	CC
Palestinian Territory, Occupied	60	CC
Sudan	60	CC
Yemen	75	CC
Burundi	70	CC+
Congo	70	CC+
Cuba	70	CC+

<<


>>

Page 1 of 21

1-10 of 206

More Risk Ratings

Expert Analysis 6



Africa debt risks

15 Jun 2018

IHS Markit experts discuss recent African debt and political dynamics and attempt to identify where payment difficulties and unsustainability are more likely.

Primary Tools 5

Research and Data Center

IHS Markit Events

Methodology

6. Watch videos on **Expert Analysis** presenting a global / regional outlook overview from our Experts.

5. **Access** our strategic research reports; **Look** for past and upcoming IHSM events; **Read** the methodology used in calculating our sovereign risk scores.

4. Click to view geographies' league table by **aggregate risk type**.



# Sovereign Risk - Global Page

2. Visualize, save and export various economic concepts in the form of a chart.

## SPECIAL REPORTS

1

Georgian lari's instability likely to be contained despite challenging environment  
08 Jul 2019

The recent volatility of the Georgian lari exchange rate does not signal anything resembling a looming balance of payments crisis, although the newest Russian trade sanctions will harm...

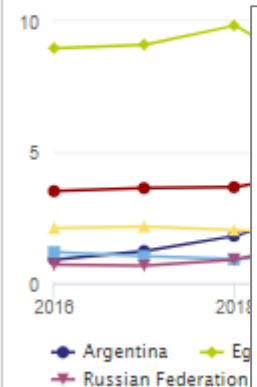
Integration in CEE supply chains and trade in value added  
05 Jul 2019

Economies in (CEE) exhibit a supply chains multinational measures, led

Colombia's development plan: Economic and political implications  
04 Jul 2019

### Government Sector

Interest Payments, government % of GDP



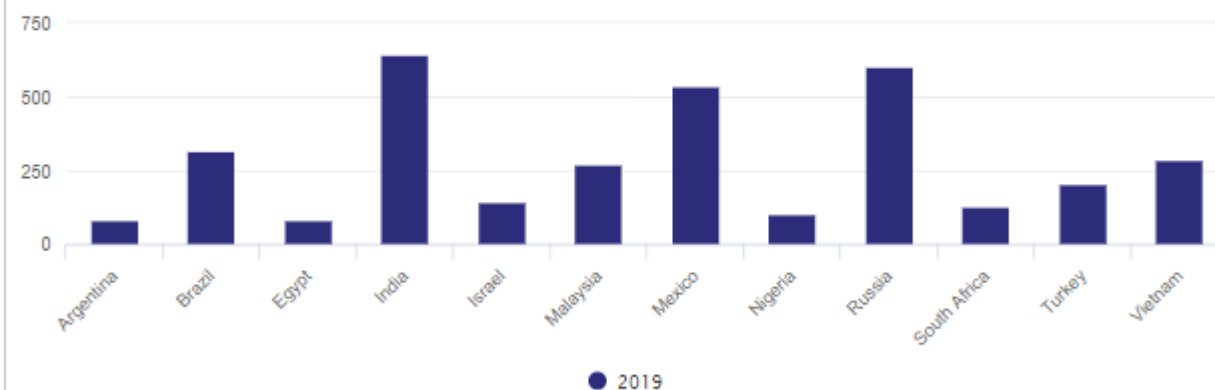
View data table

### Sovereign Risk Ratios

Total Foreign Debt, % of Adj. Total FX Earnings

### Debt Indicators; 2019

Total Foreign Exchange Earnings, US\$



View data table

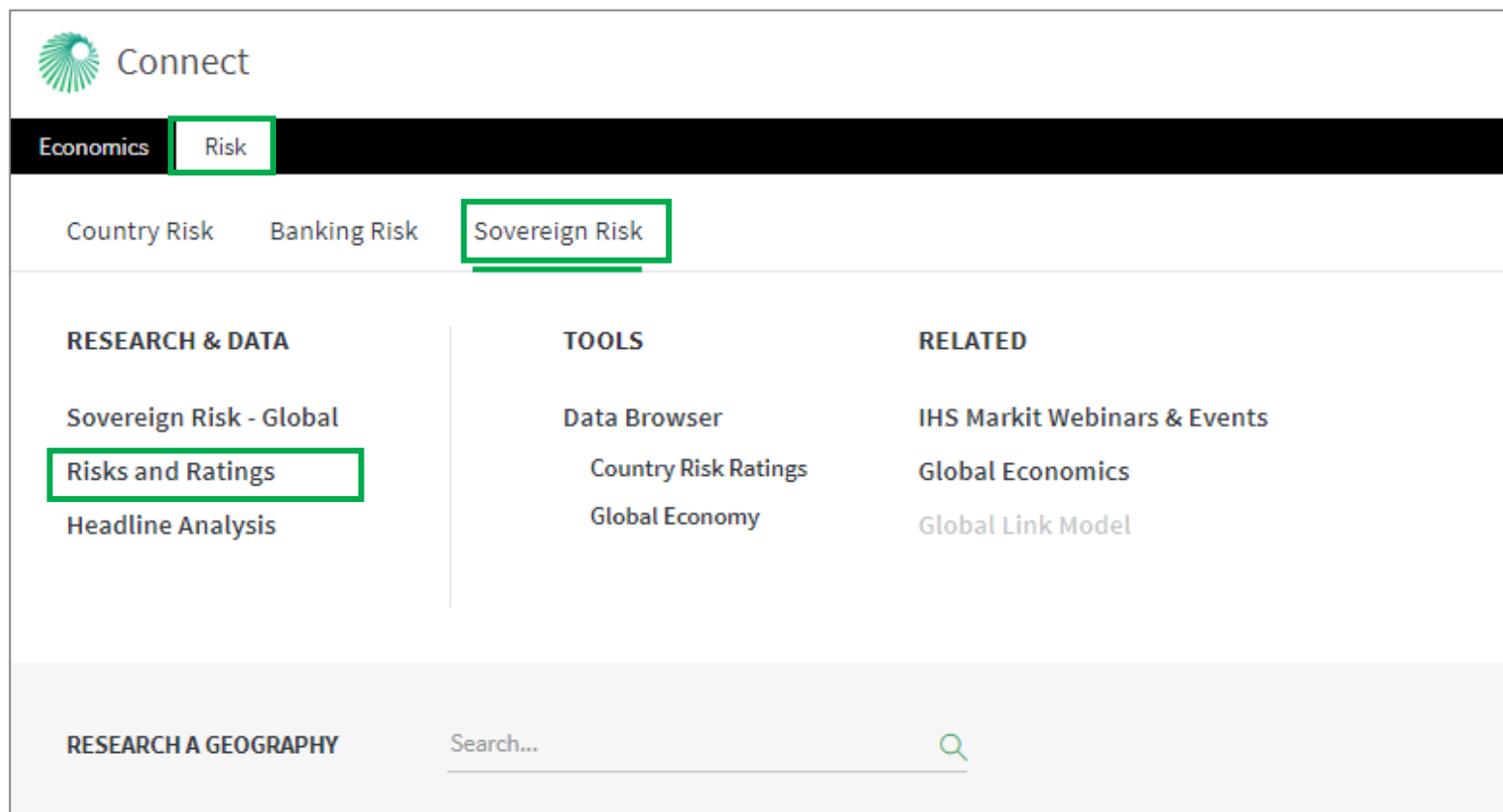
2

1. Access our special reports highlighting events from around the world; researched, validated and written by our experts.



# Sovereign Risk - Risks and Ratings | Menu Page

In Connect, hover over the **Risk** menu > **Sovereign Risk** and click on **Risks and Ratings**



The screenshot shows the IHS Markit Connect interface. At the top, the 'Connect' logo is visible. Below it, a navigation bar contains 'Economics' and 'Risk'. The 'Risk' menu is highlighted with a green box. Under 'Risk', there are three sub-menus: 'Country Risk', 'Banking Risk', and 'Sovereign Risk'. The 'Sovereign Risk' menu is highlighted with a green box. Below the 'Sovereign Risk' menu, there are three columns of links: 'RESEARCH & DATA', 'TOOLS', and 'RELATED'. In the 'RESEARCH & DATA' column, 'Sovereign Risk - Global' is listed, and 'Risks and Ratings' is highlighted with a green box. Below 'Risks and Ratings' is 'Headline Analysis'. In the 'TOOLS' column, 'Data Browser' is listed, followed by 'Country Risk Ratings' and 'Global Economy'. In the 'RELATED' column, 'IHS Markit Webinars & Events' is listed, followed by 'Global Economics' and 'Global Link Model'. At the bottom of the page, there is a 'RESEARCH A GEOGRAPHY' section with a search bar labeled 'Search...' and a magnifying glass icon.



# Sovereign Risk - Risks and Ratings

A league table for geographies' sovereign riskiness

1. Select **Sovereign Risk** tab to evaluate geographies' relative sovereign risk by comparing their risk scores.

2. Toggle between Ratings **Table** or **Map** View.

Country Risk

Sovereign Risk

Balance of Payments Risk

1

Map

Table

2

2019

Profiles

Export

4

3

Investment Grade

Speculative Grade

Actual Default

2.5

10

25

40

47.5

55

60

65

70

75

100

Geography

Select All

Clear All

Regions

My Regions

Filters

Rank

Geography

Short Term

Short Term Overall Rating / 100

Financial Risk / 60

Non-Financial Risk / 40

Outlook

Medium Term

Medium Term Overall Rating / 100

Financial Risk / 50

Non-Financial Risk / 50

Fitch Comparison

S&P Comparison

Moody's Comparison

Consensus Rating

1

Austria

AAA 0 Highest Quality

0

0

⇒

AAA 0 Highest Quality

0

0

Higher Risk

Higher Risk

Higher Risk

0 AAA

1

Canada

AAA 0 Highest Quality

0

0

⇒

AAA 0 Highest Quality

0

0

Similar Risk

Similar Risk

Similar Risk

0 AAA

1

Denmark

AAA 0 Highest Quality

0

0

⇒

AAA 0 Highest Quality

0

0

Similar Risk

Similar Risk

Similar Risk

0 AAA

1

Finland

AAA 0 Highest Quality

0

0

⇒

AAA 0 Highest Quality

0

0

Higher Risk

Higher Risk

Higher Risk

0 AAA

1

Germany

AAA 0 Highest Quality

0

0

⇒

AAA 0 Highest Quality

0

0

Similar Risk

Similar Risk

Similar Risk

0 AAA

1

Liechtenstein

AAA 0 Highest Quality

0

0

⇒

AAA 0 Highest Quality

0

0

Not Rated

Similar Risk

Not Rated

0 AAA

1

Luxembourg

AAA 0 Highest Quality

0

0

⇒

AAA 0 Highest Quality

0

0

Similar Risk

Similar Risk

Similar Risk

0 AAA

1

Netherlands

AAA 0 Highest Quality

0

0

⇒

AAA 0 Highest Quality

0

0

Similar Risk

Similar Risk

Similar Risk

0 AAA

1

Norway

AAA 0 Highest Quality

0

0

⇒

AAA 0 Highest Quality

0

0

Similar Risk

Similar Risk

Similar Risk

0 AAA

3. Eleven color-coded risk bands (Investment Grade to Actual Default) provide a threshold to compare risks between geographies and regions.

4. Read about **methodology** for the risk rating system and risk definitions by clicking on the information icon.



# Sovereign Risk - Risks and Ratings

A league table for geographies' sovereign riskiness

Country Risk
Sovereign Risk
Banking Risk

Map
Table
Q3 2019

Investment Grade
Speculative Grade
Actual Default

Rank	Geography	Currency Category	Outlook	Short Term Overall Rating / 100	Financial Risk / 60	Non-Financial Risk / 40	Outlook	Medium Term Overall Rating / 100	Financial Risk / 50	Non-Financial Risk
1	Austria	Hard	⇒	AAA 0 Highest Quality	0	0	⇒	AAA 0 Highest Quality	0	
1	Canada	Hard	⇒	AAA 0 Highest Quality	0	0	⇒	AAA 0 Highest Quality	0	
1	Denmark	Hard	⇒	AAA 0 Highest Quality	0	0	⇒	AAA 0 Highest Quality	0	
1	Finland	Hard	⇒	AAA 0 Highest Quality	0	0	⇒	AAA 0 Highest Quality	0	
1	Germany	Hard	⇒	AAA 0 Highest Quality	0	0	⇒	AAA 0 Highest Quality	0	
1	Liechtenstein	Hard	⇒	AAA 0 Highest Quality	0	0	⇒	AAA 0 Highest Quality	0	
1	Luxembourg	Hard	⇒	AAA 0 Highest Quality	0	0	⇒	AAA 0 Highest Quality	0	

Filters

Geography
Select All
Clear All

Regions
My Regions

My Asia

Austria
Currency Category: Hard Currency
Medium Term Overall Risk Rating

AAA 0 Highest Quality
as of: 9 Jul 2019

Last Change: from AA 5 Very High Quality to AAA 0 Highest Quality, 28 Feb 2006
Outlook: ⇒

Country Reports: Sovereign risk service: Medium-term: Report - Austria

Country Reports: Sovereign risk service: Medium-term: Rating statement - Austria

Last Headline Analysis:
Fitch revises Austria's outlook to Positive from Stable, affirms AA+ rating as robust growth improves debt dynamics
24 Jul 2018 - IHS Economics and Country Risk

Calendar effects help to boost Austrian export and import growth to around 10% y/y in April

Use the Filter tab to select geographies or create custom groupings using **My Regions**.

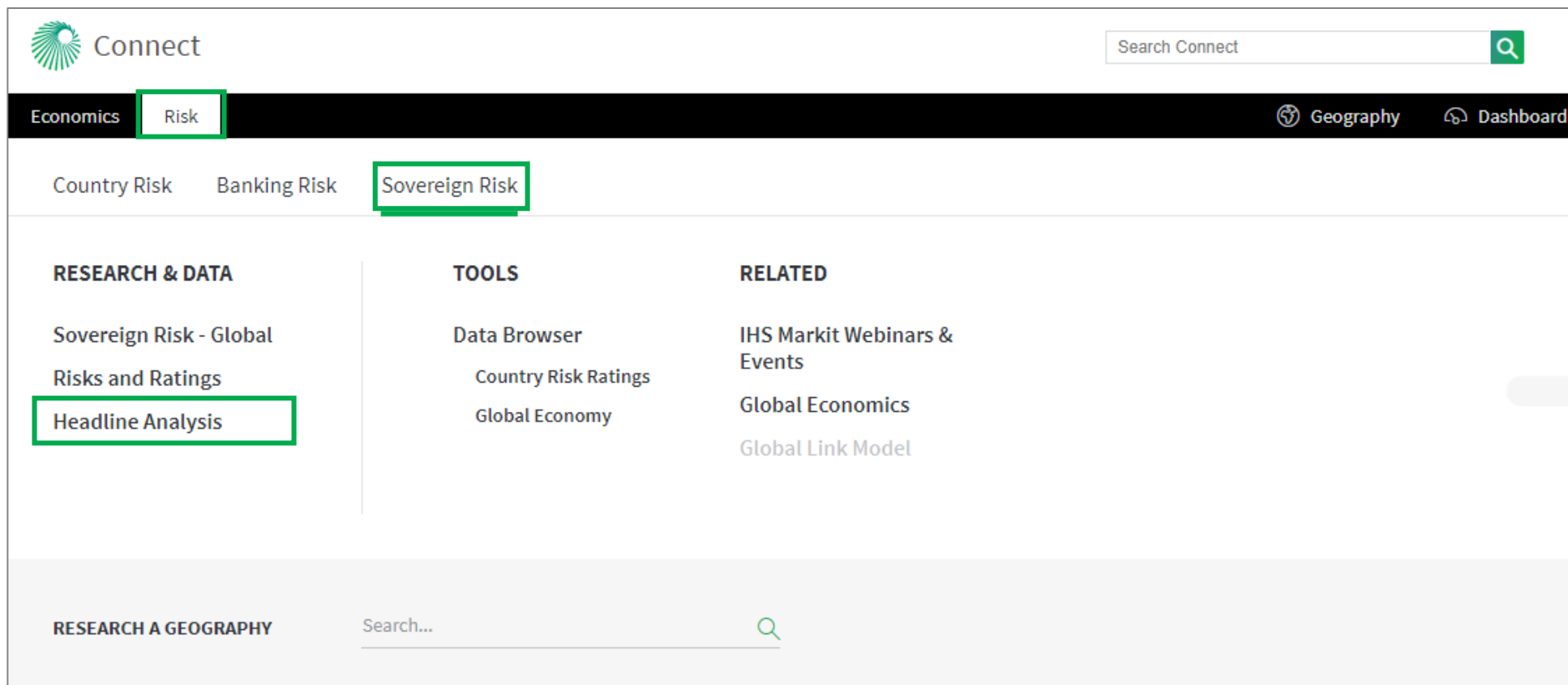
Click the rating to display country/territory report which shows reason for the rating along with ratings breakdown for both, short and medium-term risks.





# Sovereign Risk - Headline Analysis | Menu Page

In Connect, hover over the **Risk** menu > **Sovereign Risk** > and Click on **Headline Analysis**



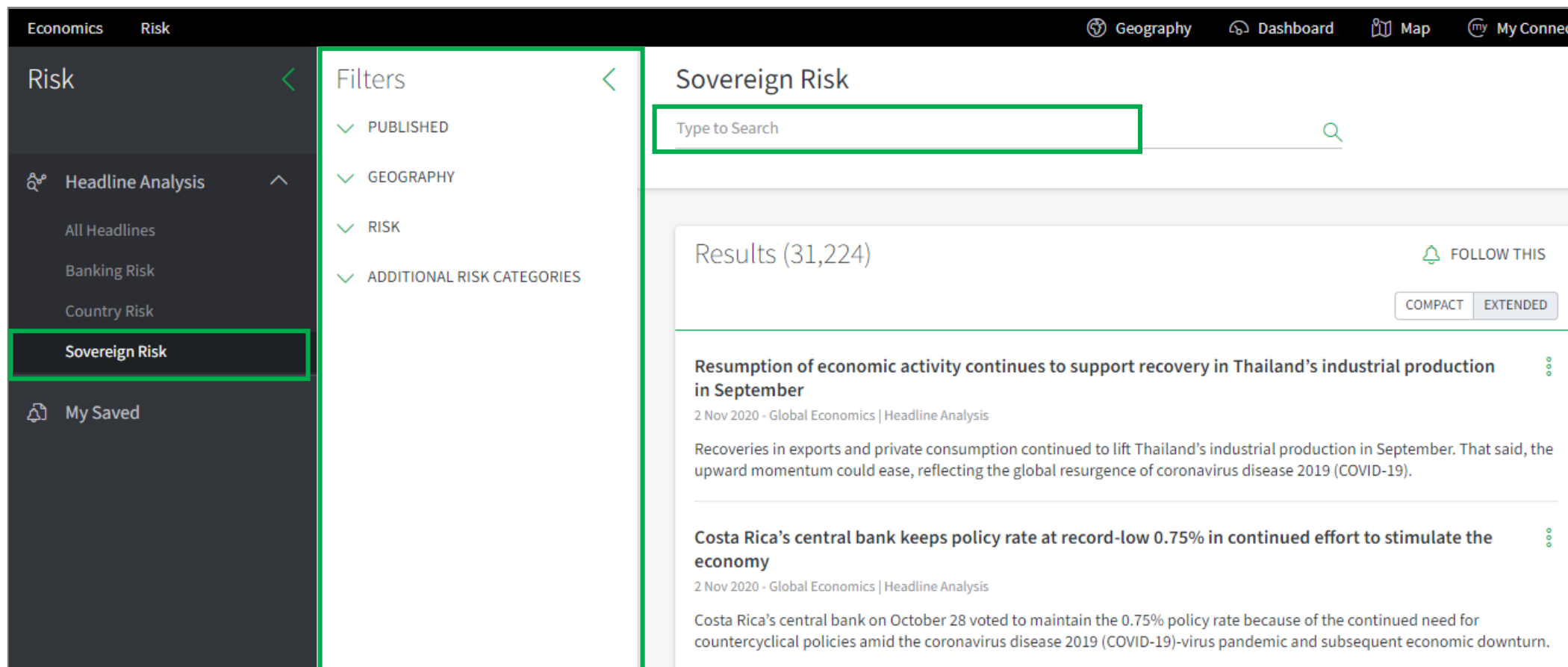
The screenshot displays the IHS Markit Connect interface. At the top, the 'Connect' logo is on the left, and a search bar labeled 'Search Connect' is on the right. Below the logo, a navigation bar contains 'Economics' and 'Risk', with 'Risk' highlighted by a green box. To the right of this bar are links for 'Geography' and 'Dashboard'. Under the 'Risk' menu, a sub-menu is visible with 'Country Risk', 'Banking Risk', and 'Sovereign Risk', where 'Sovereign Risk' is highlighted by a green box. The main content area is divided into three columns: 'RESEARCH & DATA', 'TOOLS', and 'RELATED'. In the 'RESEARCH & DATA' column, the items are 'Sovereign Risk - Global', 'Risks and Ratings', and 'Headline Analysis', with 'Headline Analysis' highlighted by a green box. The 'TOOLS' column lists 'Data Browser', 'Country Risk Ratings', and 'Global Economy'. The 'RELATED' column lists 'IHS Markit Webinars & Events', 'Global Economics', and 'Global Link Model'. At the bottom, there is a section labeled 'RESEARCH A GEOGRAPHY' with a search bar and a magnifying glass icon.



# Sovereign Risk - Headline Analysis Page Navigation

All headline analysis articles are organized in a reversed chronological order

Keyword search and relevant filter options.



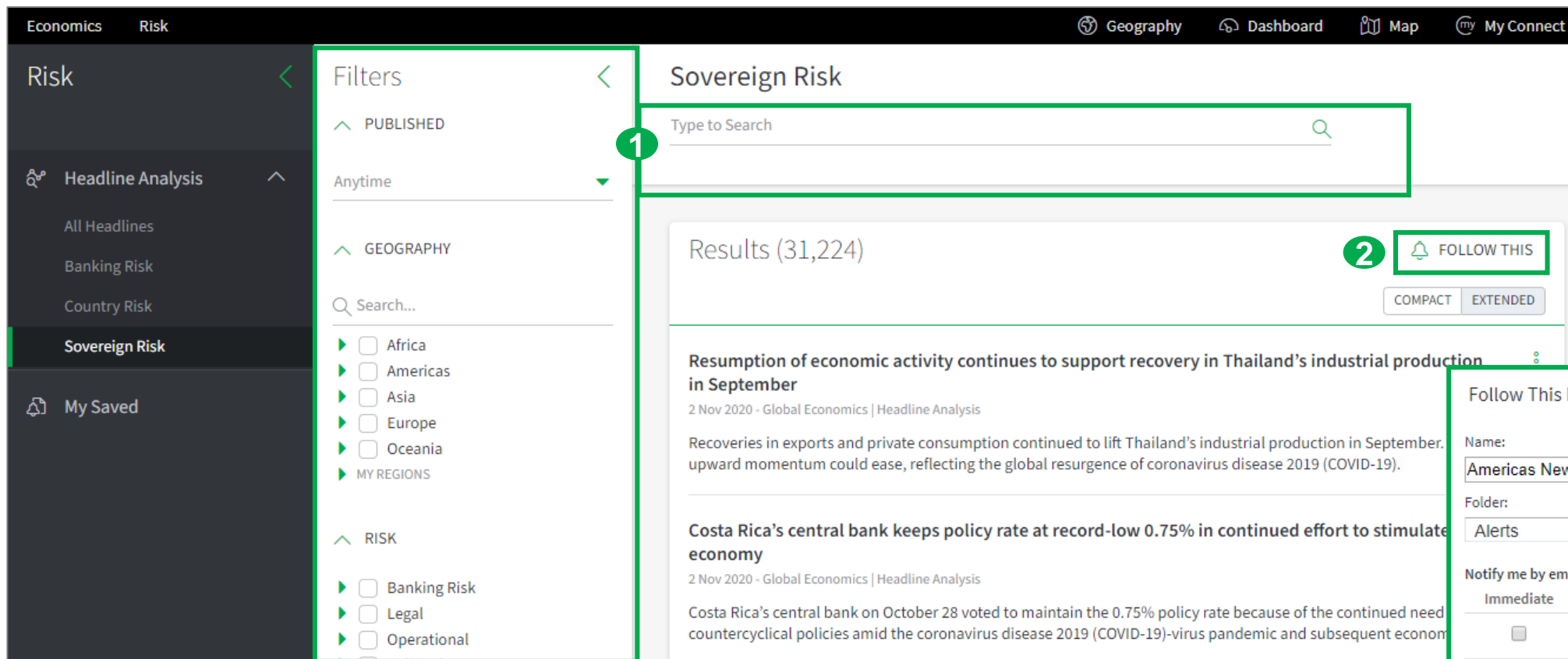
The screenshot displays the IHS Markit Sovereign Risk - Headline Analysis page. The navigation sidebar on the left includes 'Economics' and 'Risk' tabs. Under 'Risk', 'Headline Analysis' is expanded, showing 'All Headlines', 'Banking Risk', 'Country Risk', and 'Sovereign Risk' (highlighted). Below this is 'My Saved'. The central 'Filters' panel is open, showing a list of filter options: PUBLISHED, GEOGRAPHY, RISK, and ADDITIONAL RISK CATEGORIES. The main content area is titled 'Sovereign Risk' and features a search bar with the placeholder 'Type to Search'. Below the search bar, it shows 'Results (31,224)' and a 'FOLLOW THIS' button. Two article snippets are visible: 'Resumption of economic activity continues to support recovery in Thailand's industrial production in September' and 'Costa Rica's central bank keeps policy rate at record-low 0.75% in continued effort to stimulate the economy'. Both articles are dated '2 Nov 2020 - Global Economics | Headline Analysis'.



# Sovereign Risk – Follow This Headline Analysis

All headline analysis articles are organized in a reversed chronological order

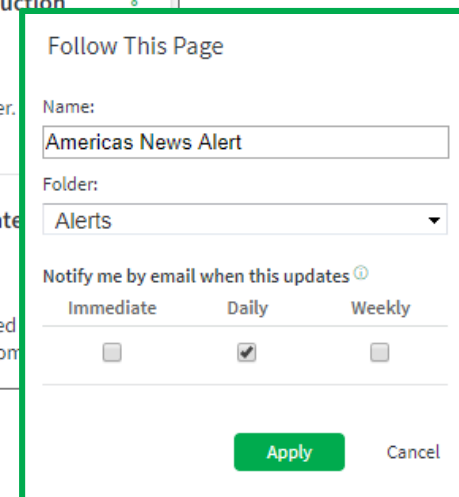
1. Apply Filters to Headline Analysis by using keyword search and/or relevant filter options.



The screenshot displays the IHS Markit Sovereign Risk interface. On the left, a sidebar shows navigation options: Economics, Risk, and My Saved. Under Risk, there are links for Headline Analysis, All Headlines, Banking Risk, Country Risk, and Sovereign Risk. A 'Filters' panel is open, showing options for PUBLISHED (Anytime), GEOGRAPHY (Africa, Americas, Asia, Europe, Oceania, MY REGIONS), and RISK (Banking Risk, Legal, Operational). A search bar is present in the main content area. Below the search bar, the results are displayed in a list format, showing headlines such as 'Resumption of economic activity continues to support recovery in Thailand's industrial production in September' and 'Costa Rica's central bank keeps policy rate at record-low 0.75% in continued effort to stimulate economy'.

2. Select Follow this Headline Analysis.

3. Name the search, specify the folder to save the search and select the alert frequency.



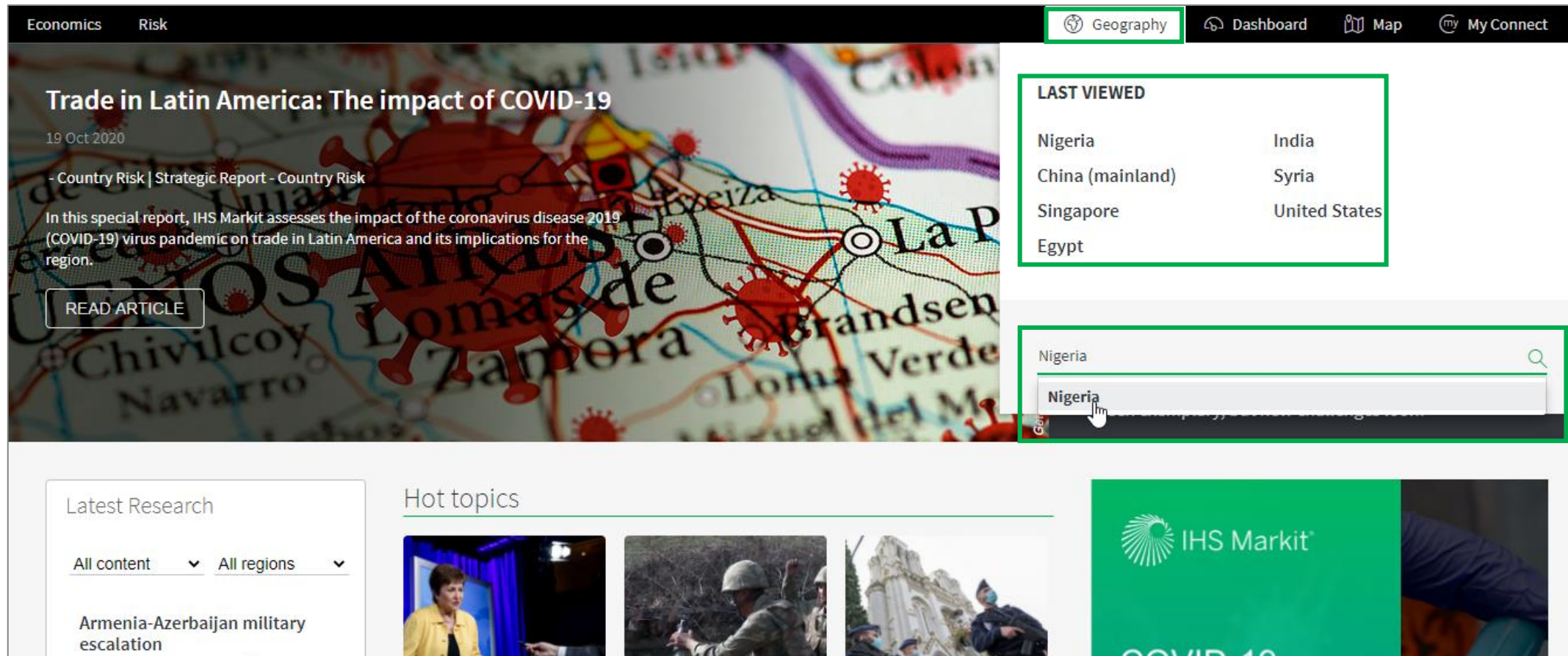
The 'Follow This Page' dialog box is shown, allowing users to save the search and set up alerts. It includes fields for Name (Americas News Alert), Folder (Alerts), and a section for email notifications. The email notification section has three options: Immediate, Daily (selected), and Weekly. There are checkboxes for each option, and the Daily option is checked. The dialog box also has 'Apply' and 'Cancel' buttons.



# Geography

## Geography – Menu Page

In Connect, hover over the **Geography** menu to access individual geographies.



**Geography** | Dashboard | Map | My Connect

### Trade in Latin America: The impact of COVID-19

19 Oct 2020

- Country Risk | Strategic Report - Country Risk

In this special report, IHS Markit assesses the impact of the coronavirus disease 2019 (COVID-19) virus pandemic on trade in Latin America and its implications for the region.

[READ ARTICLE](#)

#### LAST VIEWED

Nigeria	India
China (mainland)	Syria
Singapore	United States
Egypt	




Search: Nigeria


Latest Research

All content | All regions

Armenia-Azerbaijan military escalation

#### Hot topics

 IHS Markit

COVID-19

The last viewed geographies are listed here.

Type the geography's name in the search bar.



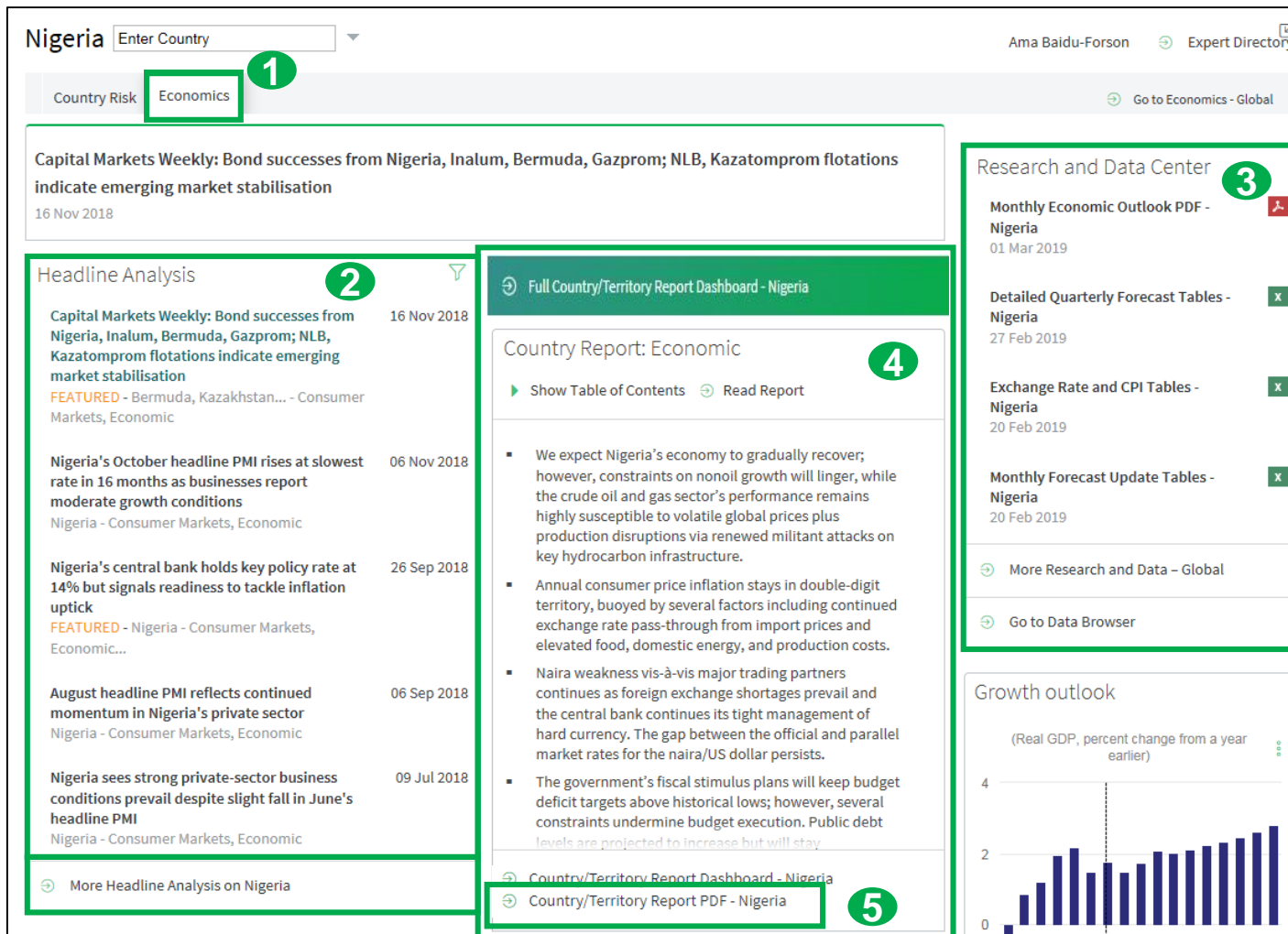
# Geography – Economics

**Economics:** Individual geography views on the **economic** prospects for the selected geography

1. The **Economics** tab displays daily analysis, special reports and macroeconomics data and charts.

2. **Headline Analysis** displays the latest economic articles for the selected geography.

3. View **preformatted spreadsheets tables** containing latest forecasts and publications.



The screenshot shows the IHS Markit interface for Nigeria's Economics section. The page is titled 'Nigeria' with a search bar. The 'Economics' tab is selected, indicated by a green box and a red circle with the number 1. Below the tab, there is a section for 'Capital Markets Weekly' with a headline about bond successes and market stabilization, dated 16 Nov 2018. The 'Headline Analysis' section, highlighted with a green box and a red circle with the number 2, lists several articles: 'Capital Markets Weekly: Bond successes from Nigeria, Inalum, Bermuda, Gazprom; NLB, Kazatomprom flotations indicate emerging market stabilisation' (16 Nov 2018), 'Nigeria's October headline PMI rises at slowest rate in 16 months as businesses report moderate growth conditions' (06 Nov 2018), 'Nigeria's central bank holds key policy rate at 14% but signals readiness to tackle inflation uptick' (26 Sep 2018), 'August headline PMI reflects continued momentum in Nigeria's private sector' (06 Sep 2018), and 'Nigeria sees strong private-sector business conditions prevail despite slight fall in June's headline PMI' (09 Jul 2018). A link to 'More Headline Analysis on Nigeria' is at the bottom. The 'Full Country/Territory Report Dashboard - Nigeria' section, highlighted with a green box and a red circle with the number 4, contains a 'Country Report: Economic' section with a table of contents and a 'Read Report' link. The 'Research and Data Center' section, highlighted with a green box and a red circle with the number 3, lists various reports: 'Monthly Economic Outlook PDF - Nigeria' (01 Mar 2019), 'Detailed Quarterly Forecast Tables - Nigeria' (27 Feb 2019), 'Exchange Rate and CPI Tables - Nigeria' (20 Feb 2019), and 'Monthly Forecast Update Tables - Nigeria' (20 Feb 2019). A 'Growth outlook' chart is also present. At the bottom, a green box and a red circle with the number 5 highlight the 'Country/Territory Report PDF - Nigeria' link.

4. The **Country/Territory Report** contains our latest outlook analysis by risk category. Click on the **Full Country/Territory Dashboard** link to navigate to all sections, to access analyst contact details and to track geography risk scores.

5. Click on **Country/Territory Report PDF** to download all sections of the report into a single document.



# Geography – Economics


**Economics:** Individual geography views on the **economic** prospects for the selected geography.

Exportable **Key data table** highlights 5 key concepts from latest forecast.

KEY MACROECONOMIC INDICATORS

	2016	2017	2018	2019	2020	2021	2022
Exchange Rate, LCU per US\$, Period End	304.50	305.50	306.50	316.56	331.93	348.93	368.03
Real GDP, Growth Rate, Year-on-year	-1.62	0.81	1.72	1.99	2.41	3.00	3.50
CPI, Year-on-year percent change	15.69	16.51	12.10	11.41	10.50	10.31	10.17
Nominal GDP (Gross Domestic Product), US\$	405.68	376.36	424.59	466.00	513.76	562.50	614.11
Nominal GDP Per Capita, US\$	2,181.21	1,971.67	2,167.68	2,318.83	2,492.12	2,660.26	2,832.02

Latest PMI Releases

Title	Release Date	Period	Latest	Previous	Change	Trend	Release	Report
Nigeria PMI	5 Mar 2019	Feb	53.3	54.0	-0.7			

[More Releases](#)

Unless stated all data series are seasonally adjusted. All dates are in Coordinated Universal Time (UTC)

Service Bulletins

First-quarter 2019 Detailed Global Forecast release and key historical data revisions

28 Feb 2019

IHS Markit announces the release of its latest Detailed Forecast (WES) databank. Major revisions or methodology changes are also noted here.

February 2019 Interim Forecast revisions

19 Feb 2019

IHS Markit announces a revision to the United States data and forecast horizons in the latest Interim Forecast (GIIF) databank.

[More Service Bulletins](#)

Ranking Table, 2019

GDP (Bn US\$)

Rank	Geography	2019
1	United States	21,419.57
26	Belgium	524.61
27	Nigeria	466.00
28	Austria	451.07
205	Tuvalu	0.04

[Export to Excel](#)

[More Rankings](#)

METHODOLOGY & GLOSSARY

Global Economic Forecasting Methodology and Data Sourcing

Economic Glossary

**Geography Ranking** provides 15+ concepts by which to compare geographies around the globe.

View our **Forecasting Methodology and Economic Glossary**.

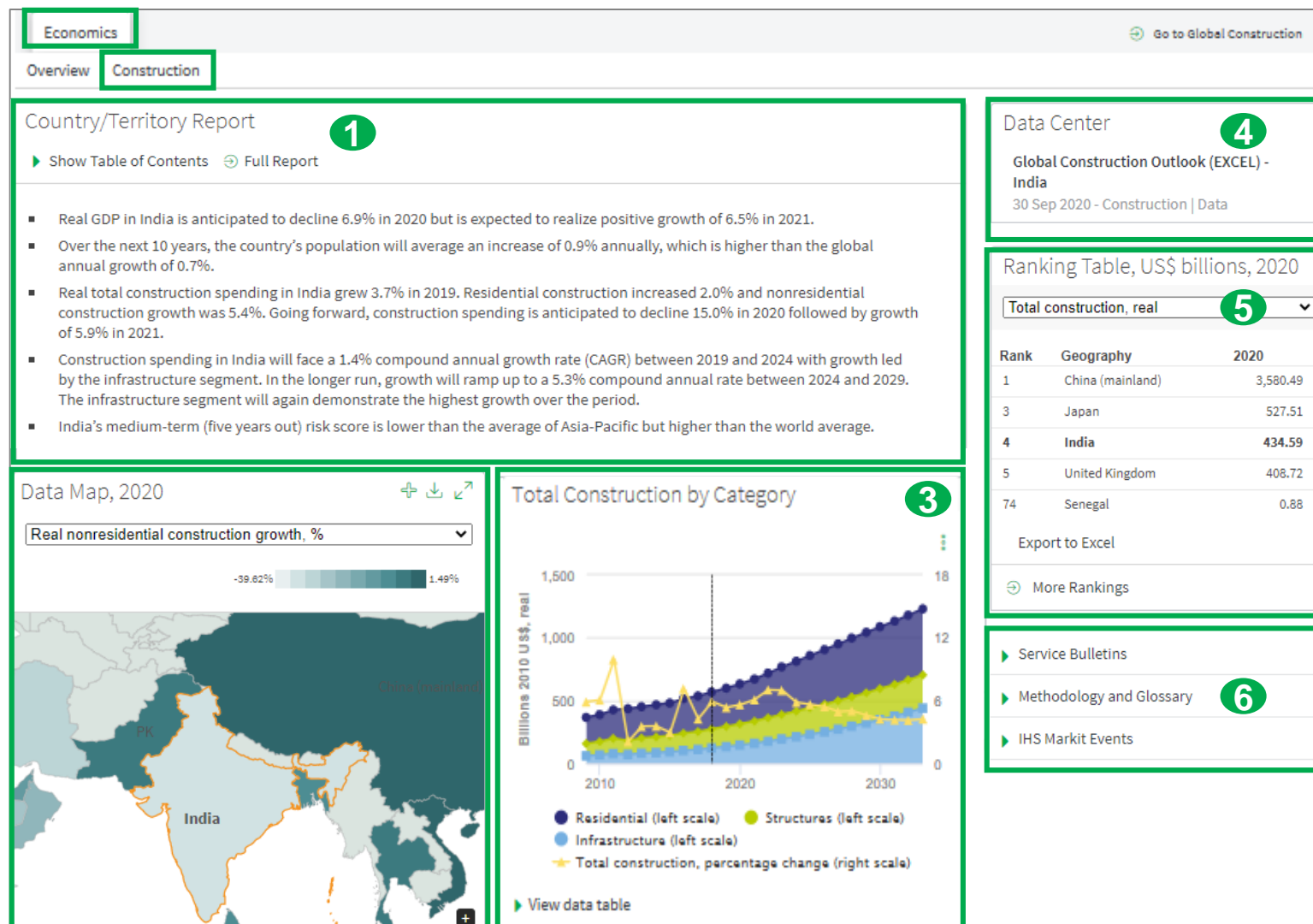


# Geography - Global Construction

1. Read our forward-looking country/territory report on Construction

2. Access **Heat Map** showing data as per selected Construction concept.

3. Quickly assess how a given geography compares based on total **construction growth** vs growth in its respective segments.



4. Quick access to geography specific **pre-built excel files**.

5. Select a concept from **dropdown** to view geography ranking.

6. View **Service Bulletins** highlighting changes in product/data, access **Methodology and Glossary**; past and upcoming **IHS Markit Events** and **Webinars**.





# Geography - Global Consumer Markets

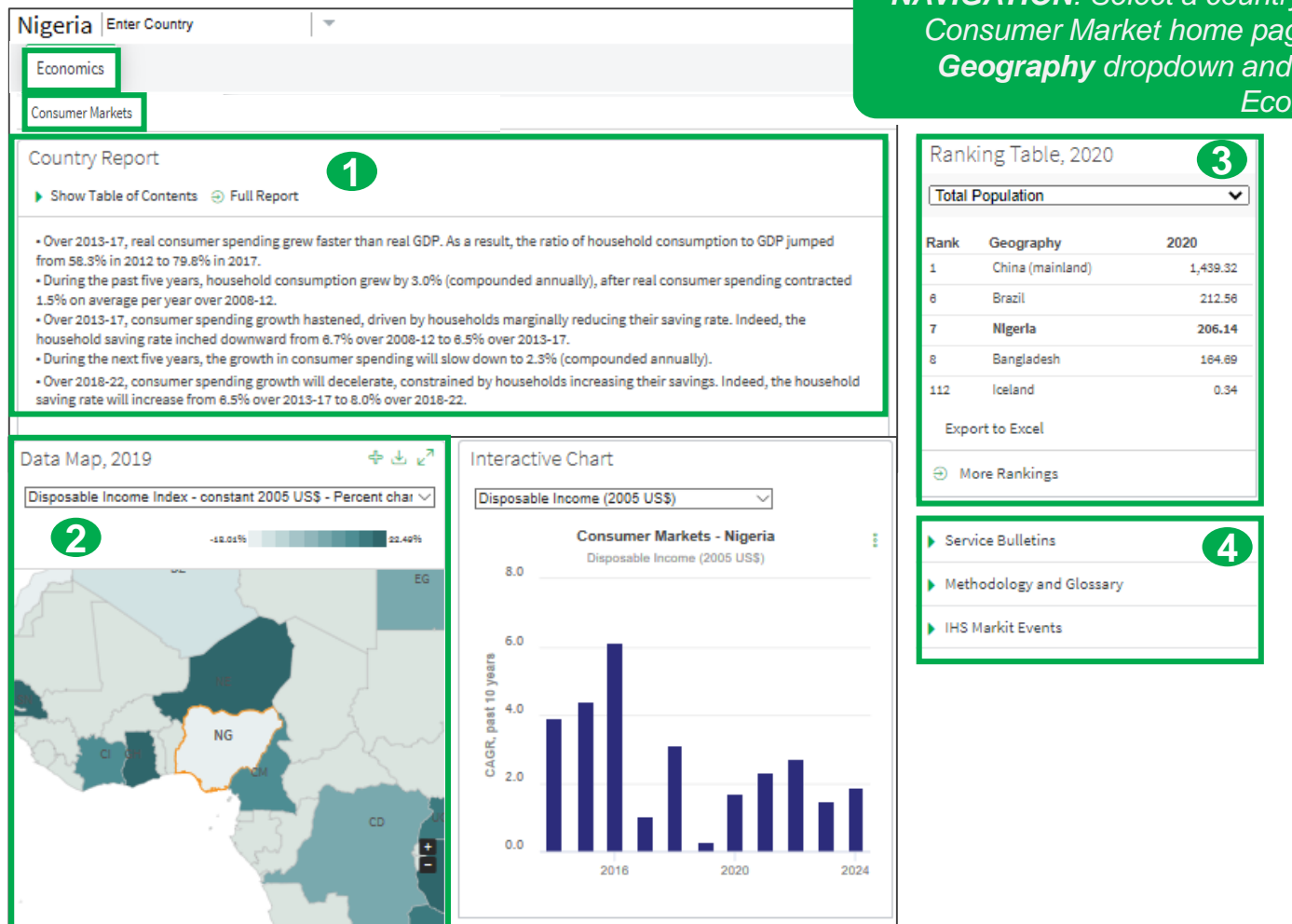
1. Read our forward-looking report on global consumer market to understand consumer spending, income distribution, among others.

2. Visualize the heat map for various consumer concepts; also click on a geography to jump to the individual country/territory page.

**NAVIGATION:** Select a country/territory from the **Map** on the Global Consumer Market home page. Or, pick a country/territory from **Geography** dropdown and look for **Consumer Market** in the **Economics** tab

**3. Ranking Table** provides 15 concepts by which to compare geographies around the globe.

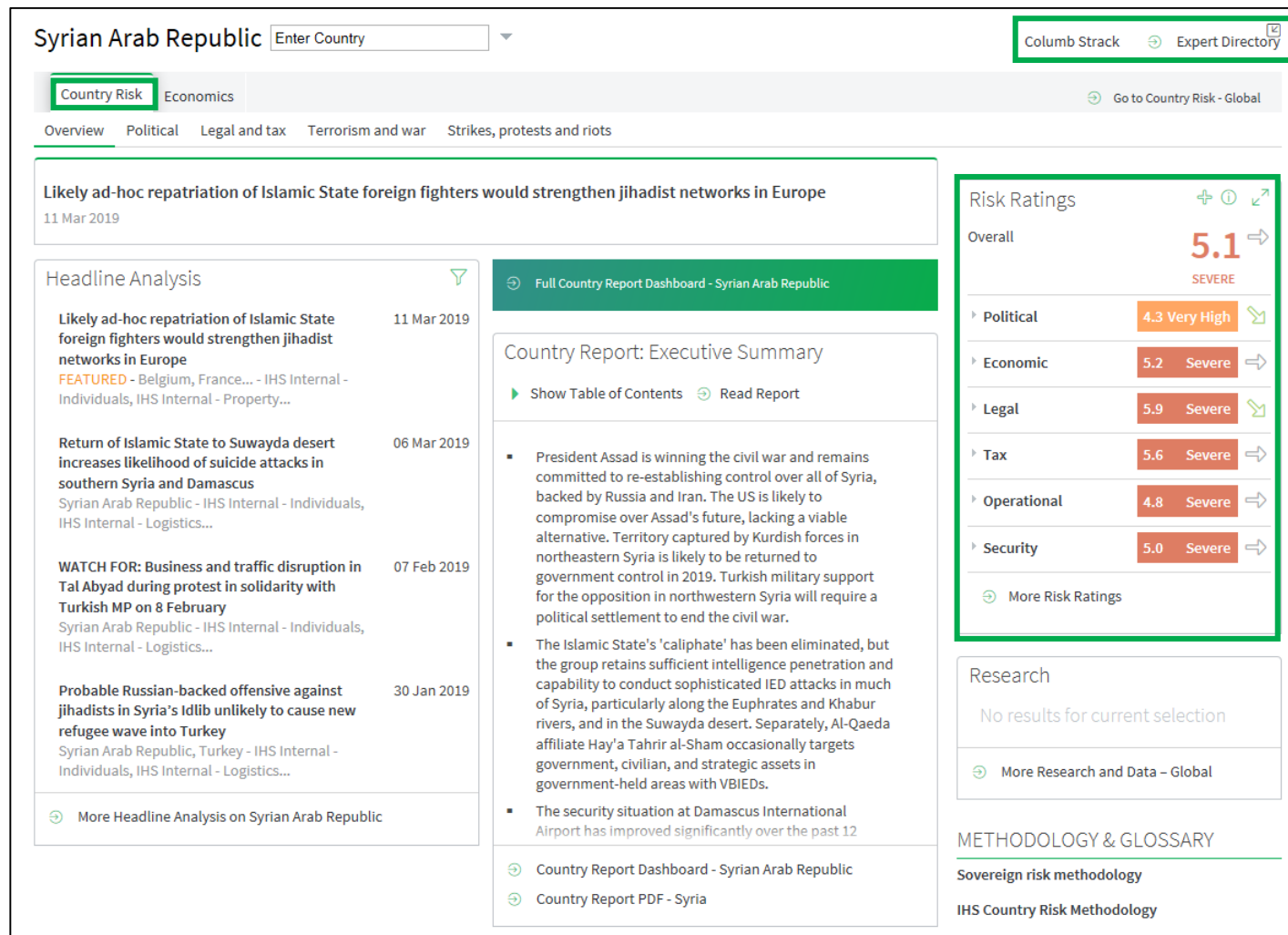
4. View **Service Bulletins** highlighting changes in product/data, access **Methodology and Glossary**; past and upcoming **IHS Markit Events** and **Webinars**.



# Geography – Country Risk

**Overview:** Individual geography views on the **political** and **security** prospects for the selected geography.

The **Country Risk** tab focus on Political and Security topics. It displays daily analysis, intelligence events, special reports and geography's risk ratings.



**Syrian Arab Republic** Enter Country

**Country Risk** Economics

Overview Political Legal and tax Terrorism and war Strikes, protests and riots

**Likely ad-hoc repatriation of Islamic State foreign fighters would strengthen jihadist networks in Europe**  
11 Mar 2019

**Headline Analysis**

- Likely ad-hoc repatriation of Islamic State foreign fighters would strengthen jihadist networks in Europe**  
11 Mar 2019  
FEATURED - Belgium, France... - IHS Internal - Individuals, IHS Internal - Property...
- Return of Islamic State to Suwayda desert increases likelihood of suicide attacks in southern Syria and Damascus**  
06 Mar 2019  
Syrian Arab Republic - IHS Internal - Individuals, IHS Internal - Logistics...
- WATCH FOR: Business and traffic disruption in Tal Abyad during protest in solidarity with Turkish MP on 8 February**  
07 Feb 2019  
Syrian Arab Republic - IHS Internal - Individuals, IHS Internal - Logistics...
- Probable Russian-backed offensive against jihadists in Syria's Idlib unlikely to cause new refugee wave into Turkey**  
30 Jan 2019  
Syrian Arab Republic, Turkey - IHS Internal - Individuals, IHS Internal - Logistics...

[More Headline Analysis on Syrian Arab Republic](#)

**Country Report: Executive Summary**

- President Assad is winning the civil war and remains committed to re-establishing control over all of Syria, backed by Russia and Iran. The US is likely to compromise over Assad's future, lacking a viable alternative. Territory captured by Kurdish forces in northeastern Syria is likely to be returned to government control in 2019. Turkish military support for the opposition in northwestern Syria will require a political settlement to end the civil war.
- The Islamic State's 'caliphate' has been eliminated, but the group retains sufficient intelligence penetration and capability to conduct sophisticated IED attacks in much of Syria, particularly along the Euphrates and Khabur rivers, and in the Suwayda desert. Separately, Al-Qaeda affiliate Hay'a Tahrir al-Sham occasionally targets government, civilian, and strategic assets in government-held areas with VBIEDs.
- The security situation at Damascus International Airport has improved significantly over the past 12

**Risk Ratings**

Category	Score	Severity
Overall	5.1	SEVERE
Political	4.3	Very High
Economic	5.2	Severe
Legal	5.9	Severe
Tax	5.6	Severe
Operational	4.8	Severe
Security	5.0	Severe

[More Risk Ratings](#)

**Research**

No results for current selection

[More Research and Data - Global](#)

**METHODOLOGY & GLOSSARY**

Sovereign risk methodology

IHS Country Risk Methodology

The **Analyst** following the geography can be reached directly. Click on the name or click on **Expert Directory** to see their contact details.

The Risk Ratings table displays the **Geography Risk Scores**.



# Geography – Sovereign Risk

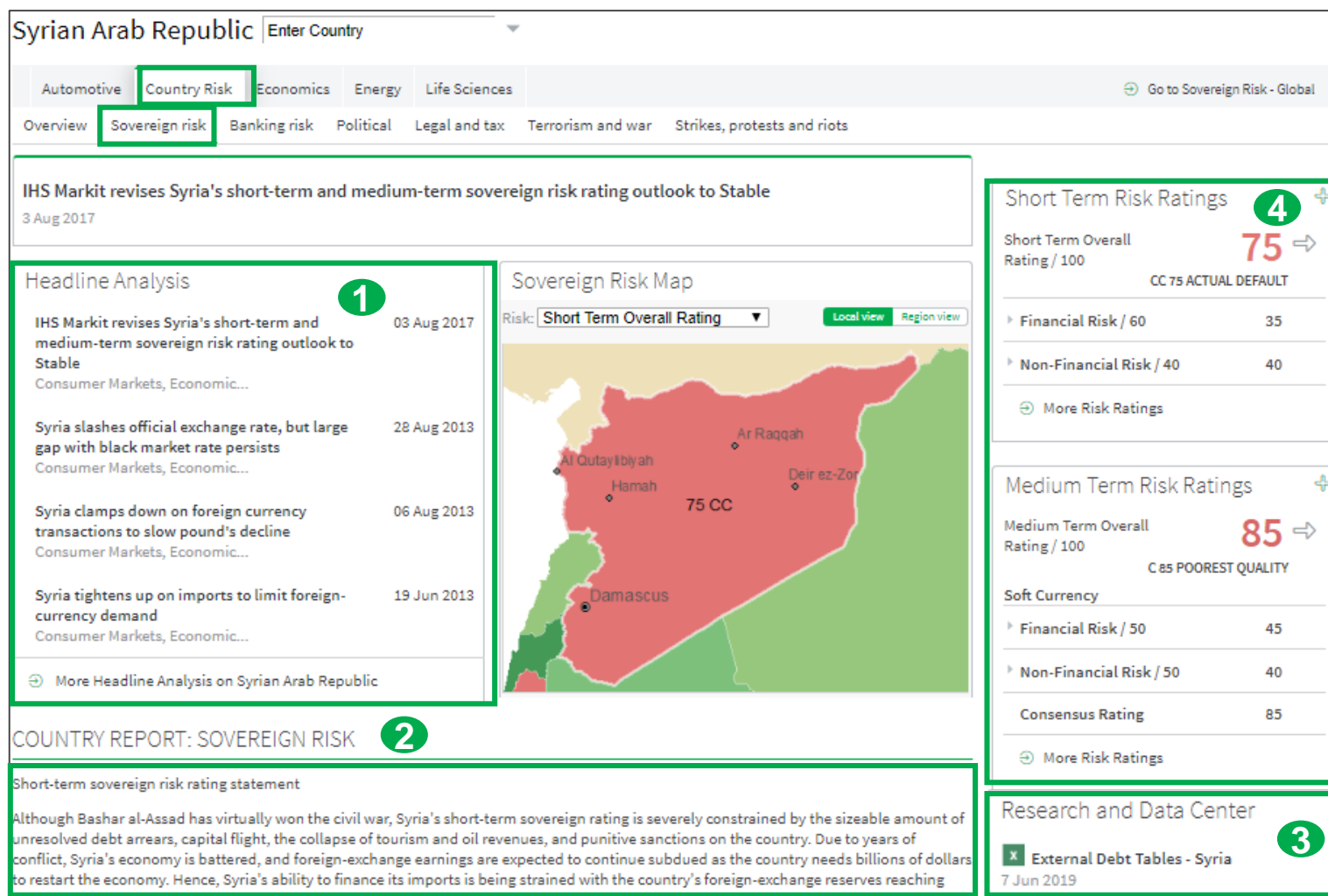
**Sovereign Risk:** Individual geography views on the **sovereign risk** prospects for the selected geography.

1. Daily data release **commentary** and **analysis** of sovereign risk-relevant developments.

2. Access the short & medium- term sovereign **risk rating statement** from the country/territory report.

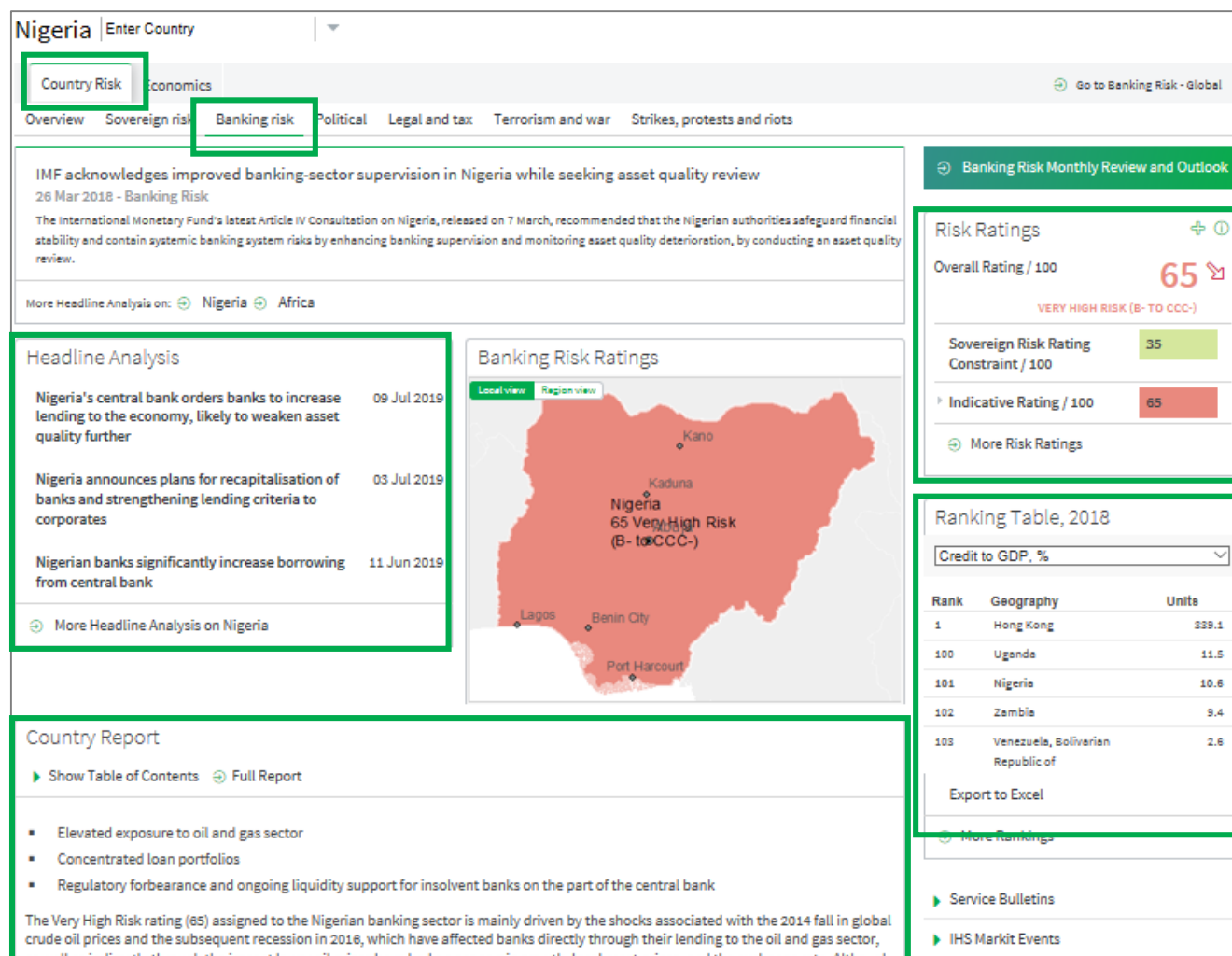
4. The Risk Ratings table displays the **Sovereign Risk Scores**.

3. View **preformatted spreadsheet tables** containing latest forecasts.



# Geography – Banking Risk

**Banking Risk:** Individual geography views on the **banking risk** prospects for the selected geography.



1. Daily analysis of banking risk-relevant events for the respective geography, filterable by geography and risk category

2. Access country/territory report to read on sector risk outlook, liquidity position, banking regulations, among others.

4. The Risk Ratings table displays the **Banking Risk Scores**.

3. **Geography Ranking** provides 15 concepts by which to compare geography around the globe.

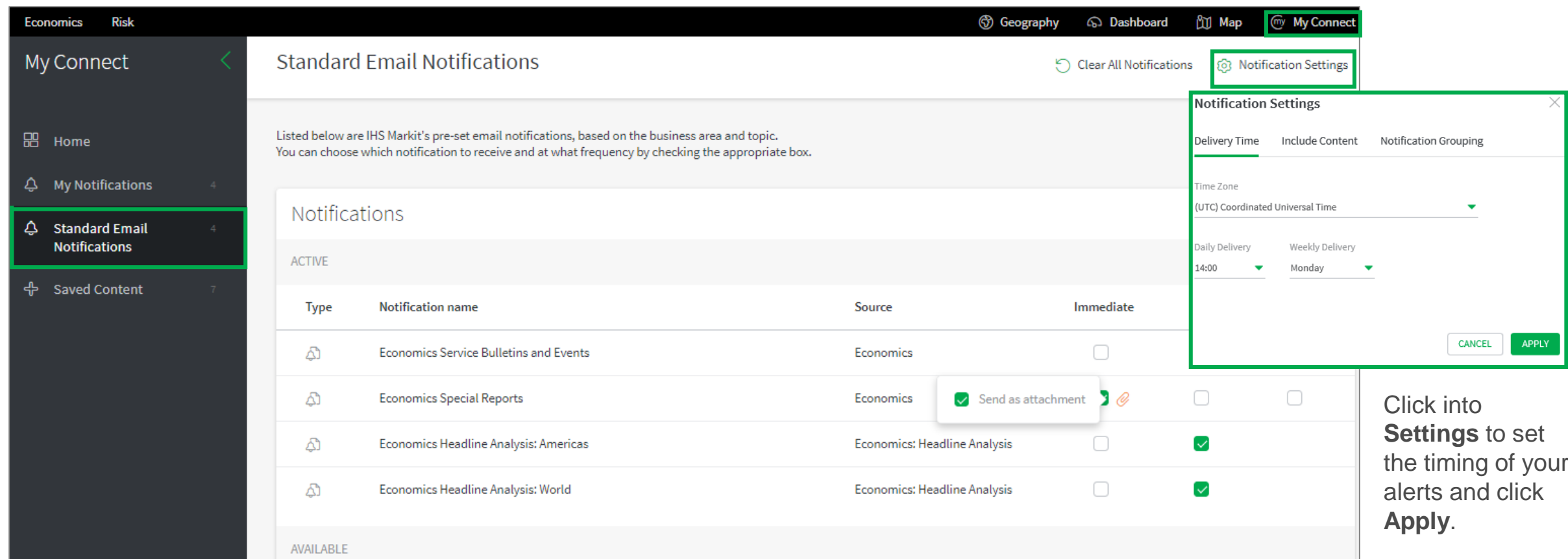


# My Connect

Email alert options, access to saved content and Report Builder

# My Connect – Email Notifications

Click on **My Connect** to manage **Email Notifications** by selecting/deselecting the check boxes in the **Immediate**, **Daily** or **Weekly** columns



The screenshot displays the IHS Markit 'My Connect' interface. The left sidebar shows navigation options: Home, My Notifications (4), Standard Email Notifications (4), and Saved Content (7). The 'Standard Email Notifications' section is active, showing a list of notifications under the 'ACTIVE' tab. The table lists notifications with columns for Type, Notification name, Source, and Immediate. A 'Notification Settings' dialog is open, showing options for Delivery Time, Include Content, and Notification Grouping. The dialog also shows Time Zone (UTC Coordinated Universal Time) and Delivery options (Daily Delivery at 14:00, Weekly Delivery on Monday). A 'Send as attachment' tooltip is visible over the 'Economics Special Reports' row.

**Standard Email Notifications**

Listed below are IHS Markit's pre-set email notifications, based on the business area and topic. You can choose which notification to receive and at what frequency by checking the appropriate box.

**Notifications**

ACTIVE

Type	Notification name	Source	Immediate
	Economics Service Bulletins and Events	Economics	<input type="checkbox"/>
	Economics Special Reports	Economics	<input checked="" type="checkbox"/> Send as attachment
	Economics Headline Analysis: Americas	Economics: Headline Analysis	<input checked="" type="checkbox"/>
	Economics Headline Analysis: World	Economics: Headline Analysis	<input checked="" type="checkbox"/>

AVAILABLE

**Notification Settings**

Delivery Time   Include Content   Notification Grouping

Time Zone  
(UTC) Coordinated Universal Time

Daily Delivery   Weekly Delivery  
14:00   Monday

CANCEL   APPLY



Click into **Settings** to set the timing of your alerts and click **Apply**.



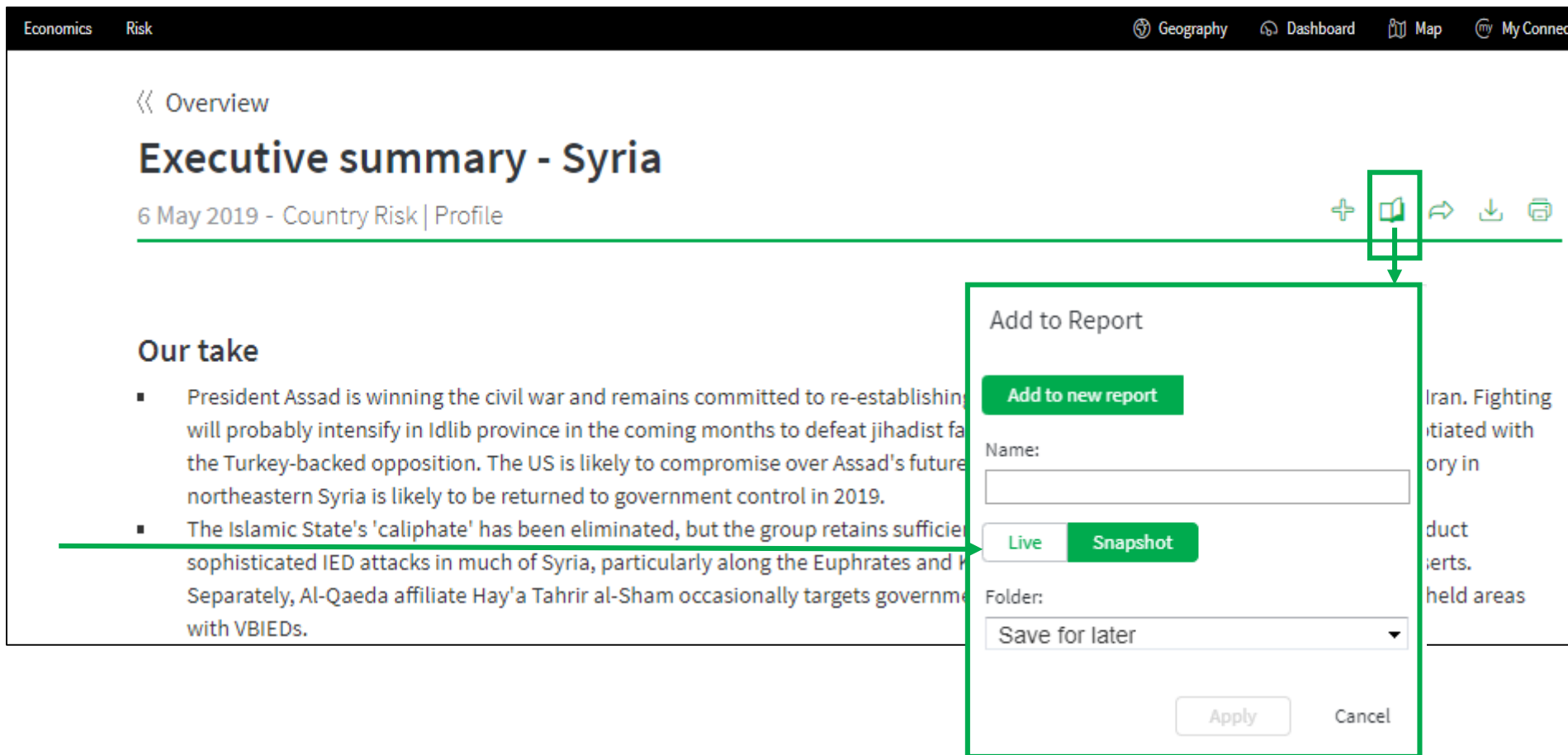




# My Connect – Saving Content

When navigating the platform, save content into **My Connect** to access it later or to build a report

Click on the  icon to save the content to My Connect. Alternatively, click on the **Add to Report** icon  to build your own report.

Set the content to **Live** to get the latest updates or to **Snapshot**.



Click on the  icon to save the content to My Connect. Alternatively, click on the **Add to Report** icon  to build your own report.

Set the content to **Live** to get the latest updates or to **Snapshot**.

**Executive summary - Syria**  
6 May 2019 - Country Risk | Profile

**Our take**

- President Assad is winning the civil war and remains committed to re-establishing... will probably intensify in Idlib province in the coming months to defeat jihadist fa... the Turkey-backed opposition. The US is likely to compromise over Assad's future... northeastern Syria is likely to be returned to government control in 2019.
- The Islamic State's 'caliphate' has been eliminated, but the group retains sufficien... sophisticated IED attacks in much of Syria, particularly along the Euphrates and K... Separately, Al-Qaeda affiliate Hay'a Tahrir al-Sham occasionally targets governme... with VBIEDs.

**Add to Report**

**Add to new report**

Name:

**Live** **Snapshot**

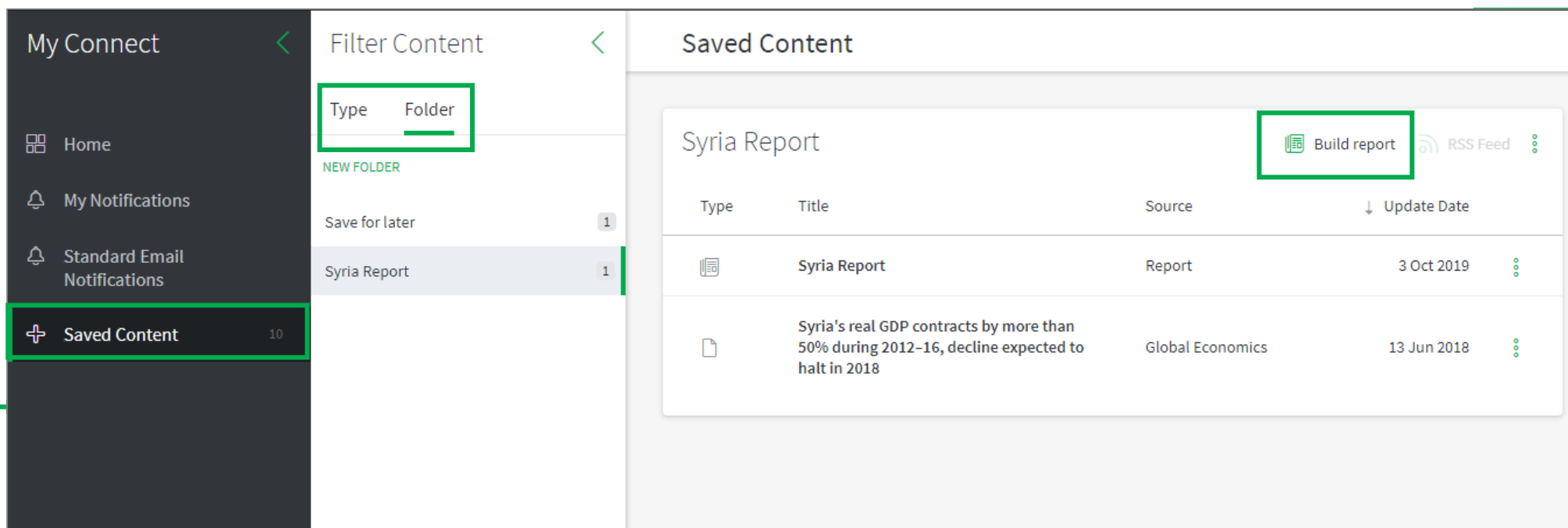
Folder:

Save for later

Apply Cancel

# My Connect - Report Builder

On **My Connect**, access your saved content under **Content by Folder** and select **Build Report**



My Connect < Filter Content <

Type Folder

NEW FOLDER

Save for later 1

Syria Report 1

+ Saved Content 10

Syria Report

Build report RSS Feed

Type	Title	Source	Update Date
	Syria Report	Report	3 Oct 2019
	Syria's real GDP contracts by more than 50% during 2012-16, decline expected to halt in 2018	Global Economics	13 Jun 2018

Retrieve your saved **Content by Type** or **by Folder**.



# My Connect - Report Builder

On **Report Builder**, edit the report content and Export it to **PDF**, **Word** or **Save**

Review the Title, add Subtitle and Introduction.

Use Ordered By to arrange saved content by Country, by Type, and in Custom to drag and drop articles to your preferred order. Add your own section.

<< My Connect

### Report Builder

Report Title: Syria Report

Subtitle:

Introduction:

CONTENT LIST

Ordered By: Country Type Custom Article content: Live Snapshot

Add your section

Forecast highlights: Economic - Syria  
Syria , Research

Data - Near-term outlook: Economic - Syria  
Syria , Research

Forecast assumptions : Economic - Syria  
Syria , Research



# Search and Custom Email Alerts

Search, Refine, Save your search criteria and enable Email Alerts

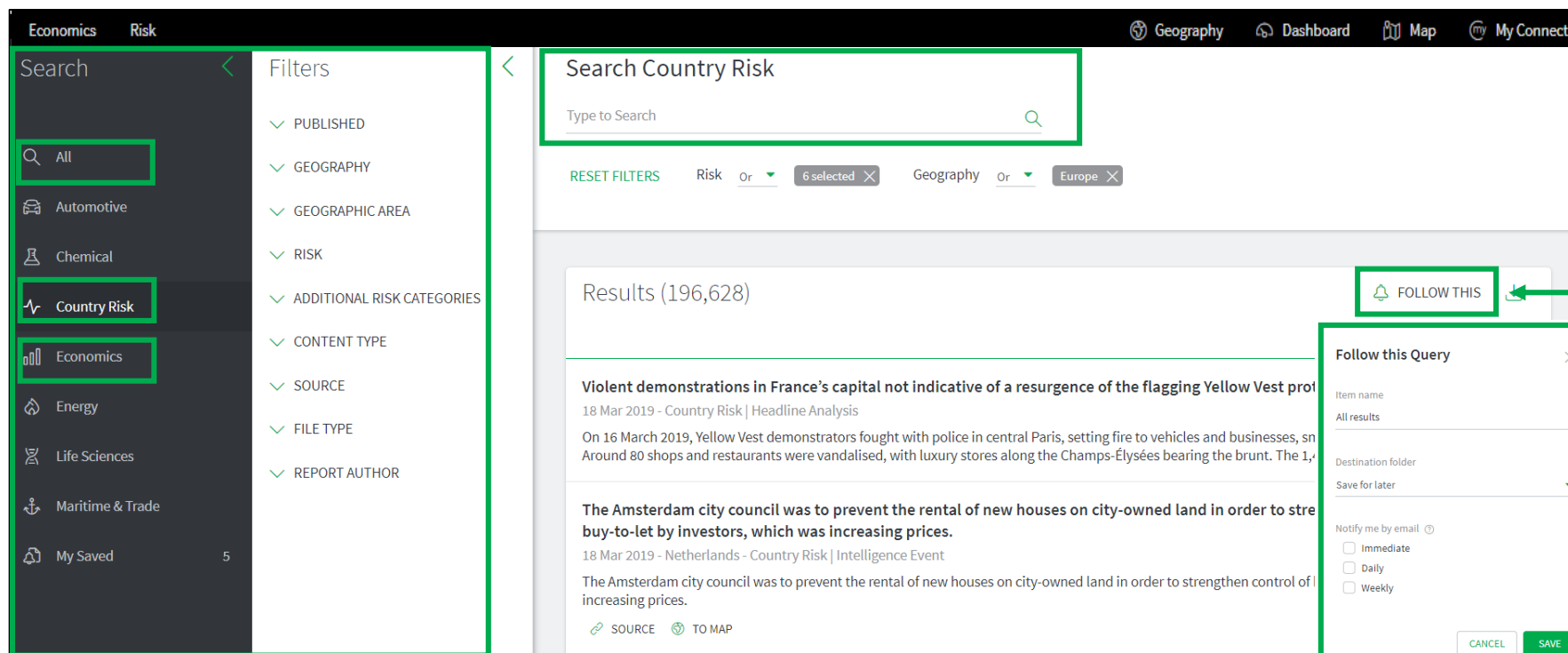
# Search and Custom Email Alerts

In the **Search Connect** box, click on the magnifying glass icon to access the Search page

Search Connect



Refine your Search by selecting one of the following options on the left side: All, Country Risk or Economics. Apply Filters, such as Geography, Risk and Content Type. You can also type in search terms to further refine your search.



The screenshot displays the IHS Markit Search interface. On the left, a sidebar contains navigation options: All, Automotive, Chemical, Country Risk (highlighted), Economics (highlighted), Energy, Life Sciences, Maritime & Trade, and My Saved. A Filters panel is also visible, listing categories like PUBLISHED, GEOGRAPHY, GEOGRAPHIC AREA, RISK, ADDITIONAL RISK CATEGORIES, CONTENT TYPE, SOURCE, FILE TYPE, and REPORT AUTHOR. The main content area is titled 'Search Country Risk' and shows a search bar with 'Type to Search'. Below the search bar, there are filters for 'Risk' (6 selected) and 'Geography' (Europe). The results section shows 'Results (196,628)' and lists several articles, including 'Violent demonstrations in France's capital not indicative of a resurgence of the flagging Yellow Vest protest' and 'The Amsterdam city council was to prevent the rental of new houses on city-owned land in order to strengthen control of the city'. A 'FOLLOW THIS' button is highlighted on the right side of the results list.

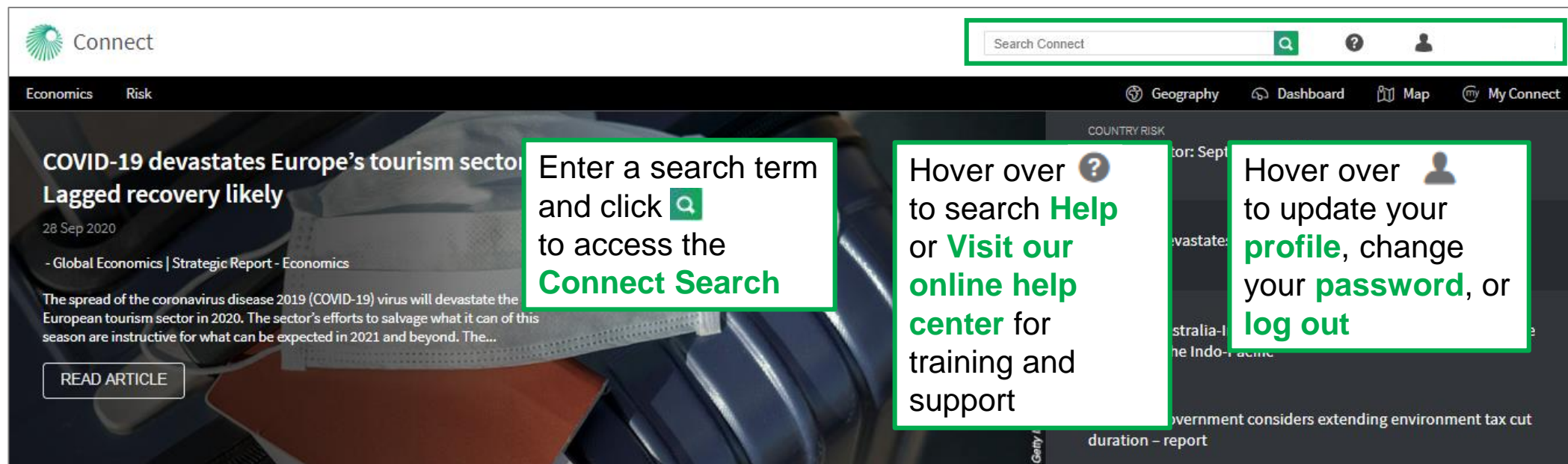
Click on **Follow This**, name your alert and choose/create a folder from the Folder menu. Select **Immediate**, **Daily** or **Weekly** from the **Notify me by email** options and click **Apply** to enable the email alert.






# User Options

## User Options

Access Search, Help, and your User Profile at the top of the page



The screenshot shows the IHS Markit Connect website interface. At the top, there is a navigation bar with the 'Connect' logo on the left and a search bar, help icon, and user profile icon on the right. Below the navigation bar, there are tabs for 'Economics' and 'Risk'. The main content area features a large article titled 'COVID-19 devastates Europe's tourism sector' with a sub-headline 'Lagged recovery likely' and a date '28 Sep 2020'. A 'READ ARTICLE' button is visible below the article text. Three green callout boxes provide instructions for using the top navigation elements:

- Search Bar:** Enter a search term and click  to access the **Connect Search**.
- Help Icon:** Hover over  to search **Help** or **Visit our online help center** for training and support.
- User Profile Icon:** Hover over  to update your **profile**, change your **password**, or **log out**.

# Contact Us

## Contact Us

To schedule a complimentary Connect training, email us on [IHSConnectTraining@ihsmarkit.com](mailto:IHSConnectTraining@ihsmarkit.com).

**Americas**

+1 800 447-2273

**Europe, Middle East and Africa**

+44 1344 328 300

**Asia Pacific**

+604 291 3600

**Japan**

+81 3 6262 1887

**Email**

[Customercare@ihsmarkit.com](mailto:Customercare@ihsmarkit.com)

## Mobile App

Access IHS Markit Connect anywhere, anytime for the information, insight and analytics necessary to make critical decisions. Download the free Connect [iPad](#) and [Smartphone](#) apps to your mobile device.

