



Energy

Connect™ User Guide

2020

Table of Contents

[Connect Login Instructions](#)

[Energy Menu](#)

[Geography Menu](#)

[My Connect](#) (email alerts and saved research)

Research Page Navigation

- > [Upstream Oil & Gas](#)
- > [Oil Markets, Midstream and Downstream](#)
- > [Gas, Power, and Energy Futures](#)
- > [Mobility Portal](#)

Overview of Energy Capabilities:

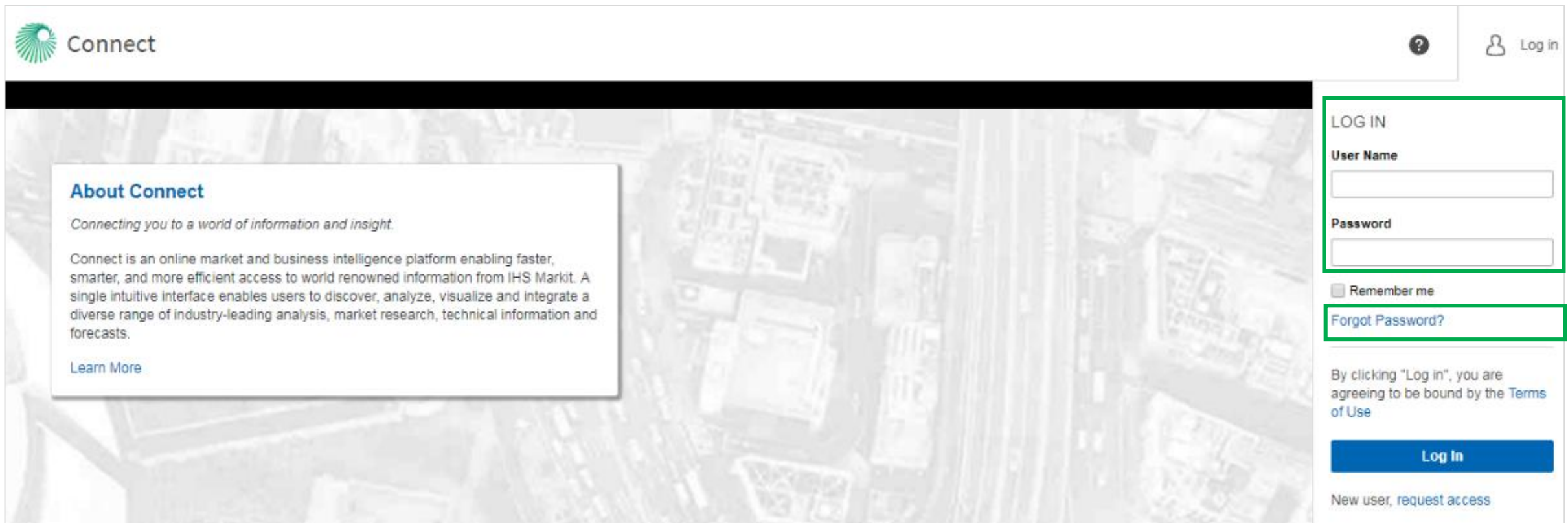
- > [Upstream Oil & Gas](#)
- > [Oil Markets, Midstream and Downstream](#)
- > [Gas, Power, and Energy Futures](#)
- > [Mobility Portal](#)
- > [Energy Advisory Service & EV](#)


[Contact Us](#)

Connect Login Instructions

Go to connect.ihsmarkit.com and log in with your Username and Password.

Click on 'Forgot Password?' to reset your password.



 Connect ? Log in

About Connect

Connecting you to a world of information and insight.

Connect is an online market and business intelligence platform enabling faster, smarter, and more efficient access to world renowned information from IHS Markit. A single intuitive interface enables users to discover, analyze, visualize and integrate a diverse range of industry-leading analysis, market research, technical information and forecasts.

[Learn More](#)

LOG IN

User Name

Password

Remember me

[Forgot Password?](#)

By clicking "Log in", you are agreeing to be bound by the [Terms of Use](#)

Log In

[New user, request access](#)

Connect New User Registration

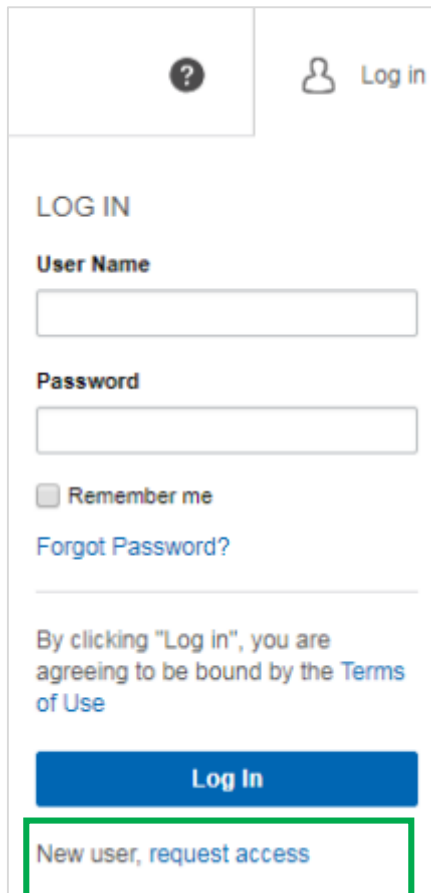
Go to connect.ihsmarkit.com and request access.



Follow 4 steps for Connect registration

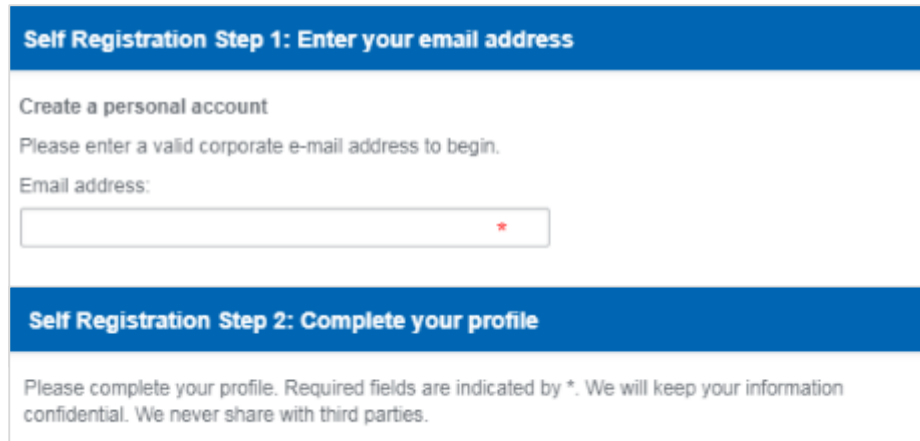
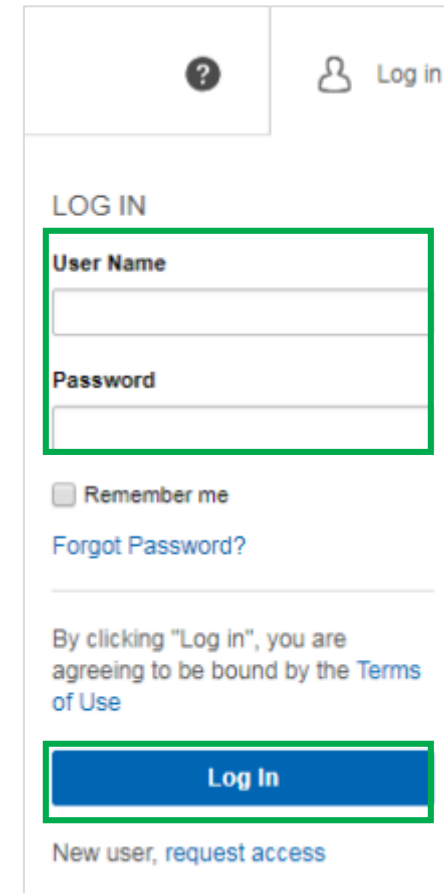


Go to connect.ihsmarkit.com and login



1. Enter your corporate email address.
2. Complete your profile. (Enter Connect in the Product Used field)
3. Accept the terms of service.
4. Complete Your Registration

Once you are provided with access, you will receive an email confirmation from customercare@ihsmarkit.com with your login instructions.

Energy Menu Navigation

Hover over **Energy** in the black menu bar, then hover over **Upstream Oil and Gas; Oil Markets, Midstream, and Downstream; Gas, Power, and Energy Futures; or Mobility Portal**.

Click on **Research & Data** topics.



Quick access to **Data Tools, Related Products and Platforms and Webinars & Events.**

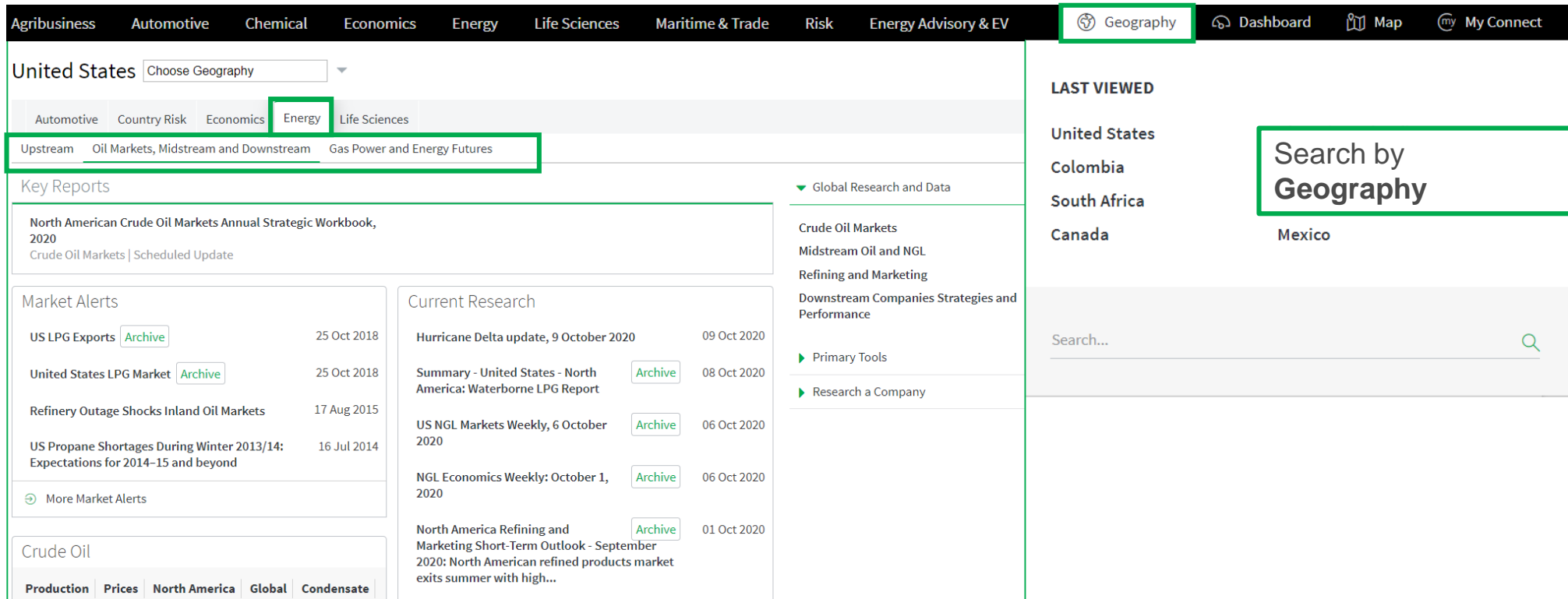
Direct access to **Geography** or **Company** pages.

Menu options will appear based on the user's access or company subscription.

Geography Menu

Geography pages combine research and data that you have access to by Geography and capability.

Hover over **Geography** in the black menu bar to search, then click on **Upstream Oil and Gas; Oil Markets, Midstream, and Downstream; Gas, Power, and Energy Futures;** or **Mobility Portal** under the **Energy** tab.



The screenshot shows the IHS Markit website interface. At the top, a black navigation bar contains various industry categories: Agribusiness, Automotive, Chemical, Economics, Energy, Life Sciences, Maritime & Trade, Risk, Energy Advisory & EV, **Geography** (highlighted with a green box), Dashboard, Map, and My Connect. Below the navigation bar, the 'United States' page is displayed. A dropdown menu for 'Choose Geography' is visible. Underneath, there are tabs for 'Automotive', 'Country Risk', 'Economics', **Energy** (highlighted with a green box), and 'Life Sciences'. Within the 'Energy' tab, sub-tabs for 'Upstream', 'Oil Markets, Midstream and Downstream', and 'Gas Power and Energy Futures' are shown, with 'Oil Markets, Midstream and Downstream' highlighted by a green box. The main content area is divided into 'Key Reports' (featuring 'North American Crude Oil Markets Annual Strategic Workbook, 2020'), 'Market Alerts' (listing items like 'US LPG Exports' and 'United States LPG Market'), and 'Current Research' (listing items like 'Hurricane Delta update, 9 October 2020'). On the right side, a 'LAST VIEWED' section lists 'United States', 'Colombia', 'South Africa', 'Canada', and 'Mexico'. A search box labeled 'Search by Geography' is also present, with a magnifying glass icon.

Menu options will appear based on the user's access or company subscription.

My Connect

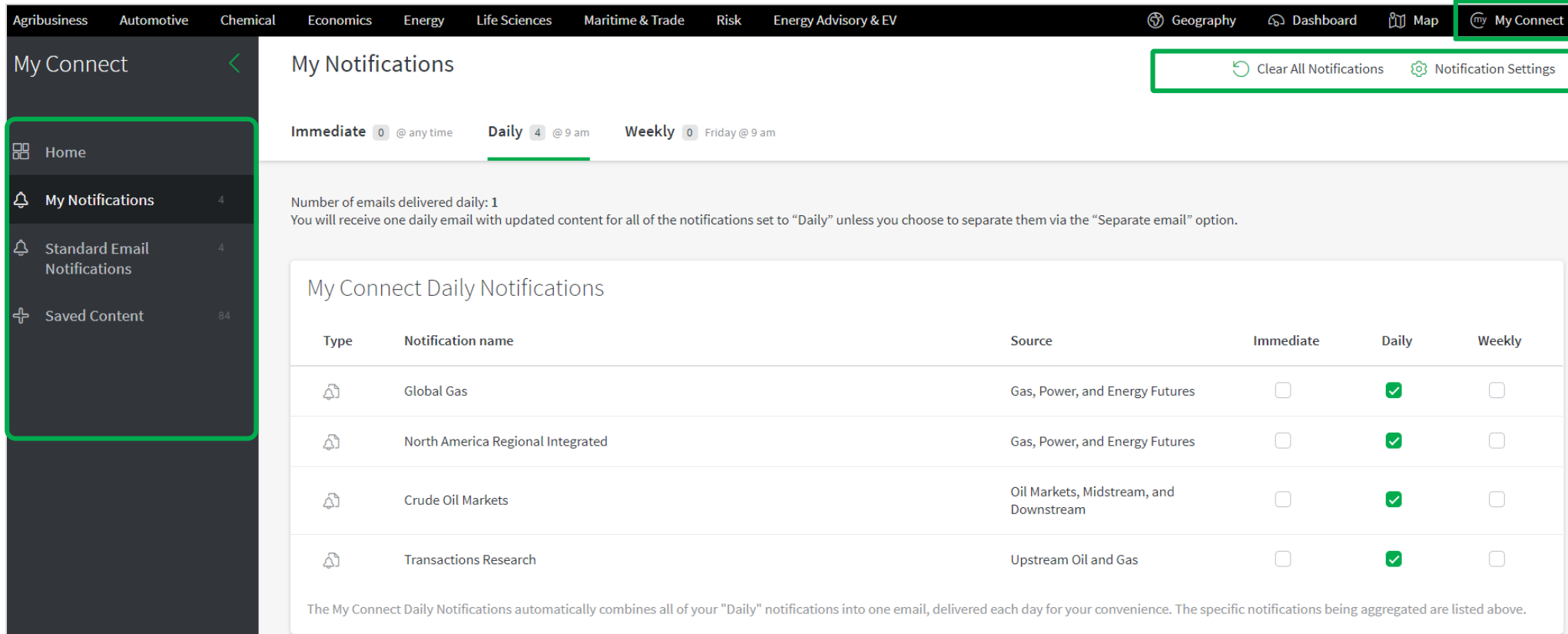
Click on **My Connect** in the black menu bar to manage **Email Notifications** and retrieve **Saved Content**.

Home: View your selected notifications and latest saved content.

My Notifications: View your selected email notifications by type (Immediate, Daily, Weekly)

Standard Email Notifications: A listing of all available email notifications within your subscription.

Saved Content: Retrieve and edit your saved content by type and folder.



The screenshot shows the IHS Markit My Connect interface. At the top, a navigation bar includes categories like Agribusiness, Automotive, Chemical, Economics, Energy, Life Sciences, Maritime & Trade, Risk, and Energy Advisory & EV. On the right, there are links for Geography, Dashboard, Map, and My Connect. A dark sidebar on the left contains a 'My Connect' header and three menu items: Home, My Notifications (with a bell icon and a count of 4), Standard Email Notifications (with a bell icon and a count of 4), and Saved Content (with a plus icon and a count of 84). The main content area is titled 'My Notifications' and features a 'Clear All Notifications' button and a 'Notification Settings' button. Below this, there are filters for 'Immediate' (0 @ any time), 'Daily' (4 @ 9 am), and 'Weekly' (0 Friday @ 9 am). A summary states: 'Number of emails delivered daily: 1. You will receive one daily email with updated content for all of the notifications set to "Daily" unless you choose to separate them via the "Separate email" option.' A table titled 'My Connect Daily Notifications' lists the following items:

Type	Notification name	Source	Immediate	Daily	Weekly
	Global Gas	Gas, Power, and Energy Futures	<input type="checkbox"/>	<input checked="" type="checkbox"/>	<input type="checkbox"/>
	North America Regional Integrated	Gas, Power, and Energy Futures	<input type="checkbox"/>	<input checked="" type="checkbox"/>	<input type="checkbox"/>
	Crude Oil Markets	Oil Markets, Midstream, and Downstream	<input type="checkbox"/>	<input checked="" type="checkbox"/>	<input type="checkbox"/>
	Transactions Research	Upstream Oil and Gas	<input type="checkbox"/>	<input checked="" type="checkbox"/>	<input type="checkbox"/>

At the bottom, a note states: 'The My Connect Daily Notifications automatically combines all of your "Daily" notifications into one email, delivered each day for your convenience. The specific notifications being aggregated are listed above.'


Research Page Navigation

Upstream Oil & Gas

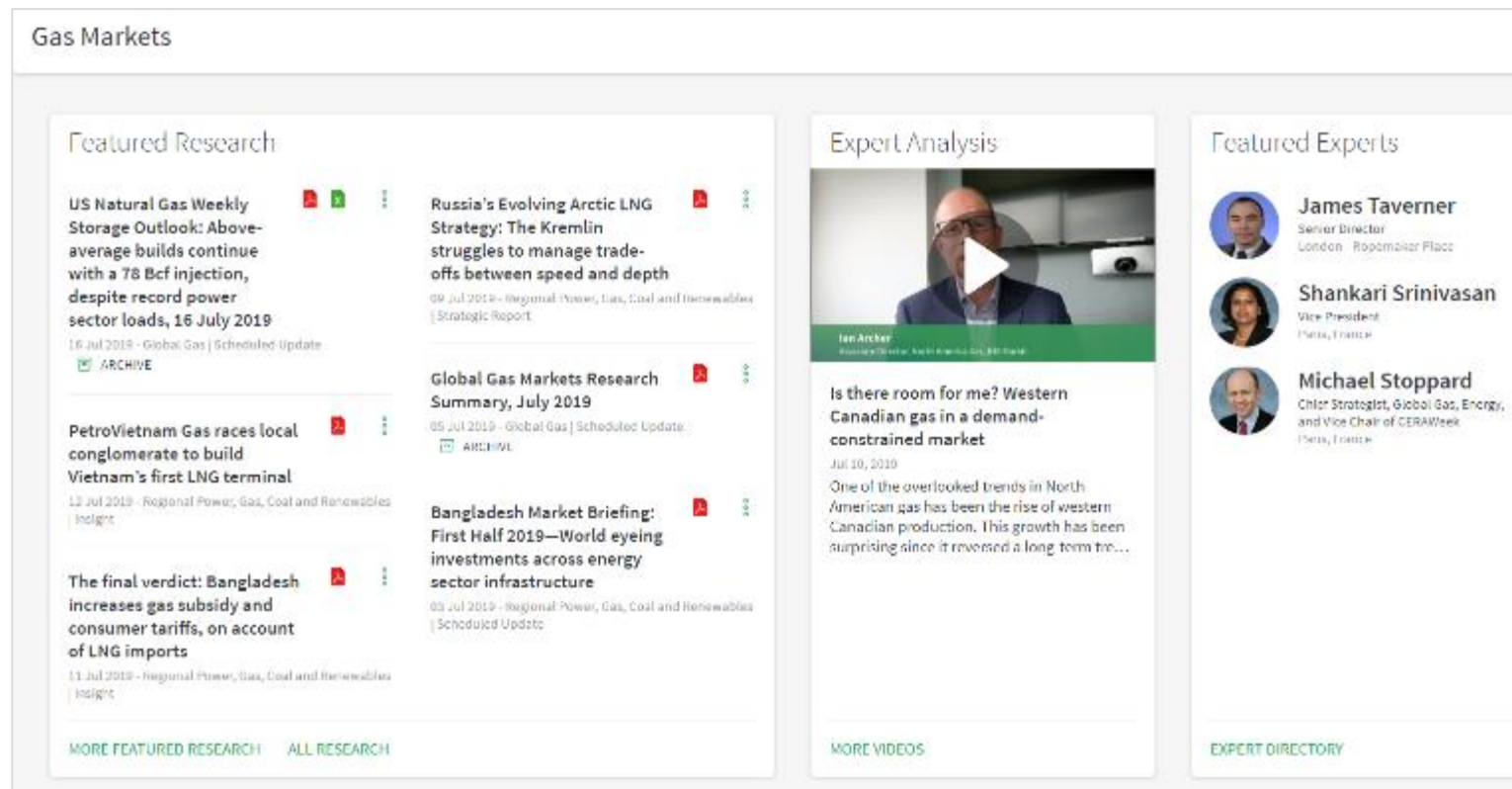
Gas, Power, and Energy Futures

Research Page Navigation

For Upstream Oil & Gas; and Gas, Power, and Energy Futures



Use the left-hand rail to browse research and analysis under **Home** and **Research** and data visualization under **Analytics**.

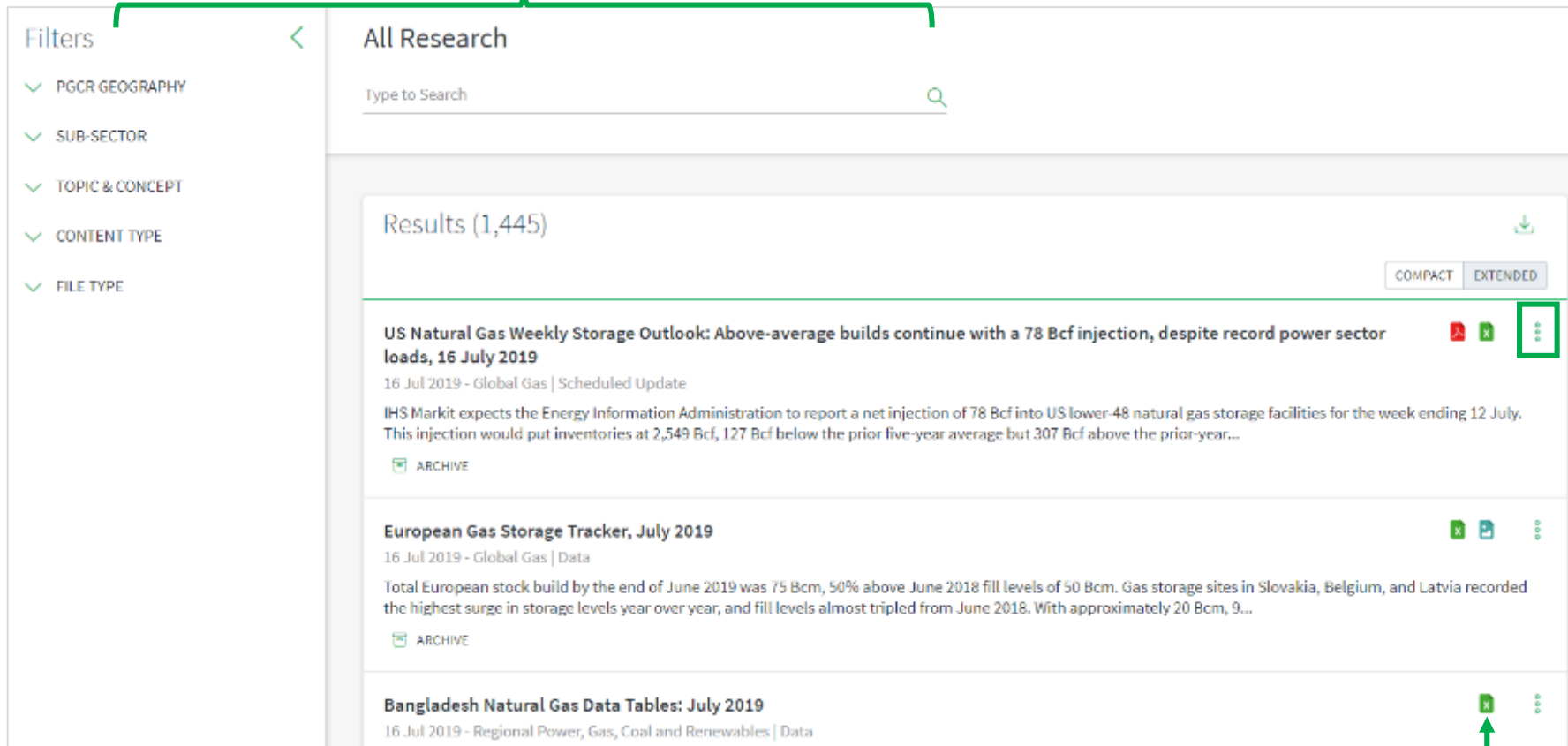
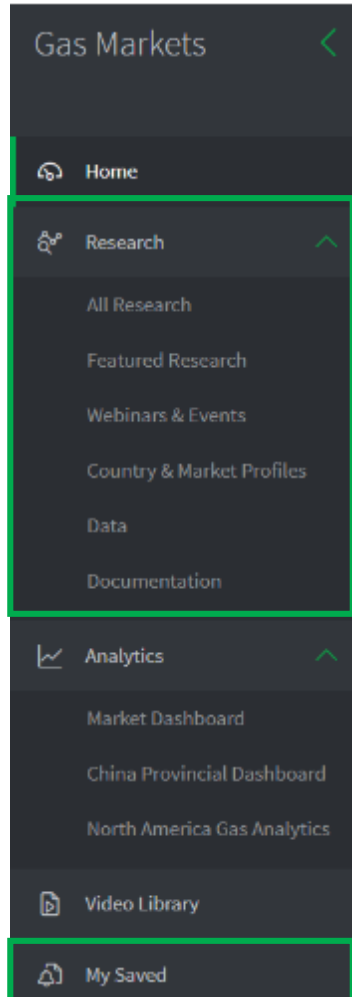


The **Home** page displays various widgets for **Featured Research**, **Expert Analysis**, **Featured Experts**, **key data visualization**, and more.

Research Page Navigation *for Upstream Oil & Gas; and Gas, Power, and Energy Futures*

Use the left-hand rail to browse by **Research topics**.

Type a **keyword search** and/or use green arrows to apply **filter options**.



Save to **My Saved** (in the left hand rail) and to **My Connect** (see page 84) and select **email alert** option. **Share** with colleagues.

View and access **files** quickly.

Analytics in PowerBI for Upstream Oil & Gas; and Gas, Power, and Energy Futures

Use the left-hand rail to click on **Analytics** topics to customize and visualize related data.

Access **global regions and sub-chapters.**

View by **Concept or Geography**

Apply **filter options**

Click the **3-dot menu** to export data.

*Analytics options are based on user's subscription.

Research Page Navigation

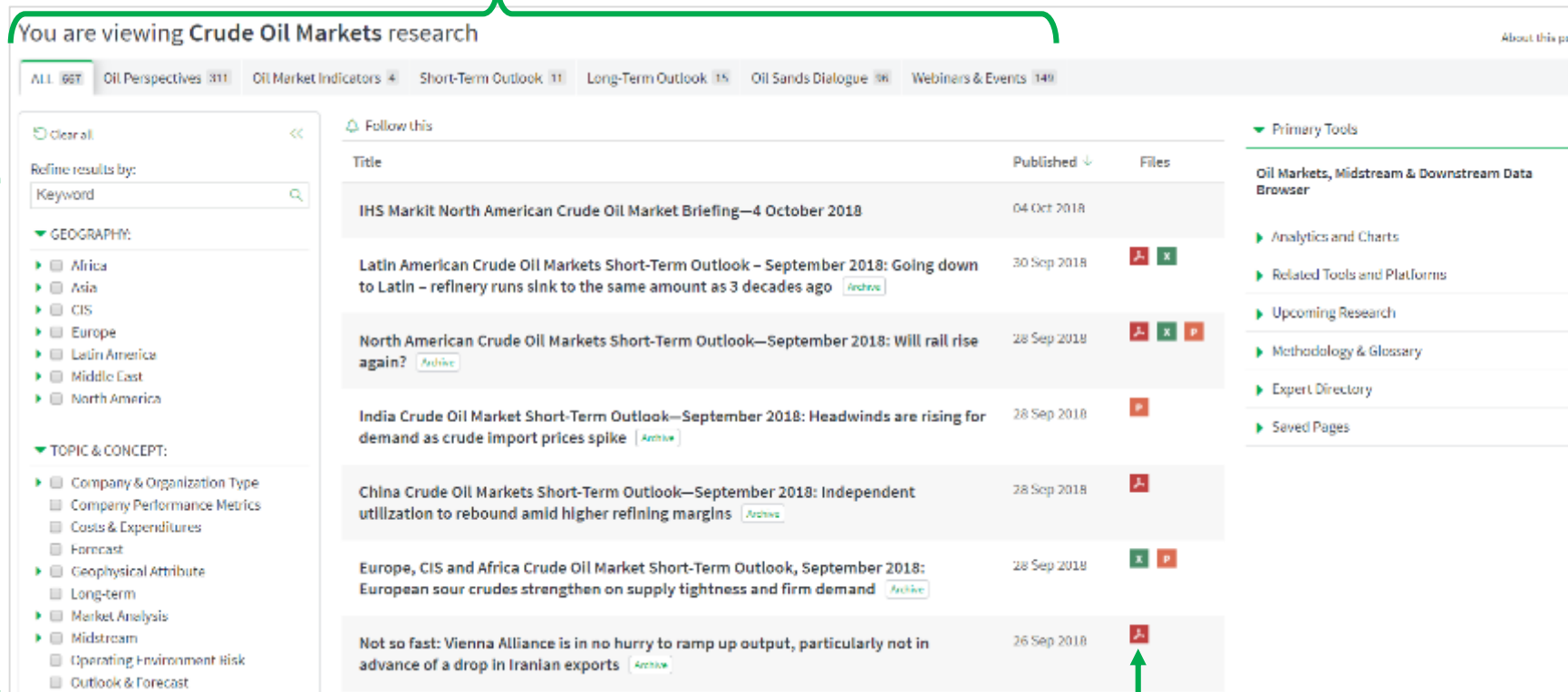
Oil Markets, Midstream and Downstream

Mobility Portal

Research Page Navigation

For Oil Markets, Midstream and Downstream and Mobility Portal

Research and Data are organized within **topical tabs** to instantly narrow down your search.



The screenshot displays the 'Crude Oil Markets' research page. At the top, there are tabs for 'ALL 667', 'Oil Perspectives 311', 'Oil Market Indicators 4', 'Short-Term Outlook 11', 'Long-Term Outlook 15', 'Oil Sands Dialogue 86', and 'Webinars & Events 149'. A search bar on the left allows for keyword refinement. Below the search bar are filter sections for 'GEOGRAPHY' (Africa, Asia, CIS, Europe, Latin America, Middle East, North America) and 'TOPIC & CONCEPT' (Company & Organization Type, Company Performance Metrics, Costs & Expenditures, Forecast, Geophysical Attribute, Long-term, Market Analysis, Midstream, Operating Environment Risk, Outlook & Forecast). The main content area is a table of research articles with columns for 'Title', 'Published', and 'Files'. The 'Files' column contains icons for PDF, XLS, and PPT. A sidebar on the right titled 'Primary Tools' includes 'Oil Markets, Midstream & Downstream Data Browser', 'Analytics and Charts', 'Related Tools and Platforms', 'Upcoming Research', 'Methodology & Glossary', 'Expert Directory', and 'Saved Pages'.

Keyword search and relevant filter options.

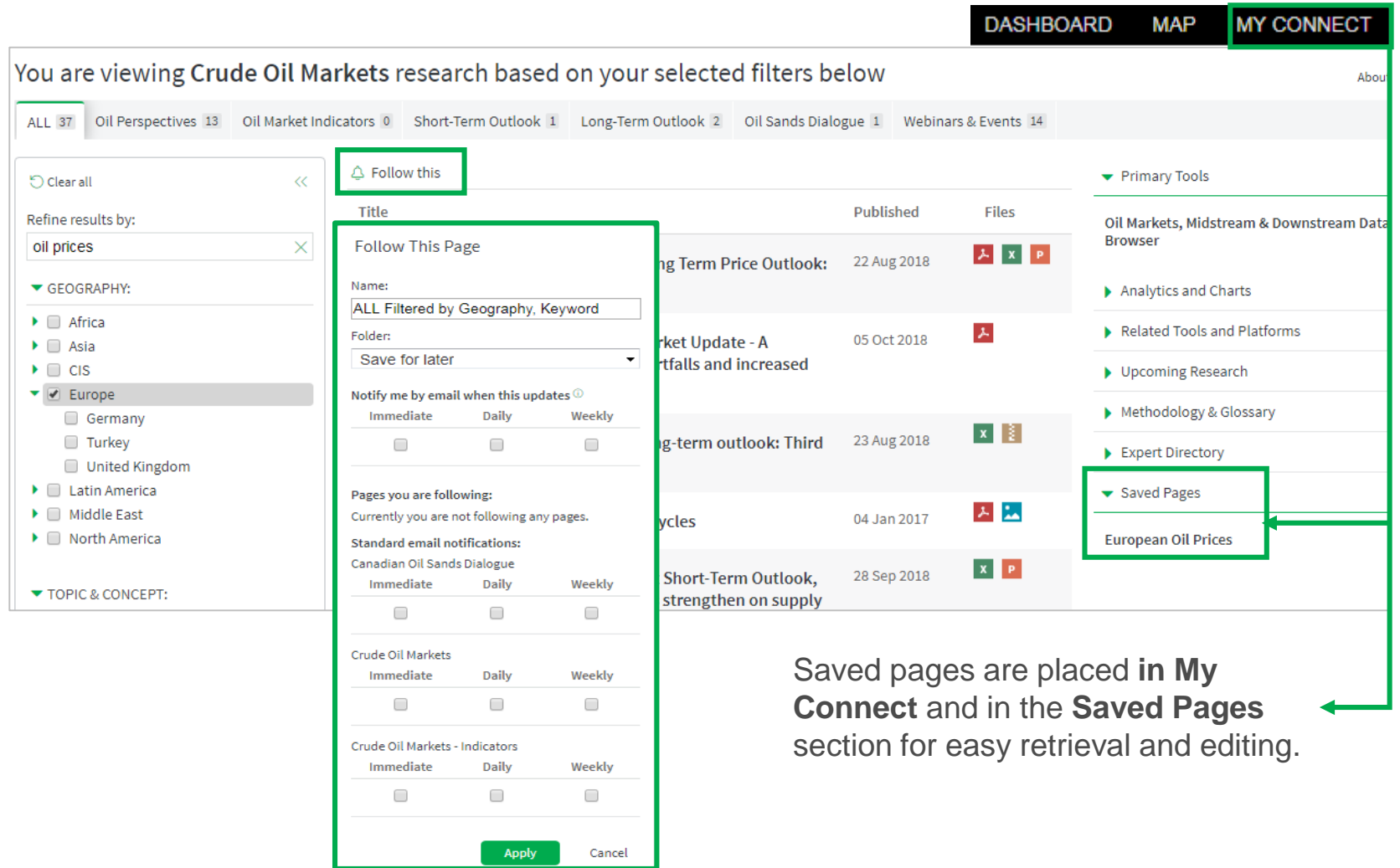
Relevant Data tools, Charts, and other Resources..

View and quickly access research and insights.

Customize Your Research: Save and Follow a Research Page

Save a research page into **My Connect** and apply an email alert to be notified when your page is updated.

1. Apply filters or a key word search on a research page.
2. Click on **Follow this** above the results listing.
3. In the **Follow This Page** box that appears, **Name** your page and select the **Save for later folder**, or click into the dropdown to create your own folder.
4. Select your email alert frequency.
5. Click **Apply**.






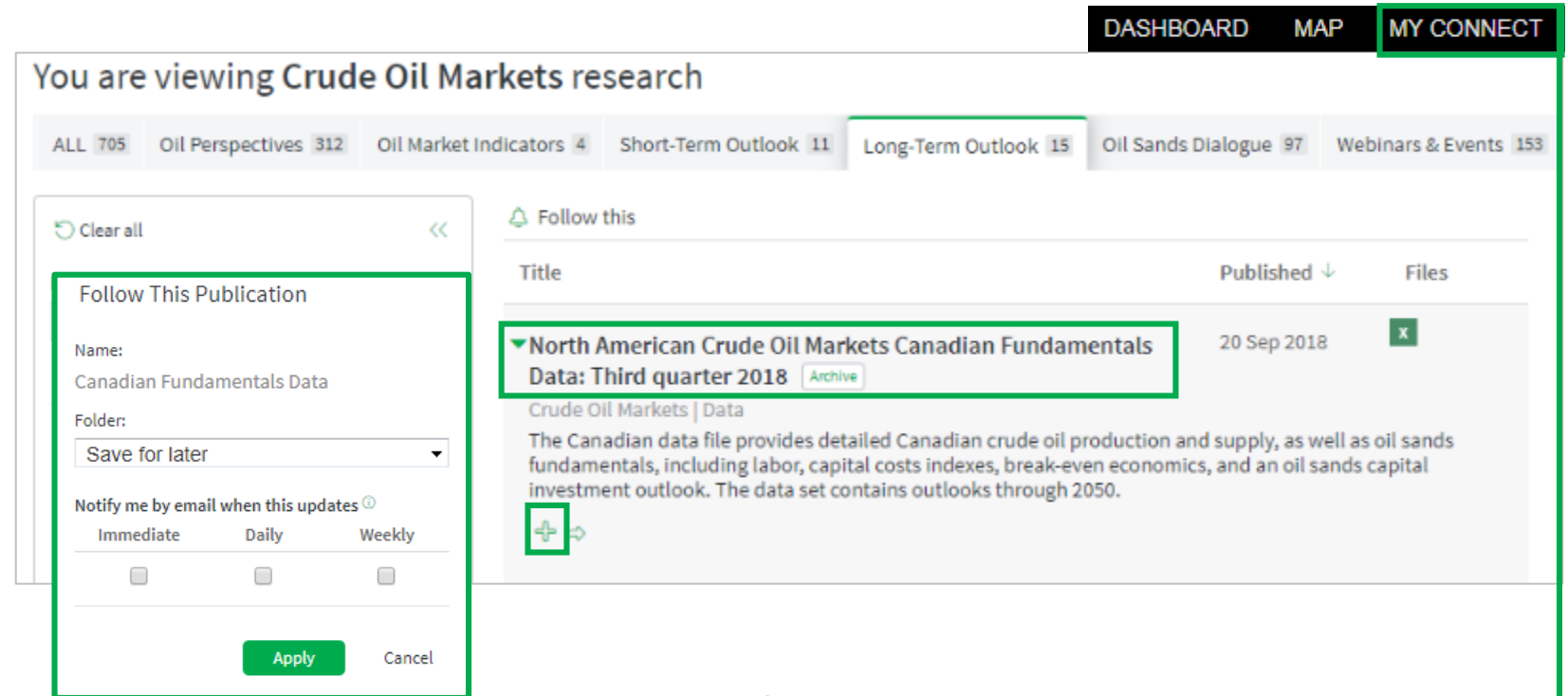
The screenshot shows the IHS Markit interface with the 'MY CONNECT' tab selected. A 'Follow This Page' dialog box is open, allowing users to name the page, select a folder (e.g., 'Save for later'), and choose an email alert frequency (Immediate, Daily, or Weekly). The background shows a list of research articles with a 'Follow this' button highlighted above the first article. On the right, the 'My Connect' navigation menu is visible, with 'Saved Pages' and 'European Oil Prices' highlighted.

Saved pages are placed in **My Connect** and in the **Saved Pages** section for easy retrieval and editing.

Customize Your Research: Save and Follow an Individual Document.

Save an individual document into **My Connect** and apply an email alert to be notified when that document is updated.

1. Hover over the title of the report and click on the green arrow. 
2. Click on the plus sign that appears at the bottom of the dropdown. 
3. In the **Follow This Publication** box that appears, select the **Save for later folder** or click into the dropdown to create your own folder.
4. Select your email alert preference and click **Apply**.
5. The **Archive** button next to the report title indicates that this is a recurring deliverable and an email alert can be set. Click into this button to group and view the historical reports. 



You are viewing Crude Oil Markets research

ALL 705 Oil Perspectives 312 Oil Market Indicators 4 Short-Term Outlook 11 Long-Term Outlook 15 Oil Sands Dialogue 97 Webinars & Events 153

Clear all

Follow This Publication

Name:
Canadian Fundamentals Data


Folder:
Save for later


Notify me by email when this updates ⓘ

Immediate Daily Weekly

Apply Cancel

Follow this

Title	Published ↓	Files
▼ North American Crude Oil Markets Canadian Fundamentals Data: Third quarter 2018 	20 Sep 2018	
Crude Oil Markets Data The Canadian data file provides detailed Canadian crude oil production and supply, as well as oil sands fundamentals, including labor, capital costs indexes, break-even economics, and an oil sands capital investment outlook. The data set contains outlooks through 2050.		

The folders and saved documents are placed in the **My Connect** section in the top, black menu bar. 

Energy Capabilities

Energy: Upstream Oil and Gas

Upstream Oil and Gas contains the following product capabilities. Click on topics of coverage.

- **E&P Terms and Above-Ground Risk:** Understand factors that affect ROI.
- **Plays and Basins:** Assess plays and basins, including development scenarios, competitive landscape analysis and success requirements.
- **Costs and Technology:** Find objective market intelligence, indexes and forecasts for upstream project costs, service and equipment sectors, and technology innovation.
- **Companies and Transactions:** Compare and benchmark company strategy, performance and valuation. Get insight into oil and gas mergers, acquisitions and divestitures.
- **Executive Dashboards:** Visualize and customize data.
- **Forced Change Study:** delivers analysis and expert guidance for Upstream leaders to navigate changes in investor sentiment.
- **Upstream Regional:** Browse research within your subscription by global region.

Agribusiness Automotive Chemical Economics Energy Life Sciences Maritime & Trade Risk Energy Advisory & EV				
Upstream Oil and Gas		Oil Markets, Midstream, and Downstream	Gas, Power, and Energy Futures	Mobility Portal
RESEARCH & DATA		TOOLS		RELATED
E&P Terms and Above-Ground Risk	Forced Change Study	E&P Attractiveness Ratings	Vantage	
Plays and Basins	Upstream Regional	Map	EDIN	
Costs and Technology	North America	Company Metrics	Enerdeq	
Companies and Transactions	Latin America	Transaction Analysis	Chemical	
Executive Dashboards	Asia Pacific	Assets on the Market	Country Risk	
Key Play Analytics		Energy Headline Analysis	Economics Costs and Prices	
M&A Analytics			IHS Markit Webinars & Events	
Upstream Company Analytics			CERAWeek Conversations	
Upstream Costs and Technology Analytics				

Energy: Oil Markets, Midstream, and Downstream

Oil Markets contains the following product capabilities. Click on topics of coverage.

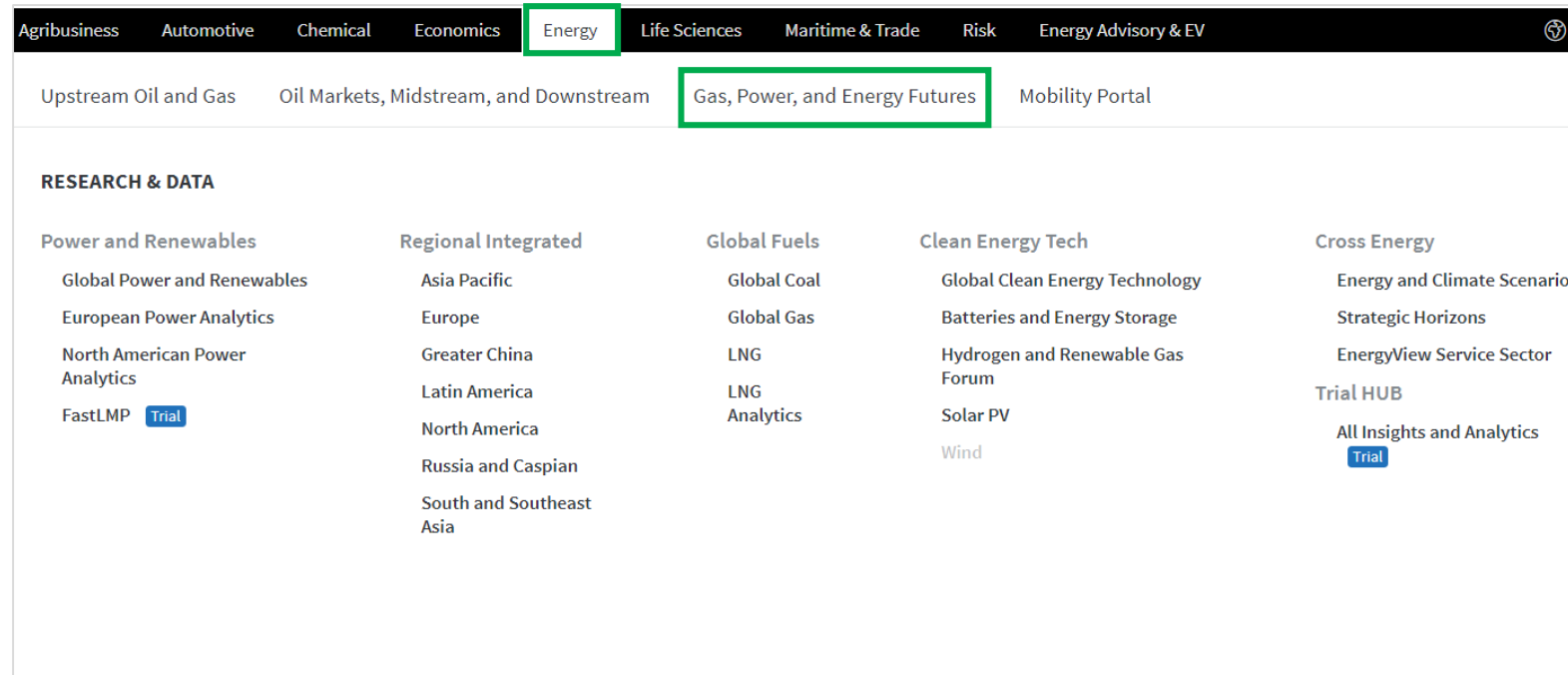
- **Crude Oil Markets:** Focuses on structural changes that shape the market & influence your business with a consolidated view on potential inflection points in oil markets & signposts.
- **Refining and Marketing:** Provides country demand projections for fuels, refinery capacity, crude & feedstock qualities, throughput & utilization, retail fuel volumes & distribution, and lubricants analysis & data.
- **Midstream Oil and NGL:** Shows market value & impact of petchem feedstock demand growth for sellers & producers of NGL, and identifies evolving LPG trade patterns & impact on pricing & shipping.
- **Company Strategies and Performance:** Allows you to benchmark the refining & marketing businesses and strategies of major downstream operators.

Agribusiness	Automotive	Chemical	Economics	Energy	Life Sciences	Maritime & Trade	Risk	Energy Advisory & EV
Upstream Oil and Gas	Oil Markets, Midstream, and Downstream			Gas, Power, and Energy Futures	Mobility Portal			
RESEARCH & DATA								
Crude Oil Markets		Refining and Marketing			Midstream Oil and NGLs		Company Strategies & Performance	
Oil Perspectives		Refining & Marketing Perspectives		Waterborne LPG		Energy Infrastructure and Markets		
Oil Market Indicators		Short-Term Outlook		Weekly Outlook		Midstream Infrastructure Update		
Short-Term Outlook		Long-Term Outlook		Short-Term Outlook		Oil Terminal Analytics		
Long-Term Outlook		Downstream Market Profiles		Long-Term Outlook				
Oil Supply Analytics		Refinery Cost & Margin Analytics		NGL Perspectives				
Oil Sands Dialogue		Biofuels		Petrochemical Feedstocks				
		Retail						
		Lubricants						
		Base Oils						

Energy: Gas, Power, and Energy Futures

Gas, Power, and Energy Futures contains the following product capabilities. Click on topics of coverage.

- **Power and Renewables:** Analysis and data on market fundamentals, the policy landscape, and changing consumer demands.
- **Regional Integrated:** Critical insight, strategic analysis, data, and integrated energy outlooks out to 2050 for conventional and renewable power, gas, LNG and coal markets. Provides market fundamentals globally as well as regionally.
- **Global Fuels:** Includes **Global Coal, Global Gas, LNG and LNG Analytics** for timely market analysis and data.
- **Clean Energy Tech:** Market intelligence of the important technologies shaping the energy transition. Includes a continuous flow of data, forecasts, insight and analytics tools to track and understand how technologies develop and their impact on the industry.
- **Cross Energy:** Products featuring cross-sector analysis and data on the changing energy landscape.
- **Trial HUB:** Browse selected Gas, Power and Energy Future research outside of your subscription.



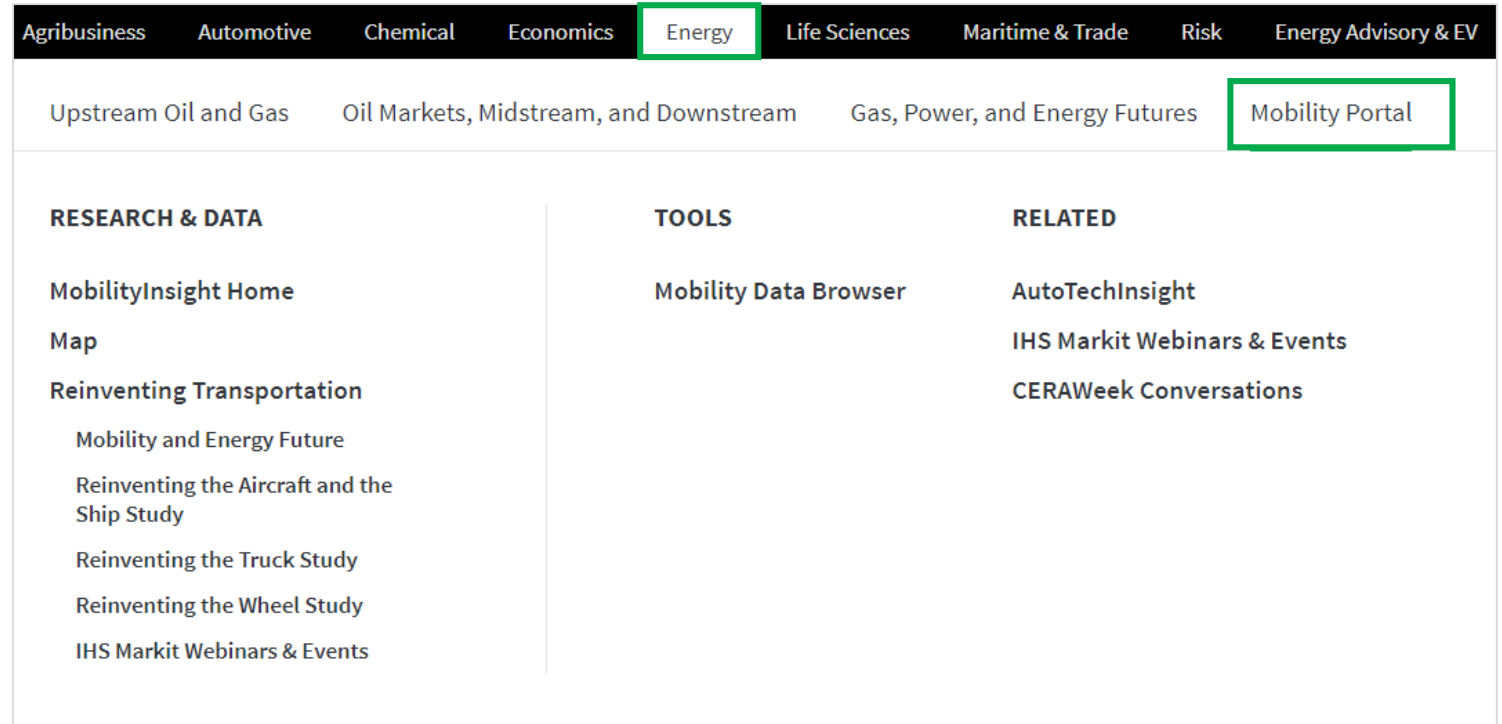
The screenshot shows the IHS Markit website navigation menu. The 'Energy' tab is highlighted in green. Below it, the 'Gas, Power, and Energy Futures' sub-tab is also highlighted in green. The main content area is titled 'RESEARCH & DATA' and is organized into five columns:

Power and Renewables	Regional Integrated	Global Fuels	Clean Energy Tech	Cross Energy
Global Power and Renewables	Asia Pacific	Global Coal	Global Clean Energy Technology	Energy and Climate Scenarios
European Power Analytics	Europe	Global Gas	Batteries and Energy Storage	Strategic Horizons
North American Power Analytics	Greater China	LNG	Hydrogen and Renewable Gas Forum	EnergyView Service Sector
FastLMP Trial	Latin America	LNG Analytics	Solar PV	Trial HUB
	North America		Wind	All Insights and Analytics Trial
	Russia and Caspian			
	South and Southeast Asia			

Energy: Mobility Portal

Focus on **Research and Data** destinations within that topic area. **Mobility Portal** contains the following topics of coverage:

- **MobilityInsight Home:** Latest reports, headline analysis, and Mobility forecast dynamic chart.
- **Map:** The Mobility city map features 90 cities rated according to attractiveness for new mobility services. The overall rating is based on seven key criteria that can be tracked in a full interactive global map.
- **Reinventing Transportation:**
 - **Mobility and Energy Future:** Provides analysis and data to understand how regulations, technology, new business models, and consumers are impacting oil, energy demand, and the automotive industry plus its supply chain.
 - **Reinventing the Aircraft and the Ship Study:** Examines how policy, technology and societal change will drive change in the demand for aviation and shipping and propulsion choices.
 - **Reinventing the Truck Study:** Combines supply chain, automotive, and energy expertise to identify and address the major unknowns facing the industry.
 - **Reinventing the Wheel:** A multiclient study to understand the forces driving change in the automotive ecosystem.



The screenshot shows the IHS Markit Energy Mobility Portal navigation menu. The 'Energy' tab is highlighted in the top navigation bar. Below it, the 'Mobility Portal' link is highlighted in a sub-menu. The main content area is divided into three columns: RESEARCH & DATA, TOOLS, and RELATED.

RESEARCH & DATA	TOOLS	RELATED
<ul style="list-style-type: none"> MobilityInsight Home Map Reinventing Transportation <ul style="list-style-type: none"> Mobility and Energy Future Reinventing the Aircraft and the Ship Study Reinventing the Truck Study Reinventing the Wheel Study IHS Markit Webinars & Events 	<ul style="list-style-type: none"> Mobility Data Browser 	<ul style="list-style-type: none"> AutoTechInsight IHS Markit Webinars & Events CERAWeek Conversations

Energy: Energy Advisory and EV (EnergyView)

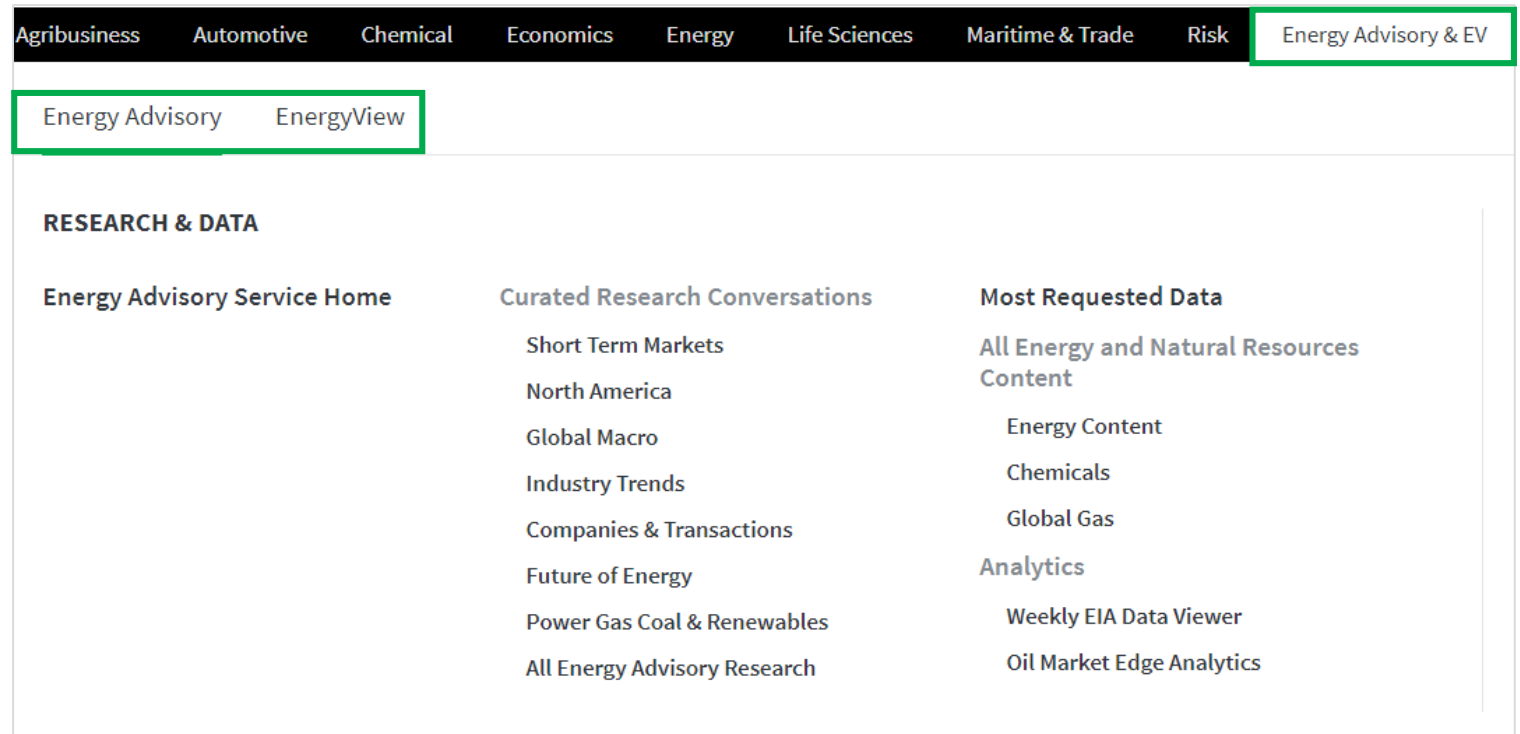
Focus on **Research and Data** destinations within that topic area. **Energy Advisory & EV** contains the following topics of coverage for **Financial clients**:

- **Energy Advisory**

- **Energy Advisory Service Home:** Comprehensive analysis tailored for companies engaged in energy investments.
- **Curated Research Conversations:** Quickly browse research by topics important to the financial community.
- **More Requested Data:** Quickly access key data files and analysis.
- **All Energy and Natural Resources Content:** Browse all research for Energy, Chemicals and Global Gas.
- **Analytics:** Customizable data tool to quickly analyze the EIA Weekly Petroleum Status Report.

- **EnergyView:** Features three subscription-based offerings designed to serve Private Equity and Investment Bank teams that require access to deep-sector expertise and long-term energy research agenda:

- **Oil & Gas - North America**
- **Gas, Power, Renewables**
- **Oil & Gas – Global**



Agribusiness	Automotive	Chemical	Economics	Energy	Life Sciences	Maritime & Trade	Risk	Energy Advisory & EV
				Energy Advisory	EnergyView			
RESEARCH & DATA								
Energy Advisory Service Home			Curated Research Conversations			Most Requested Data		
			Short Term Markets			All Energy and Natural Resources Content		
			North America			Energy Content		
			Global Macro			Chemicals		
			Industry Trends			Global Gas		
			Companies & Transactions			Analytics		
			Future of Energy			Weekly EIA Data Viewer		
			Power Gas Coal & Renewables			Oil Market Edge Analytics		
			All Energy Advisory Research					

Contact Us

For questions or assistance, contact our Customer Care team.

Schedule a complimentary Connect training:

IHSConnectTraining@ihsmarkit.com

Access IHS Markit Connect anywhere, anytime for the information, insight and analytics necessary to make critical decisions. Download the free Connect [iPad](#) and [Smartphone](#) apps to your mobile device.



Americas:

+1 800 IHS-CARE (+1 800 447-2273)
Mon. to Fri. 0800 to 1800 MDT (GMT -6hrs)
Email: customercare@ihsmarkit.com

Europe, Middle East & Africa:

+44 (0) 1344 328 300
Mon. to Fri. 0800 to 1800 BST (GMT +1h)
Email: customercare@ihsmarkit.com

Asia Pacific:

+604 291 3600
Mon. to Fri. 0800 to 1800 MYT (GMT +8hrs)
Email: customercare@ihsmarkit.com