



Oil Markets, Midstream & Downstream

Connect™ User Guide

2020

Table of Contents

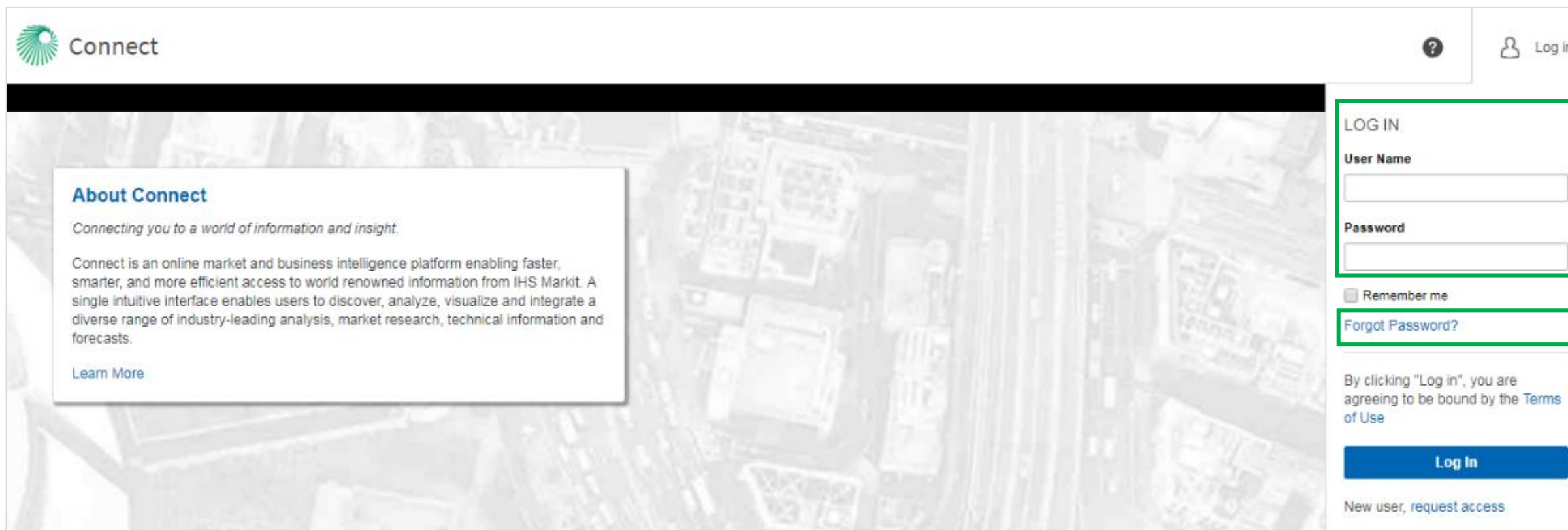
- [Connect Login Instructions](#)
- [Energy Menu & Research Page Navigation](#)
- [Customize Your Research](#) (Email alerts and saved research)
- Oil Markets Midstream & Downstream Capabilities
 - > [Crude Oil Markets](#)
 - > [Midstream Oil & NGLS](#)
 - > [Refining & Marketing](#)
 - > [Global Lubricants](#)
 - > [Global Base Oils Service](#)
 - > [Refining Cost & Margin Analytics](#)
 - > [Biofuels Value Chain Service](#)
 - > [Company Strategies & Performance](#)
- [Contact Us](#)


Connect Login Instructions



Connect Login Instructions

Go to connect.ihsmarkit.com and log in with your Username and Password.

Click on 'Forgot Password?' to reset your password.



 Connect

  Log in

About Connect

Connecting you to a world of information and insight.

Connect is an online market and business intelligence platform enabling faster, smarter, and more efficient access to world renowned information from IHS Markit. A single intuitive interface enables users to discover, analyze, visualize and integrate a diverse range of industry-leading analysis, market research, technical information and forecasts.

[Learn More](#)

LOG IN

User Name

Password

☐ Remember me

[Forgot Password?](#)

By clicking "Log in", you are agreeing to be bound by the [Terms of Use](#)

[Log In](#)

[New user, request access](#)

Connect New User Registration

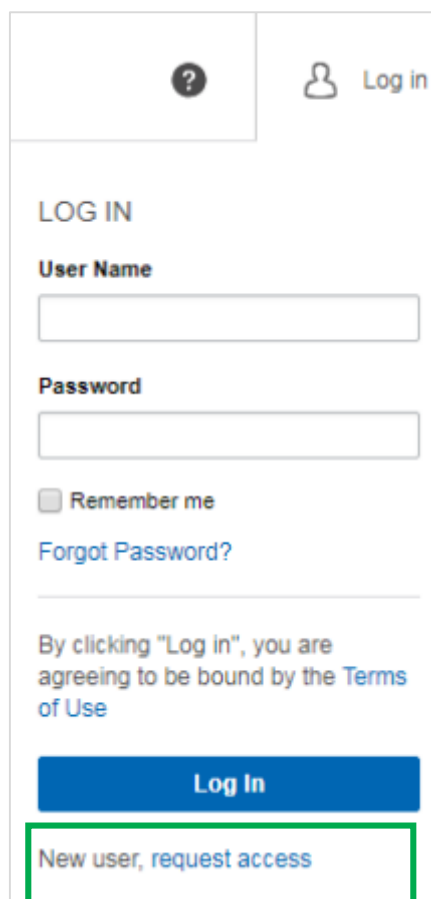
Go to connect.ihsmarkit.com and request access.



Follow 4 steps for Connect registration

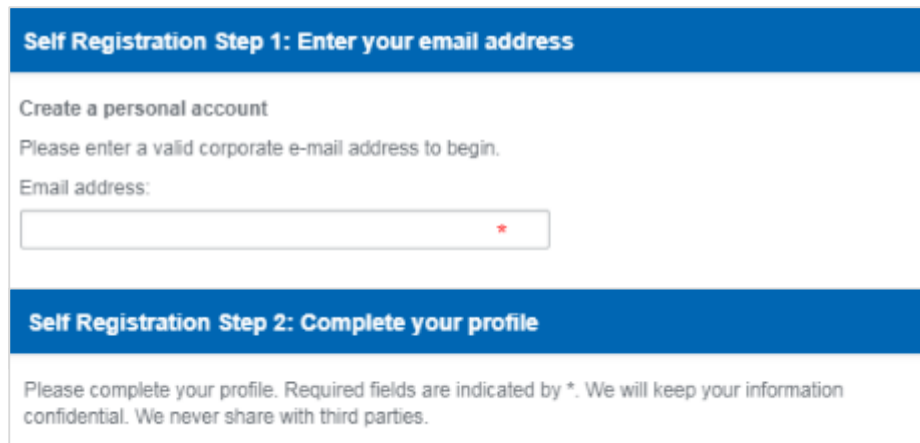
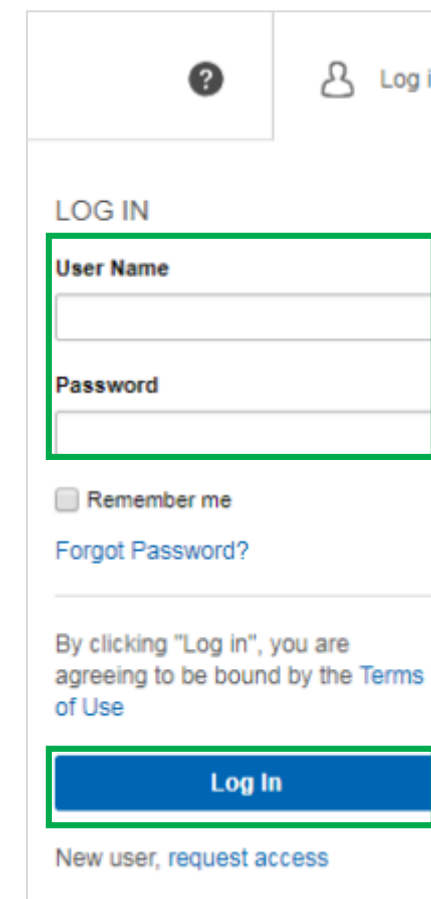


Go to connect.ihsmarkit.com and login



1. Enter your corporate email address.
2. Complete your profile. (Enter Connect in the Product Used field)
3. Accept the terms of service.
4. Complete Your Registration

Once you are provided with access, you will receive an email confirmation from customercare@ihsmarkit.com with your login instructions.

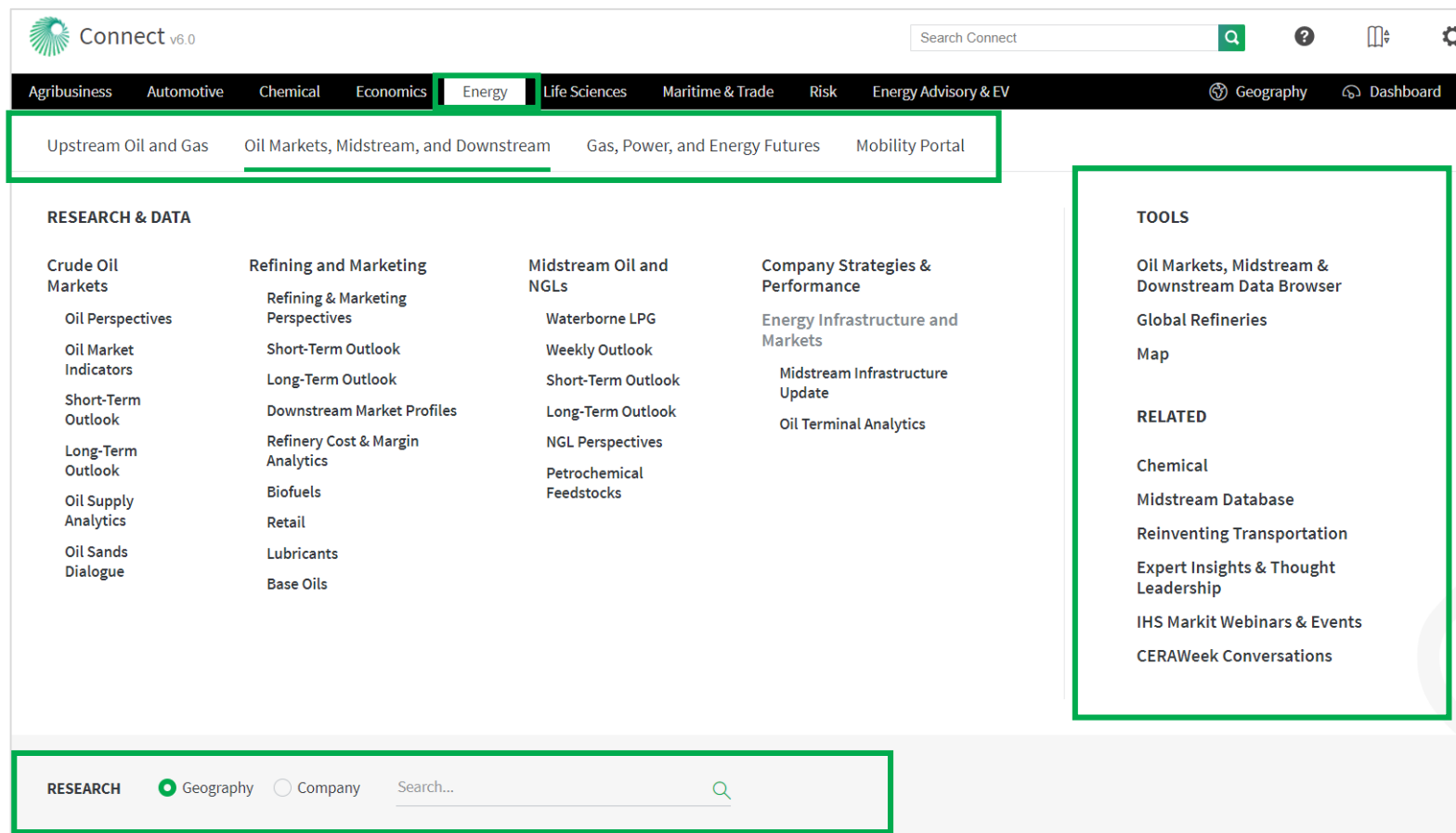



Energy Menu and Research Page Navigation

Energy Menu Navigation

Hover over **Energy** in the black menu bar to browse Energy research and analysis.

Top navigation features tabs by energy sector.



The screenshot displays the IHS Markit Connect v6.0 interface. At the top, a black navigation bar contains various sectors: Agribusiness, Automotive, Chemical, Economics, **Energy** (highlighted with a green box), Life Sciences, Maritime & Trade, Risk, and Energy Advisory & EV. To the right of this bar are icons for Geography, Dashboard, and a search bar labeled 'Search Connect'. Below the black bar, a white sub-menu is visible, featuring four tabs: 'Upstream Oil and Gas', 'Oil Markets, Midstream, and Downstream' (highlighted with a green box), 'Gas, Power, and Energy Futures', and 'Mobility Portal'. The main content area is divided into two columns. The left column, titled 'RESEARCH & DATA', lists various topics under four categories: Crude Oil Markets, Refining and Marketing, Midstream Oil and NGLs, and Company Strategies & Performance. The right column, titled 'TOOLS', lists 'Oil Markets, Midstream & Downstream Data Browser', 'Global Refineries', and 'Map'. Below these, a 'RELATED' section lists 'Chemical', 'Midstream Database', 'Reinventing Transportation', 'Expert Insights & Thought Leadership', 'IHS Markit Webinars & Events', and 'CERAWeek Conversations'. At the bottom, a white bar contains a 'RESEARCH' tab, radio buttons for 'Geography' (selected) and 'Company', a search bar labeled 'Search...', and a magnifying glass icon. A green box highlights the 'Geography' and 'Company' options, and a green arrow points to the 'Company' option.

Quick access to relevant **Tools, Related Products and Platforms, and Events.**

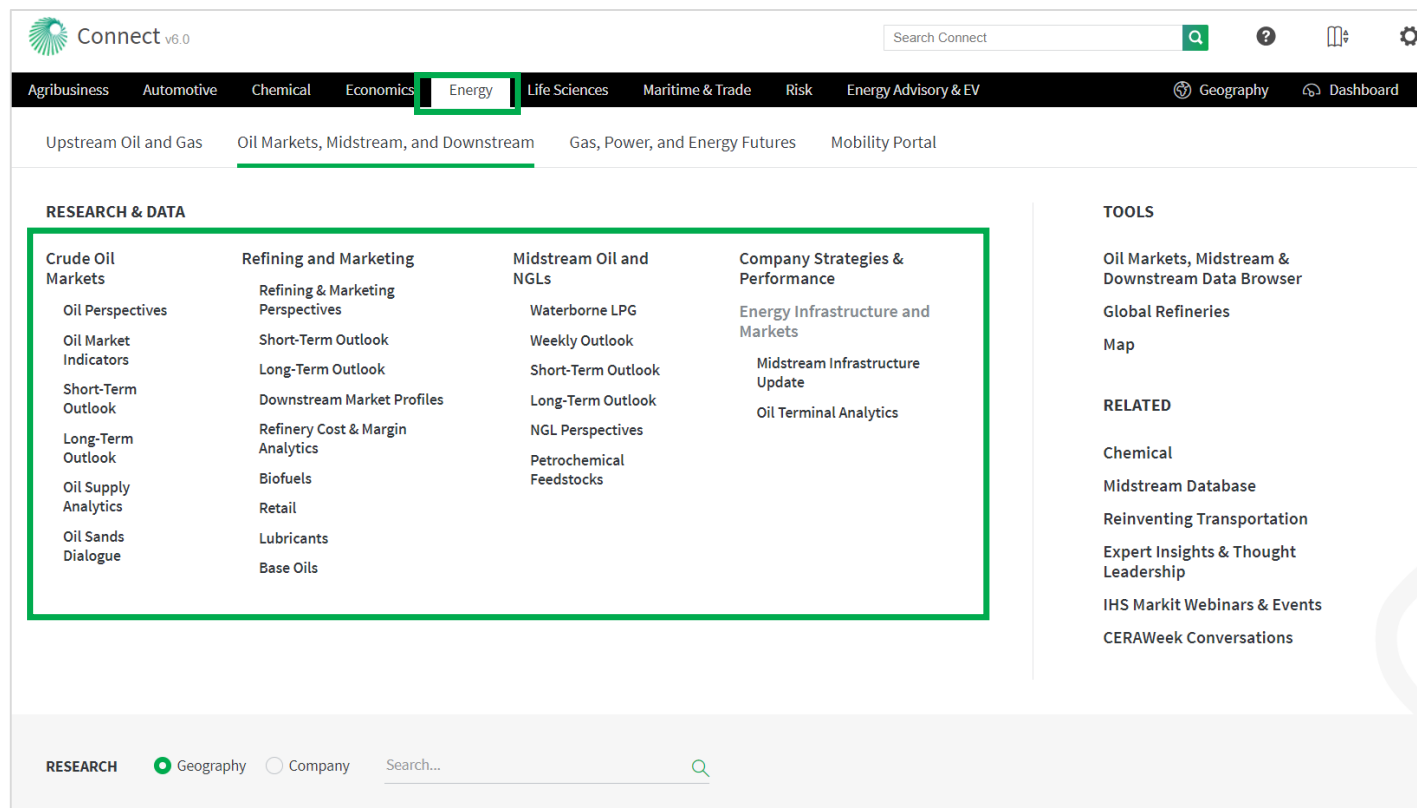
Direct access to **Country or Company** pages.

Menu options will appear based on the user's access or company subscription.

Energy: Oil Markets, Midstream, and Downstream

Focus on **Research and Data** destinations within that topic area. **Oil Markets** contains the following topics of coverage:

- **Crude Oil Markets:** Focuses on structural changes that shape the market & influence your business with a consolidated view on potential inflection points in oil markets & signposts.
- **Refining and Marketing:** Provides country demand projections for fuels, refinery capacity, crude & feedstock qualities, throughput & utilization, retail fuel volumes & distribution, and lubricants analysis & data.
- **Midstream Oil and NGL:** Shows market value & impact of petchem feedstock demand growth for sellers & producers of NGL, and identifies evolving LPG trade patterns & impact on pricing & shipping.
- **Company Strategies and Performance:** Allows you to benchmark the refining & marketing businesses and strategies of major downstream operators.



Connect v6.0

Search Connect

Agribusiness Automotive Chemical Economics **Energy** Life Sciences Maritime & Trade Risk Energy Advisory & EV

Upstream Oil and Gas **Oil Markets, Midstream, and Downstream** Gas, Power, and Energy Futures Mobility Portal

RESEARCH & DATA

Crude Oil Markets	Refining and Marketing	Midstream Oil and NGLs	Company Strategies & Performance
Oil Perspectives	Refining & Marketing Perspectives	Waterborne LPG	Energy Infrastructure and Markets
Oil Market Indicators	Short-Term Outlook	Weekly Outlook	Midstream Infrastructure Update
Short-Term Outlook	Long-Term Outlook	Short-Term Outlook	Oil Terminal Analytics
Long-Term Outlook	Downstream Market Profiles	Long-Term Outlook	
Oil Supply Analytics	Refinery Cost & Margin Analytics	NGL Perspectives	
Oil Sands Dialogue	Biofuels	Petrochemical Feedstocks	
	Retail		
	Lubricants		
	Base Oils		

TOOLS

- Oil Markets, Midstream & Downstream Data Browser
- Global Refineries
- Map

RELATED

- Chemical
- Midstream Database
- Reinventing Transportation
- Expert Insights & Thought Leadership
- IHS Markit Webinars & Events
- CERAWeek Conversations

RESEARCH ☒ Geography ☐ Company Search...

Energy Research Page Navigation

Research and Data are organized within **topical tabs** to instantly narrow down your search.

Keyword search and relevant filter options.

You are viewing **Crude Oil Markets** research

ALL 999+ Oil Perspectives 333 Oil Market Indicators 387 Short-Term Outlook 12 Long-Term Outlook 15 Oil Supply Analytics 21 Oil Sands Dialogue 113 Webinars & Events 180

Clear all

Refine results by:

Keyword

GEOGRAPHY:

- ☐ Africa
- ☐ Asia
- ☐ CIS
- ☐ Europe
- ☐ Latin America
- ☐ Middle East
- ☐ North America

TOPIC & CONCEPT:

- ☐ Analytics
- ☐ Company & Organization Type
- ☐ Company Performance Metrics
- ☐ Costs & Expenditures
- ☐ Forecast
- ☐ Geophysical Attribute
- ☐ Long-term
- ☐ Market Analysis

Follow this

Title	Published ↓	Files
IHS Markit Webinar: Global shocks—Oil market repercussions and outlook	19 Mar 2020	
North American Crude Oil Market Briefing: 25 February 2020, Calgary, Alberta	26 Feb 2020	
Global Fundamentals Crude Oil Markets Price Long-Term Outlook - 1st Quarter 2020 Archive	21 Feb 2020	X
Asia and Middle East Crude Oil Markets Price Long-Term Outlook - 1st Quarter 2020 Archive	21 Feb 2020	X
Europe, CIS and Africa Crude Oil Markets Price Long-Term Outlook - 1st Quarter 2020 Archive	21 Feb 2020	X
Latin America Crude Oil Markets Price Long-Term Outlook - 1st Quarter 2020 Archive	21 Feb 2020	X
North America Crude Oil Markets Price Long-Term Outlook - 1st Quarter 2020 Archive	21 Feb 2020	X

Primary Tools

- Oil Markets, Midstream & Downstream Data Browser
- Crude Oil Markets Annual Strategic Workbook Analytics Tool
- Crude Oil Supply Analytics Tool
- EIA Weekly Data Viewer **NEW**

Analytics and Charts

Related Tools and Platforms

Methodology & Glossary

Expert Directory

Saved Pages

Relevant **Data tools, Charts, and other Resources..**




View and quickly access **research and insights.**

Customize Your Research

Email alert options and your saved research.

Customize Your Research: Save and Follow an Individual Document.

Save an individual document into **My Connect** and apply an email alert to be notified when that document is updated.

1. Hover over the title of the report and click on the green arrow. 
2. Click on the plus sign that appears at the bottom of the dropdown. 
3. In the **Follow This Publication** box that appears, select the **Save for later** folder or click into the dropdown to create your own folder.
4. Select your email alert preference and click **Apply**.
5. The **Archive** button next to the report title indicates that this is a recurring deliverable and an email alert can be set. Click into this button to group and view the historical reports. 

You are viewing **Crude Oil Markets** research

DASHBOARD MAP **MY CONNECT**

ALL 999+ Oil Perspectives 390 Oil Market Indicators 425 Short-Term Outlook 13 Long-Term Outlook 15 Oil Supply Analytics 21 Oil Sands Dialogue 127 Webinars & Events 216

Clear all <<

Refine results by:

Keyword

GEOGRAPHY:

☐ Africa

☐ Asia

☐ Follow This Publication

Name:

☐ Long Term Price Outlook Asia and Middle East










Folder:

Notify me by email when this updates ⓘ

Immediate ☐ Daily ☐ Weekly ☐

Apply Cancel

Follow this

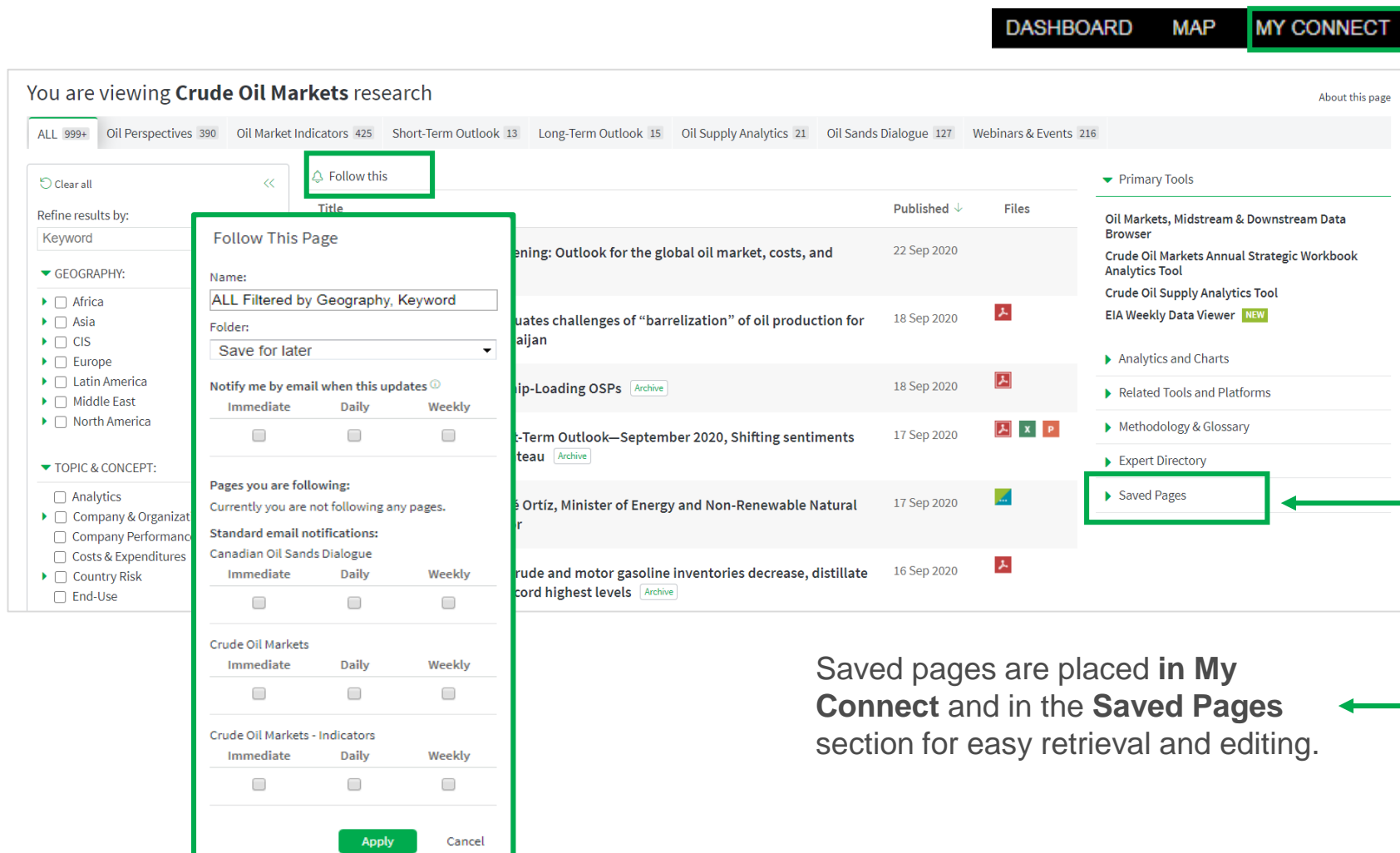
Title	Published ↓	Files
▼ Asia and Middle East Crude Oil Markets Price Long-Term Outlook - 3rd Quarter 2020 Archive	04 Sep 2020	  
Crude Oil Markets Scheduled Update IHS Markit Asia and Middle East crude oil markets price update through 2050. This Excel file provides our latest long term forecast, which is aligned closely to our July 2020 short term outlook. The companion PowerPoint briefing report, which provides key takeaways, analysis and the methodology used to develop IHS Markit Energy's long term crude oil price and refining analysis, is now available. Special Notice: Key updates in this quarter's forecast cycle of special note include: Global oil market fundamentals have improved, setting the stage for a slow improvement in prices. Months from the April nadir, a more rapid recovery in oil demand depends on a COVID-19 containment. US supply: Dramatic spending cuts mean that output is headed lower through 2021. Oil prices will gradually move higher in the 2020s to incentivize a resumption of US (and other) supply growth. COVID-19 is the main contributor to refining margins remaining at or below cash-breakeven in the near-term. Marginal improvement in 2021 is followed by a period of poor margins accelerating forward refinery capacity rationalization. Brent-WTI spread in 2020-2021 is expected to be more narrow than in recent years but widens over time as US production and exports recover. The pace of crude runs growth will slow down in 2030-2035, before peaking in 2037 and moving into a decline in the last decade of the forecast as demand for motor fuels wanes. Between 2037 and 2050, crude runs are expected to fall by 3.6 MMB.		
North America Crude Oil Markets Price Long-Term Outlook - 3rd Quarter 2020	04 Sep 2020	  
Europe, CIS and Africa Crude Oil Markets Price Long-Term Outlook - 3rd Quarter 2020	31 Aug 2020	  

The folders and saved documents are placed in the **My Connect** section in the top, black menu bar.

Customize Your Research: Save and Follow a Research Page

Save a research page into **My Connect** and apply an email alert to be notified when your page is updated.

1. Apply filters or a key word search on a research page.
2. Click on **Follow this** above the results listing.
3. In the **Follow This Page** box that appears, **Name** your page and select the **Save for later** folder, or click into the dropdown to create your own folder.
4. Select your email alert frequency.
5. Click **Apply**.



The screenshot displays the IHS Markit research interface. At the top, navigation tabs include **DASHBOARD**, **MAP**, and **MY CONNECT**. The main content area shows research results for **Crude Oil Markets**. A **Follow this** button is highlighted above the results. A **Follow This Page** dialog box is open, allowing users to name the page (e.g., "ALL Filtered by Geography, Keyword"), select a folder (e.g., "Save for later"), and choose an email alert frequency (Immediate, Daily, or Weekly). The dialog also shows a list of pages currently being followed, including "Crude Oil Markets" and "Crude Oil Markets - Indicators". On the right sidebar, under **Primary Tools**, the **Saved Pages** section is highlighted, indicating where saved pages are stored.

You are viewing **Crude Oil Markets** research

ALL 999+ Oil Perspectives 390 Oil Market Indicators 425 Short-Term Outlook 13 Long-Term Outlook 15 Oil Supply Analytics 21 Oil Sands Dialogue 127 Webinars & Events 216

Clear all

Refine results by:

Keyword

▼ GEOGRAPHY:

- ☐ Africa
- ☐ Asia
- ☐ CIS
- ☐ Europe
- ☐ Latin America
- ☐ Middle East
- ☐ North America

▼ TOPIC & CONCEPT:

- ☐ Analytics
- ☐ Company & Organization
- ☐ Company Performance
- ☐ Costs & Expenditures
- ☐ Country Risk
- ☐ End-Use

Follow This Page

Name:

ALL Filtered by Geography, Keyword

Folder:

Save for later

Notify me by email when this updates

Immediate Daily Weekly

Pages you are following:

Currently you are not following any pages.

Standard email notifications:

Canadian Oil Sands Dialogue

Immediate Daily Weekly

Crude Oil Markets

Immediate Daily Weekly

Crude Oil Markets - Indicators

Immediate Daily Weekly

Apply Cancel

Primary Tools

- Oil Markets, Midstream & Downstream Data Browser
- Crude Oil Markets Annual Strategic Workbook Analytics Tool
- Crude Oil Supply Analytics Tool
- EIA Weekly Data Viewer **NEW**

Analytics and Charts

Related Tools and Platforms

Methodology & Glossary

Expert Directory

Saved Pages

Saved pages are placed in **My Connect** and in the **Saved Pages** section for easy retrieval and editing.

My Connect

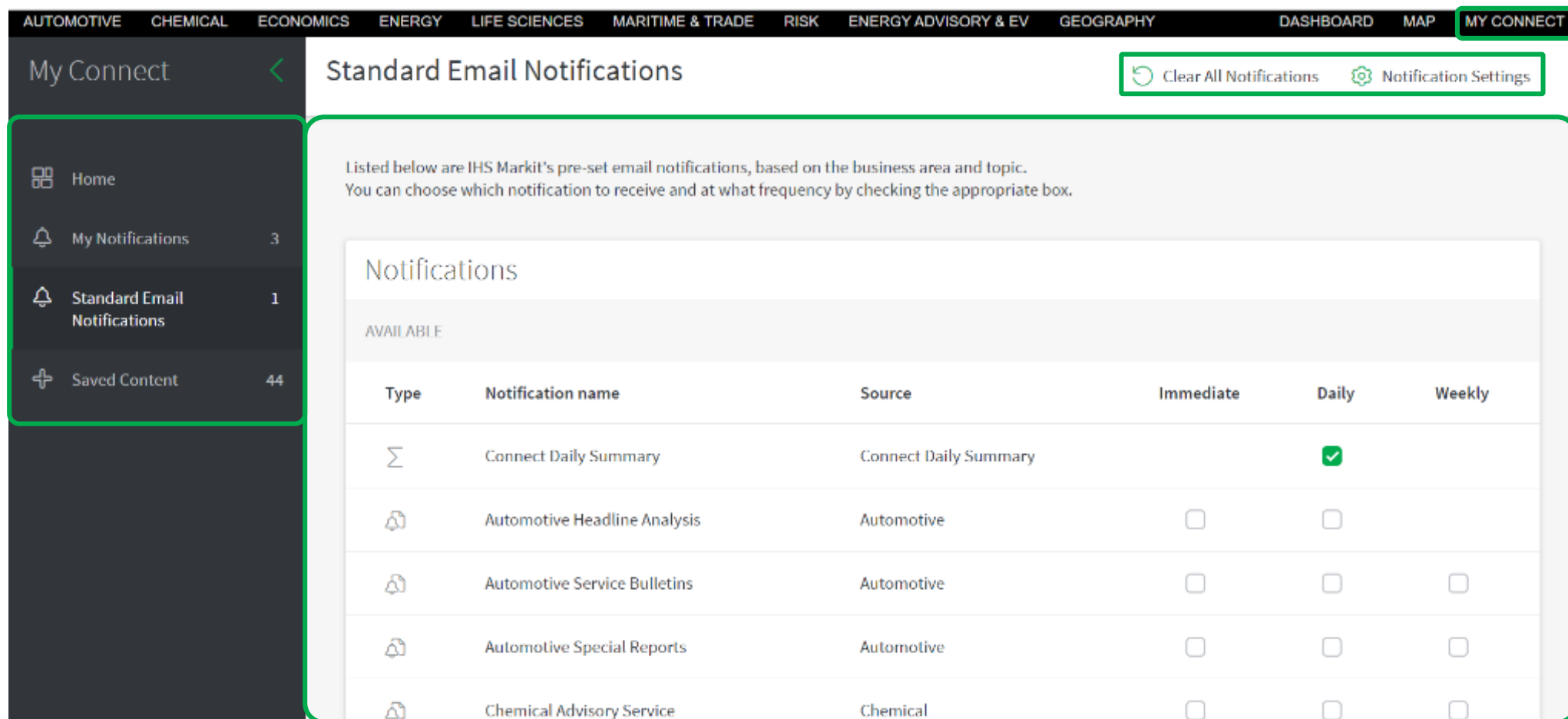
Click on **My Connect** in the black menu bar to manage **Email Notifications** and retrieve **Saved Content**.

Home: View your selected notifications and latest saved content.

My Notifications: View your selected email notifications by type (Immediate, Daily, Weekly)

Standard Email Notifications: A listing of all available email notifications within your subscription.

Saved Content: Retrieve and edit your saved content by type and folder.



The screenshot shows the IHS Markit My Connect interface. At the top is a black navigation bar with various categories: AUTOMOTIVE, CHEMICAL, ECONOMICS, ENERGY, LIFE SCIENCES, MARITIME & TRADE, RISK, ENERGY ADVISORY & EV, GEOGRAPHY, DASHBOARD, MAP, and MY CONNECT (highlighted). Below this is a dark grey sidebar with 'My Connect' at the top and a list of options: Home, My Notifications (3), Standard Email Notifications (1), and Saved Content (44). The main content area is titled 'Standard Email Notifications' and includes a 'Clear All Notifications' button and a 'Notification Settings' button. A text block states: 'Listed below are IHS Markit's pre-set email notifications, based on the business area and topic. You can choose which notification to receive and at what frequency by checking the appropriate box.' Below this is a table titled 'Notifications' with a sub-header 'AVAILABLE'.

Type	Notification name	Source	Immediate	Daily	Weekly
Σ	Connect Daily Summary	Connect Daily Summary		<input checked="" type="checkbox"/>	
	Automotive Headline Analysis	Automotive	<input type="checkbox"/>	<input type="checkbox"/>	
	Automotive Service Bulletins	Automotive	<input type="checkbox"/>	<input type="checkbox"/>	<input type="checkbox"/>
	Automotive Special Reports	Automotive	<input type="checkbox"/>	<input type="checkbox"/>	<input type="checkbox"/>
	Chemical Advisory Service	Chemical	<input type="checkbox"/>	<input type="checkbox"/>	<input type="checkbox"/>

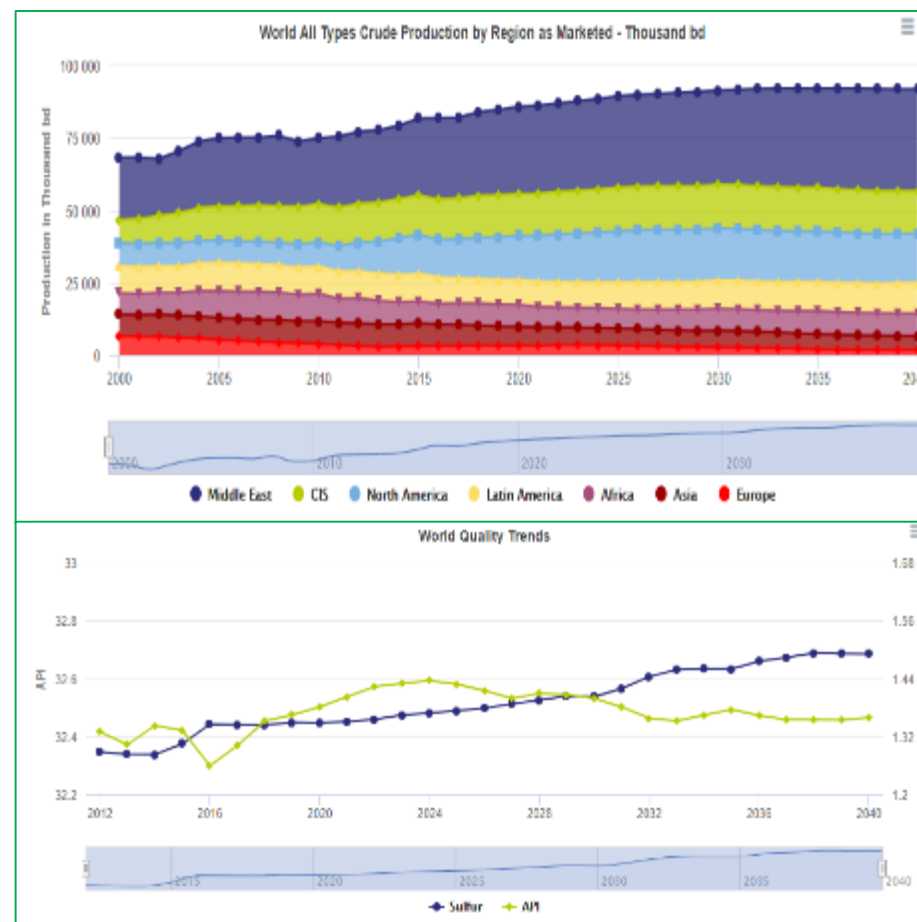
Crude Oil Markets

Crude Oil Markets

- **Reports & Client Briefings:** Weekly briefings and analysis on key oil market data releases and monthly & quarterly briefings on global & regional crude oil markets
- **Price Outlook:** 2 year crude oil price outlook updated monthly, 25 year long-term outlook updated quarterly
- **Annual Strategic Planning Workbook:** Detailed long-term outlooks (25 years) for crude oil and condensate demand, production and trade
- **Periodic Reports:** Insight on key business trends & critical issues, focusing on long-term implications
- **IHS Markit Connect:** Business and market intelligence platform to access, query, visualize, and analyze IHS Markit research and data

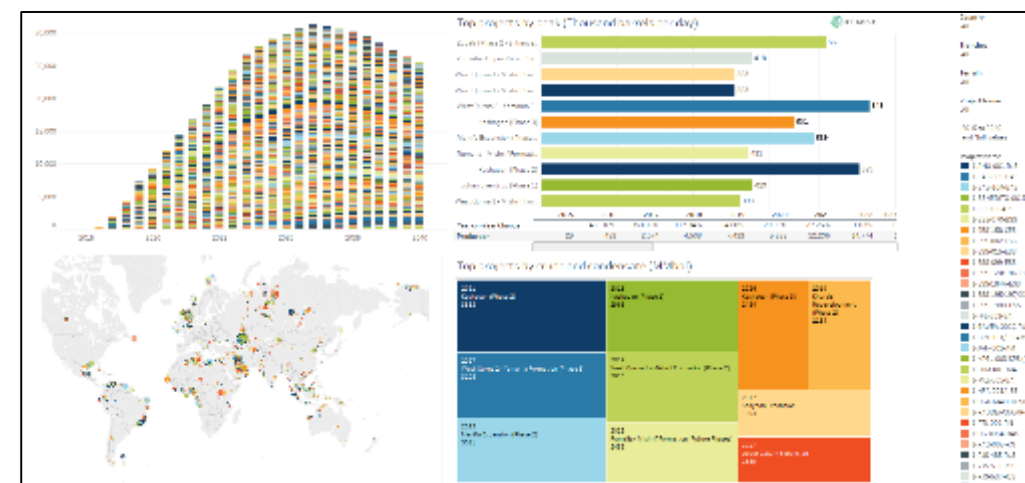
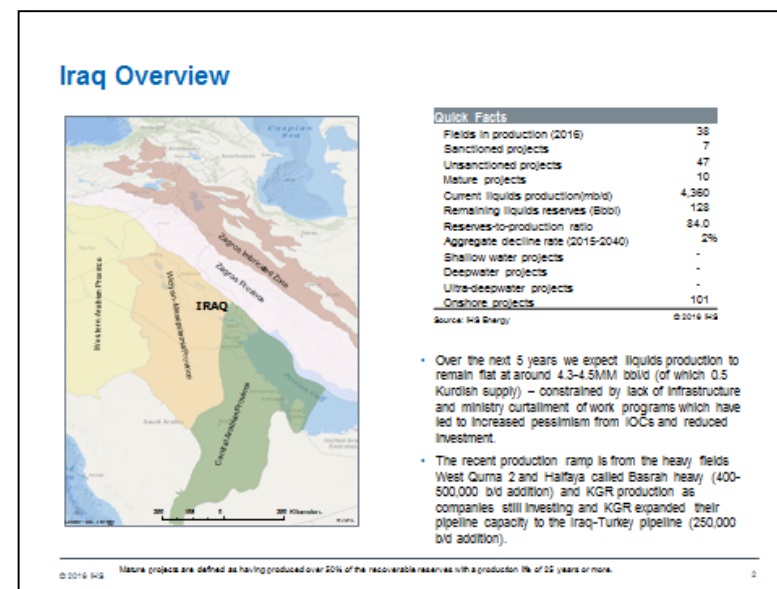
Benefits:

- Understand short & long-term crude price forecasts
- Meet wide range of needs: time horizon, region, commodity etc.
- Track crude oil supply & demand, globally & by region
- Assess effects of economic, geopolitical & policy developments in price setting
- Anticipate critical turning points in the crude oil markets
- Access lead researchers & global network of experts directly, through interactive & on-demand webinars & yearly member events



Crude Oil Supply Analytics Deliverables

- Frequency: quarterly
- Product capabilities & deliverables:
 - > ~10 page PowerPoint decks for **21 priority countries** (80% of global production)
 - Statistical field overview
 - Assumptions & above ground risks underpinning forecasts
 - Analysis of base declines by basin, complex or major field
 - Analysis on major projects by fields or complex
 - > Excel deliverable:
 - Global annual breakeven price tranche by major country
 - Global annual terrain breakouts (onshore, shallow, deepwater, ultra-deepwater) by major country
 - > Tableau dashboard breaking out supply in different dimensions by country, terrain operator, breakeven tranche, fields, projects
 - > ****Excel & Tableau deliverables cover 100% of global production, PPT deliverables focus on the key 80%**



SUPPLY by BEP

Above ground risks

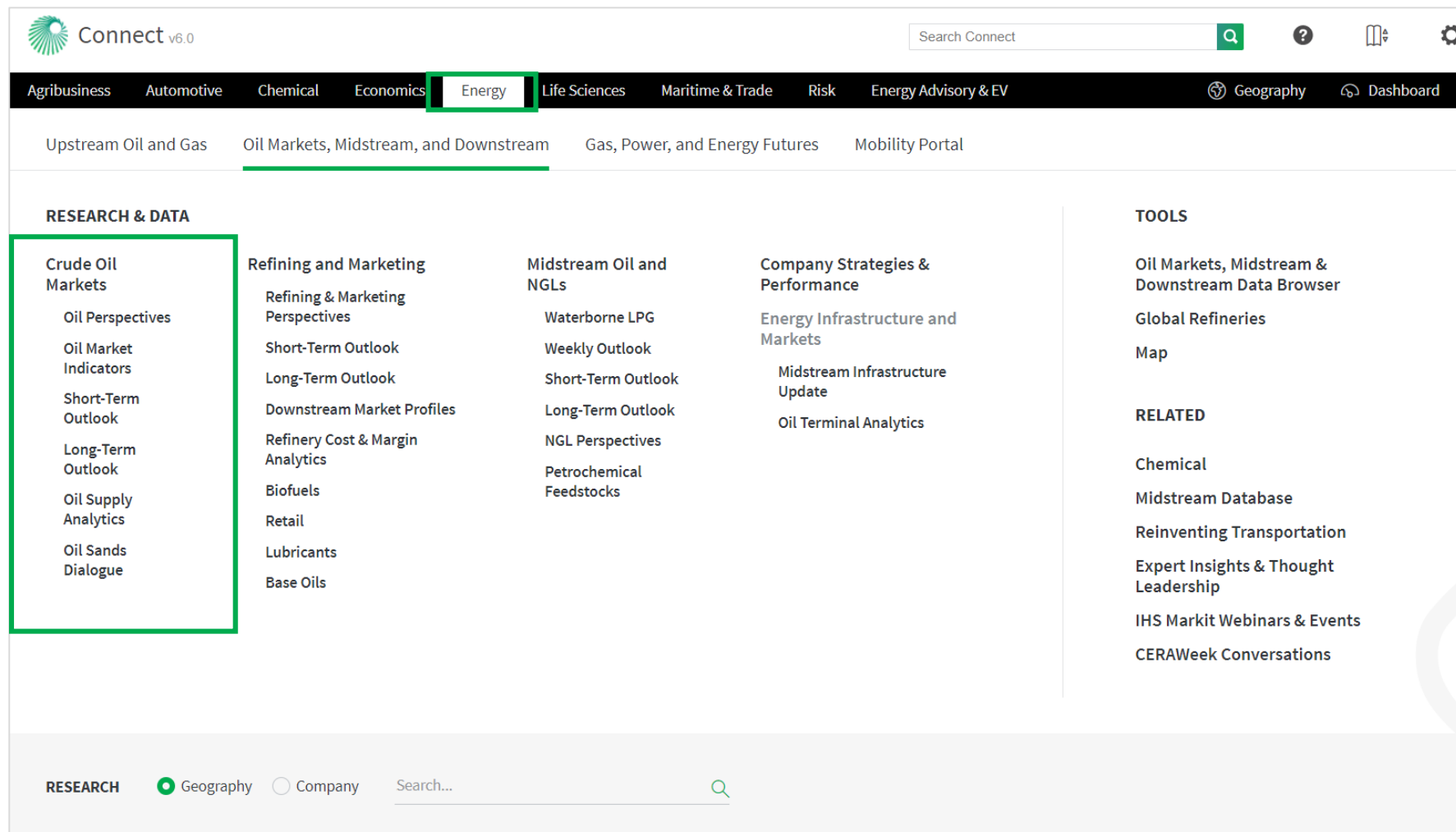
Critical strategic assumptions underlying the forecast

Currently discovered new source production is forecasted to peak at over 1.2 MMb/d in 2029

SUPPLY by TERRAIN

Crude Oil Markets in Connect

In Connect, hover over the **Energy** Megamenu > **Oil Markets, Midstream and Downstream** > Click on [Crude Oil Markets](#) topics.



The screenshot displays the IHS Markit Connect v6.0 interface. The top navigation bar includes a search bar and icons for help, home, and settings. The main navigation menu features categories like Agribusiness, Automotive, Chemical, Economics, **Energy** (highlighted with a green box), Life Sciences, Maritime & Trade, Risk, and Energy Advisory & EV. Below this, a sub-menu for 'Oil Markets, Midstream, and Downstream' is active, showing options like Upstream Oil and Gas, Gas, Power, and Energy Futures, and Mobility Portal. The 'RESEARCH & DATA' section is expanded, revealing a list of topics under 'Crude Oil Markets' (highlighted with a green box), including Oil Perspectives, Oil Market Indicators, Short-Term Outlook, Long-Term Outlook, Oil Supply Analytics, Oil Sands Dialogue, Refining and Marketing Perspectives, Short-Term Outlook, Long-Term Outlook, Downstream Market Profiles, Refinery Cost & Margin Analytics, Biofuels, Retail, Lubricants, Base Oils, Midstream Oil and NGLs, Waterborne LPG, Weekly Outlook, Short-Term Outlook, Long-Term Outlook, NGL Perspectives, Petrochemical Feedstocks, Company Strategies & Performance, Energy Infrastructure and Markets, Midstream Infrastructure Update, and Oil Terminal Analytics. The 'TOOLS' section includes Oil Markets, Midstream & Downstream Data Browser, Global Refineries, and Map. The 'RELATED' section lists Chemical, Midstream Database, Reinventing Transportation, Expert Insights & Thought Leadership, IHS Markit Webinars & Events, and CERAWEEK Conversations. The bottom of the interface features a 'RESEARCH' tab, a 'Geography' filter (selected), a 'Company' filter, and a search bar.

Crude Oil Markets Page Navigation








Research and Data are organized within **topical tabs** to instantly narrow down your search.

Keyword
search and
relevant filter
options.

You are viewing **Crude Oil Markets** research

ALL 999+ Oil Perspectives 390 Oil Market Indicators 425 Short-Term Outlook 13 Long-Term Outlook 15 Oil Supply Analytics 21 Oil Sands Dialogue 127 Webinars & Events 216

Follow this

Title	Published ↓	Files
IHS Markit Webinar: The Tightening: Outlook for the global oil market, costs, and spending	22 Sep 2020	
New OPEC+ agreement accentuates challenges of “barrelization” of oil production for Russia, Kazakhstan, and Azerbaijan	18 Sep 2020	
Saudi Aramco October 2020 Ship-Loading OSPs Archive	18 Sep 2020	
Global Crude Oil Markets Short-Term Outlook—September 2020, Shifting sentiments buffet prices amid demand plateau Archive	17 Sep 2020	  
Leadership Dialogue with René Ortíz, Minister of Energy and Non-Renewable Natural Resources, Republic of Ecuador	17 Sep 2020	
US EIA Weekly Commentary: Crude and motor gasoline inventories decrease, distillate fuel oil stocks approach the record highest levels Archive	16 Sep 2020	

Primary Tools

- Oil Markets, Midstream & Downstream Data Browser
- Crude Oil Markets Annual Strategic Workbook Analytics Tool
- Crude Oil Supply Analytics Tool
- EIA Weekly Data Viewer **NEW**

Analytics and Charts

Related Tools and Platforms

Methodology & Glossary

Expert Directory

Saved Pages

Relevant **Data**
tools, Charts,
and other
Resources..

View and quickly access
research and insights.

Crude Oil Markets Topical Tabs on Research Page

You are viewing **Crude Oil Markets** research

ALL 999+ Oil Perspectives 328 Oil Market Indicators 360 Short-Term Outlook 11 Long-Term Outlook 15 Oil Supply Analytics 20 Oil Sands Dialogue 108 Webinars & Events 170

Oil Perspectives

- Periodic in-depth analysis pieces.

Oil Market Indicators

- "US EIA Weekly Commentary.
- Oil Market Briefing.
- Commitment of Traders Report.
- North America Crude Price Differentials Tracker.

Short-Term Outlook

- Short-Term Outlooks on Crude Fundamentals & Crude Oil Prices (Globally and by Region).
- IEA Oil Market Report Commentary.
- OPEC Oil Production Data.
- World Oil Watch.

Long-Term Outlook

- Long-Term Outlooks on Crude Fundamentals & Crude Oil Prices (Globally and by Region).
- Crude Oil Markets Annual Strategic Workbook.

Oil Supply Analytics

- Crude Oil Supply Analytics data file and tool
- Crude and Condensate Supply Country profiles

Oil Sands Dialogue

- Public Special Reports.
- North America COM: Canadian Fundamentals Outlook.
- Calgary Crude Quarterly Presentations.

Webinars & Events

- Periodic event & webinar materials.

*Webinars and Events Tab is available across all Capability pages.

*This is an example of key research deliverables. More research is available on this page in Connect.

Oil Markets, Midstream & Downstream Data Browser

You are viewing **Crude Oil Markets** research About this page

ALL 999+ Oil Perspectives 390 Oil Market Indicators 425 Short-Term Outlook 13 Long-Term Outlook 15 Oil Supply Analytics 21 Oil Sands Dialogue 127 Webinars & Events 216

Clear all <<

Follow this

Refine results by:

Keyword

GEOGRAPHY:

☐ Africa

☐ Asia

Title	Published ↓	Files
IHS Markit Webinar: The Tightening: Outlook for the global oil market, costs, and spending	22 Sep 2020	

Primary Tools

- Oil Markets, Midstream & Downstream Data Browser
- Crude Oil Markets Annual Strategic Workbook Analytics Tool
- Crude Oil Supply Analytics Tool
- EIA Weekly Data Viewer **NEW**

Click to access a 5-minute training video.

Data Browser

- Build Query
- Workspace
- My Saved
- Documentation
- Service Documentation
- Flash Alerts
- What is New in Data

Build Query

Dataset: Oil Markets, Midstream & Downstream Search...

Total Filters Selected 0

Concept...	Geography...	Product...	Frequency...	Unit...
<p>SELECT ALL ↔</p> <ul style="list-style-type: none"> <input type="checkbox"/> Crude Oil <input type="checkbox"/> Crude Prices <input type="checkbox"/> Crude Trade <input type="checkbox"/> Condensate Trade <input type="checkbox"/> API Regional data <input type="checkbox"/> Sulfur Regional data <input type="checkbox"/> Crude Production <input type="checkbox"/> Refining and Products <input type="checkbox"/> Global Lubricants Dem... 	<p>SELECT ALL ↔</p> <ul style="list-style-type: none"> <input type="checkbox"/> World <input type="checkbox"/> Crude Trade Subregions -... <input type="checkbox"/> Condensate Trade Subre... <input type="checkbox"/> Product Trade Subregion... <input type="checkbox"/> Crude Trade Subregions -... 	<p>SELECT ALL ↔</p> <ul style="list-style-type: none"> <input type="checkbox"/> Crude Oil <input type="checkbox"/> Refining and Products <input type="checkbox"/> Lubricants <input type="checkbox"/> Natural Gas Liquids 	<p>SELECT ALL ↔</p> <ul style="list-style-type: none"> <input type="checkbox"/> Annual <input type="checkbox"/> Quarterly <input type="checkbox"/> Monthly 	<p>SELECT ALL ↔</p> <ul style="list-style-type: none"> <input type="checkbox"/> \$/BBL <input type="checkbox"/> (Forecast) Cents per Gallon <input type="checkbox"/> (Forecast) US dollars per ... <input type="checkbox"/> 1000 tonnes <input type="checkbox"/> bbl/d <input type="checkbox"/> Cetane Number <input type="checkbox"/> in Parts per Million (ppm) <input type="checkbox"/> kl/y <input type="checkbox"/> kt/y

fx FUNCTIONS...

RESET VIEW RESULTS

Filter options to customize your search.

Click here to run the search

Crude Oil Markets Annual Strategic Workbook Analytics Tool

You are viewing **Crude Oil Markets** research About this page

ALL 999+ Oil Perspectives 390 Oil Market Indicators 425 Short-Term Outlook 13 Long-Term Outlook 15 Oil Supply Analytics 21 Oil Sands Dialogue 127 Webinars & Events 216

Clear all <<

Follow this

Refine results by:

Keyword

GEOGRAPHY:

☐ Africa

☐ Asia

Title	Published ↓	Files
IHS Markit Webinar: The Tightening: Outlook for the global oil market, costs, and spending	22 Sep 2020	

Primary Tools

Oil Markets, Midstream & Downstream Data Browser

Crude Oil Markets Annual Strategic Workbook Analytics Tool

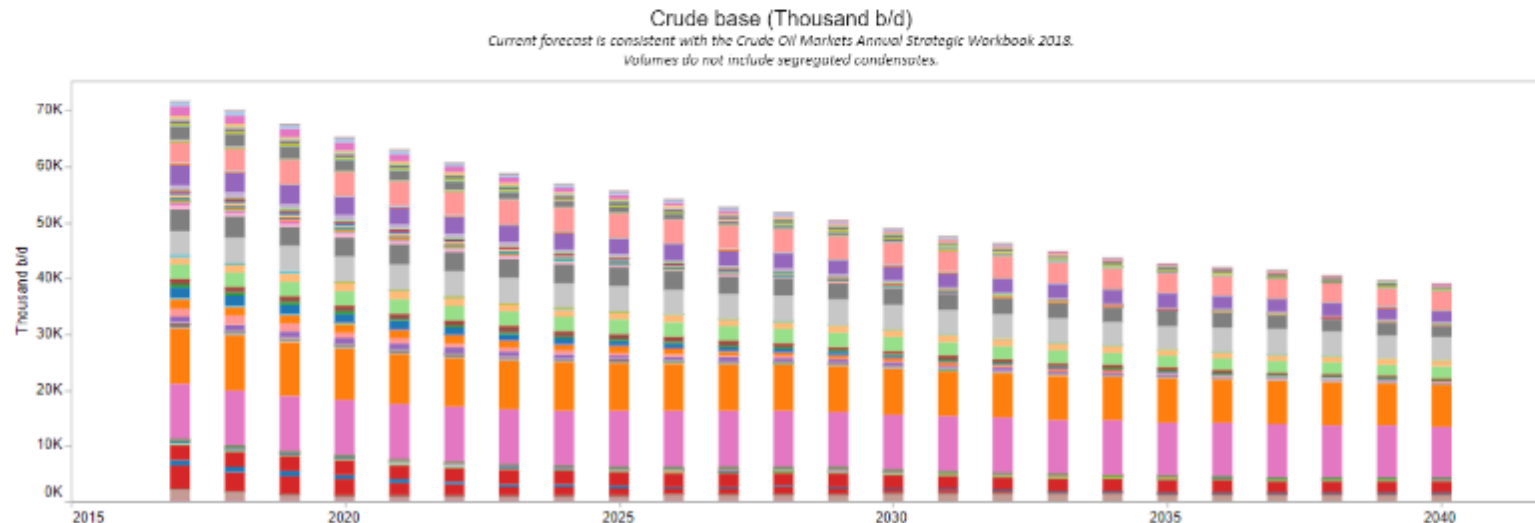
Crude Oil Supply Analytics Tool

EIA Weekly Data Viewer **NEW**

Crude Oil Markets Annual Strategic Workbook Analytics Tool

Development Base New Projects Tight Oil Yet-to-Find Crude streams Crude stream attributes Global condensate trade Global crude trade North American trade Crude prices

Crude quality definitions Geo definitions Development definitions



OPEC (All)

Region (All)

Subregion (All)

Country (All)

Reset Filters

Country

- Albania
- Algeria
- Angola
- Argentina
- Australia

Filters allowing you to customize the view

Data Tabs and Sub-tabs allowing you to visualize various datasets

Crude Oil Supply Analytics Tool

You are viewing **Crude Oil Markets** research About this page

ALL 999+ Oil Perspectives 390 Oil Market Indicators 425 Short-Term Outlook 13 Long-Term Outlook 15 Oil Supply Analytics 21 Oil Sands Dialogue 127 Webinars & Events 216

Clear all <<

Follow this

Refine results by:

Keyword

GEOGRAPHY:

☐ Africa

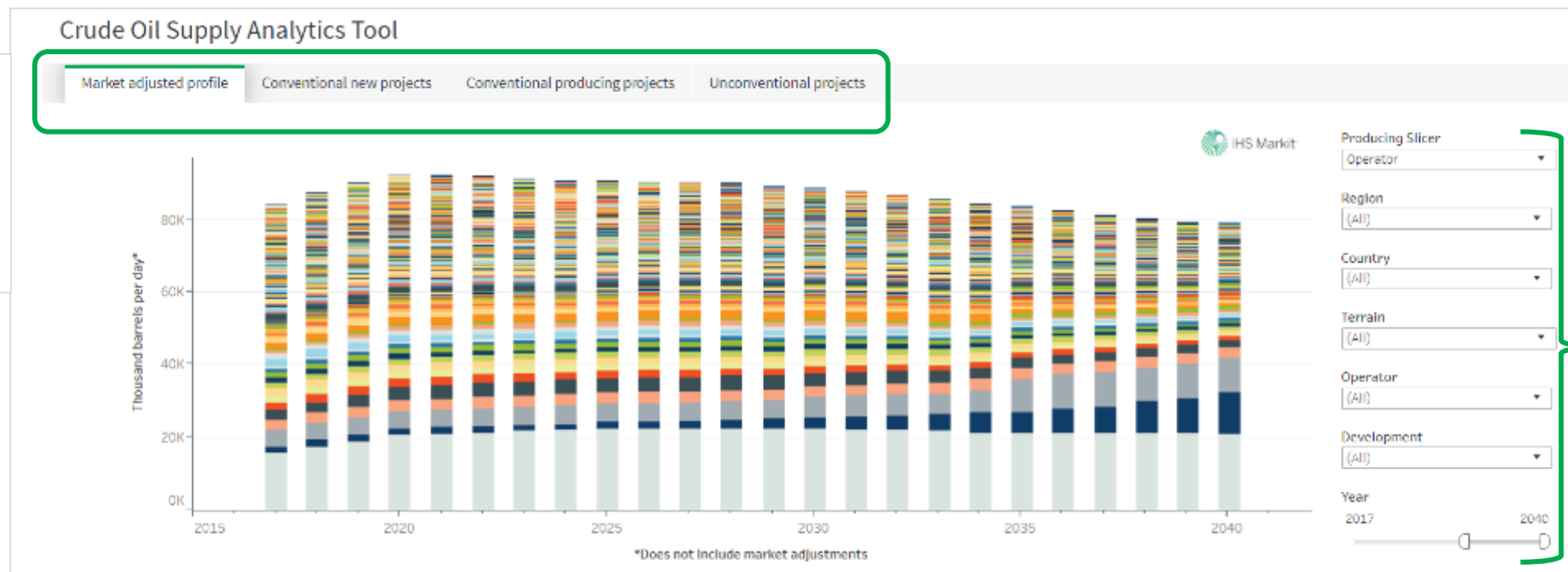
☐ Asia

Title	Published	Files
IHS Markit Webinar: The Tightening: Outlook for the global oil market, costs, and spending	22 Sep 2020	

Primary Tools

- Oil Markets, Midstream & Downstream Data Browser
- Crude Oil Markets Annual Strategic Workbook Analytics Tool
- Crude Oil Supply Analytics Tool**
- EIA Weekly Data Viewer NEW

Data Tabs and Sub-tabs allowing you to visualize various datasets



Filters allowing you to customize the view

EIA Weekly Data Viewer

You are viewing **Crude Oil Markets** research

About this page

ALL 999+ Oil Perspectives 390 Oil Market Indicators 425 Short-Term Outlook 13 Long-Term Outlook 15 Oil Supply Analytics 21 Oil Sands Dialogue 127 Webinars & Events 216

Clear all

Refine results by:

Keyword

GEOGRAPHY:

- ☐ Africa
- ☐ Asia

Follow this

Title Published Files

IHS Markit Webinar: The Tightening: Outlook for the global oil market, costs, and spending 22 Sep 2020

Primary Tools

Oil Markets, Midstream & Downstream Data Browser

Crude Oil Markets Annual Strategic Workbook Analytics Tool

Crude Oil Supply Analytics Tool

EIA Weekly Data Viewer **NEW**

Data Tabs and Sub-tabs allowing you to visualize various datasets

Filters allowing you to customize the view

EIA Weekly

Summary Side-by-Side Series View Crude Imports About

2/14/2020
Latest Week

Clear filters

Trade partner

Multiple selections

Dates for time series

1/4/2019 2/14/2020

Calculation

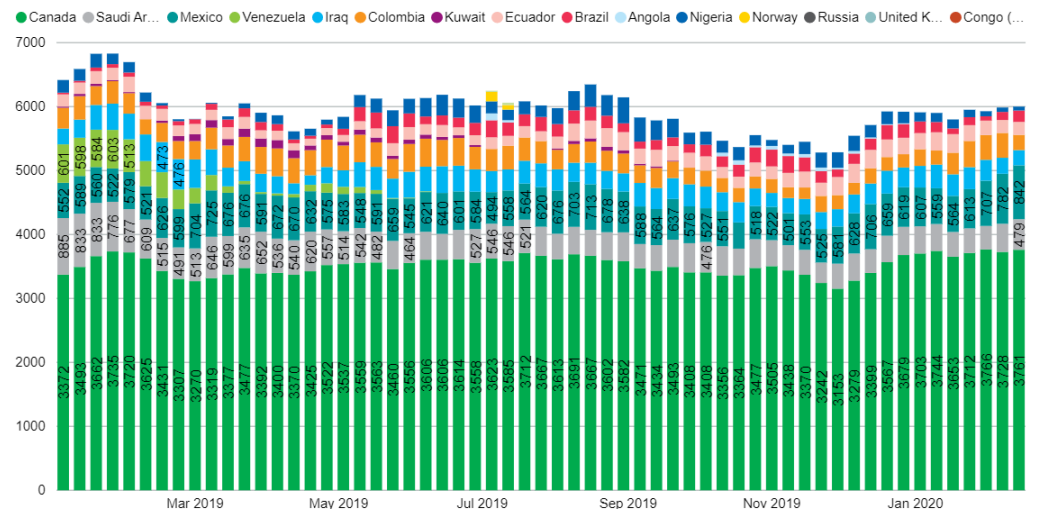
- ☒ 4-Week Avg
- ☐ Weekly

Show values as:

- ☐ % of Total Imports
- ☒ Thousand b/d

Source: IHS Markit; EIA

Crude oil imports from top 10 sources (Thousand b/d)



© 2020 IHS Markit

Crude Oil Markets Analytics & Charts

You are viewing **Crude Oil Markets** research About this page

ALL 999+ Oil Perspectives 390 Oil Market Indicators 425 Short-Term Outlook 13 Long-Term Outlook 15 Oil Supply Analytics 21 Oil Sands Dialogue 127 Webinars & Events 216

Clear all <<

Refine results by:

Keyword

▼ GEOGRAPHY:

- ☐ Africa
- ☐ Asia
- ☐ CIS
- ☐ Europe
- ☐ Latin America
- ☐ Middle East

Follow this

Title	Published ↓	Files
IHS Markit Webinar: The Tightening: Outlook for the global oil market, costs, and spending	22 Sep 2020	
New OPEC+ agreement accentuates challenges of "barrelization" of oil production for Russia, Kazakhstan, and Azerbaijan	18 Sep 2020	

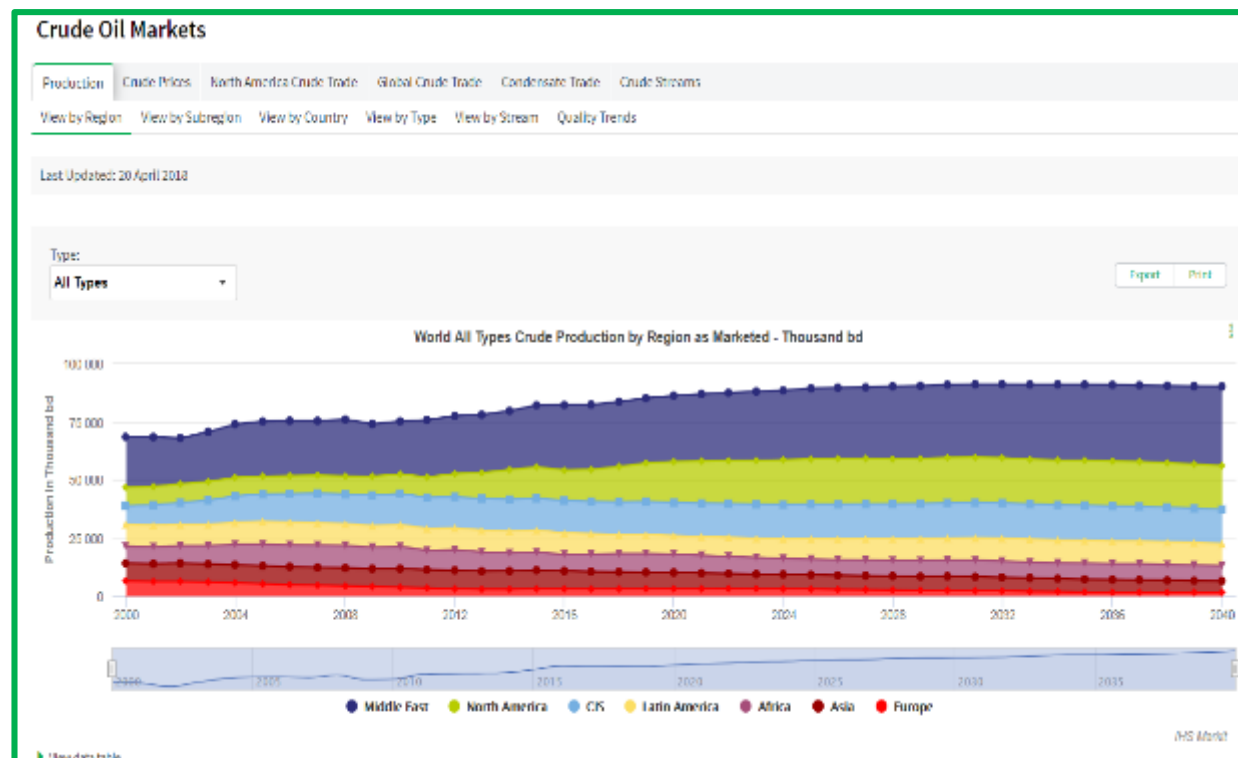
▼ Primary Tools

- Oil Markets, Midstream & Downstream Data Browser
- Crude Oil Markets Annual Strategic Workbook Analytics Tool
- Crude Oil Supply Analytics Tool
- EIA Weekly Data Viewer **NEW**

▼ Analytics and Charts

Crude Oil

In the **Primary Tools** section, click on **Crude Oil** to visualize, customize, and filter data by Production, prices, trade and Crude streams.



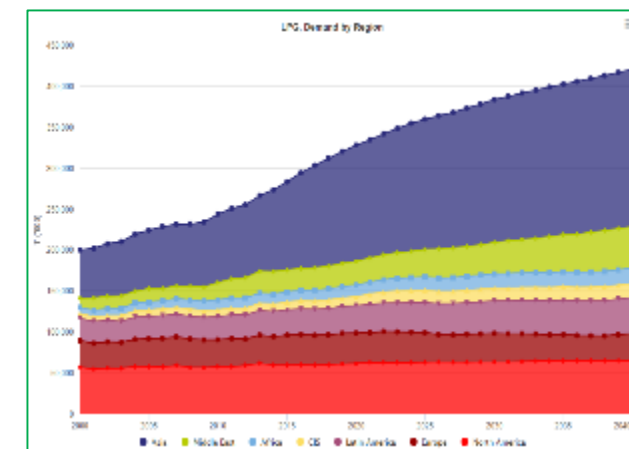
Midstream Oil & NGLs

Natural Gas Liquids Market

- **Short and Long-term Outlooks:** Monthly 2 year and quarterly/annual 25 year forecasts of NGL pricing, production, processing capacities, economics and feedstock interfaces
- **Regular Data Updates:** Supply, demand, trade, pricing and freight forecasts and in-depth insight on NGL including ethane, propane, isobutanes & natural gasoline
- **Strategic Reports:** Insight on key business trends & critical issues, focusing on long-term implications

Benefits:

- Understand natural gas liquids supply, demand, pricing & trade, globally & regionally
- Assess market factors such as supply sources, end uses & waterborne freight
- Make long-term investment decisions in capacity & infrastructure
- Incorporate detailed NGL forecasts into wider energy market models
- Optimize feedstock selections & market exposures to realize the highest possible returns & minimize inherent risks
- Access lead researchers & global network of experts directly, through interactive & on-demand webinars & yearly member events



Waterborne LIVE LPG

Advanced waterborne LPG trade intelligence platform built upon the Waterborne LPG Report (included with subscription to Waterborne LIVE LPG), such as:

- **Breadth and Depth of Data**

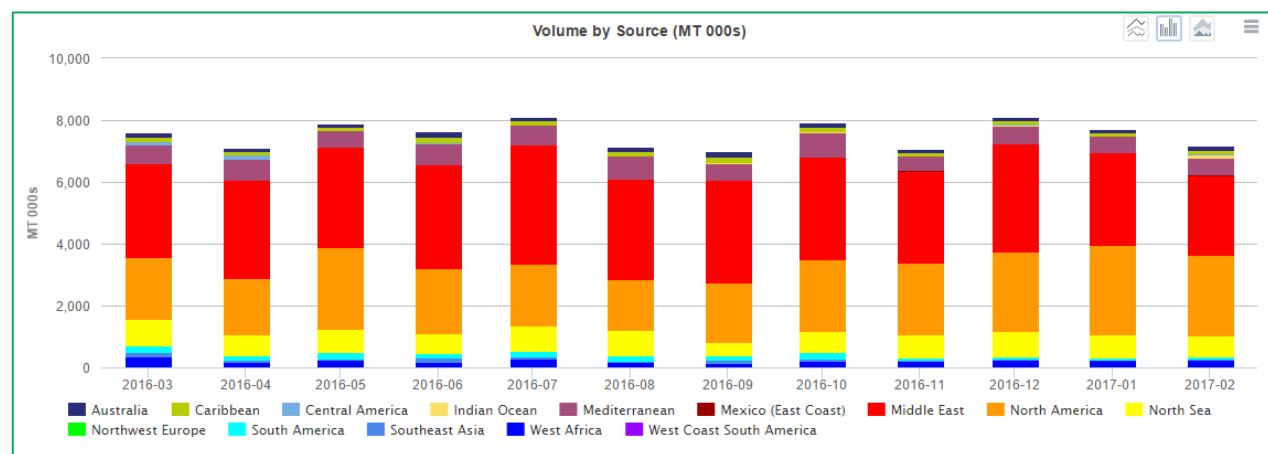
- Direct access to filter through a year of detailed lifting records from our database with an option to export into a refreshable file.
- View monthly aggregated import and export data down to the terminal level, and drill down to individual voyage records that compose any given data point

- **Continual Updates**

- New voyage records and updates to records continually pushed to platform as IHS analysts enter them in our database

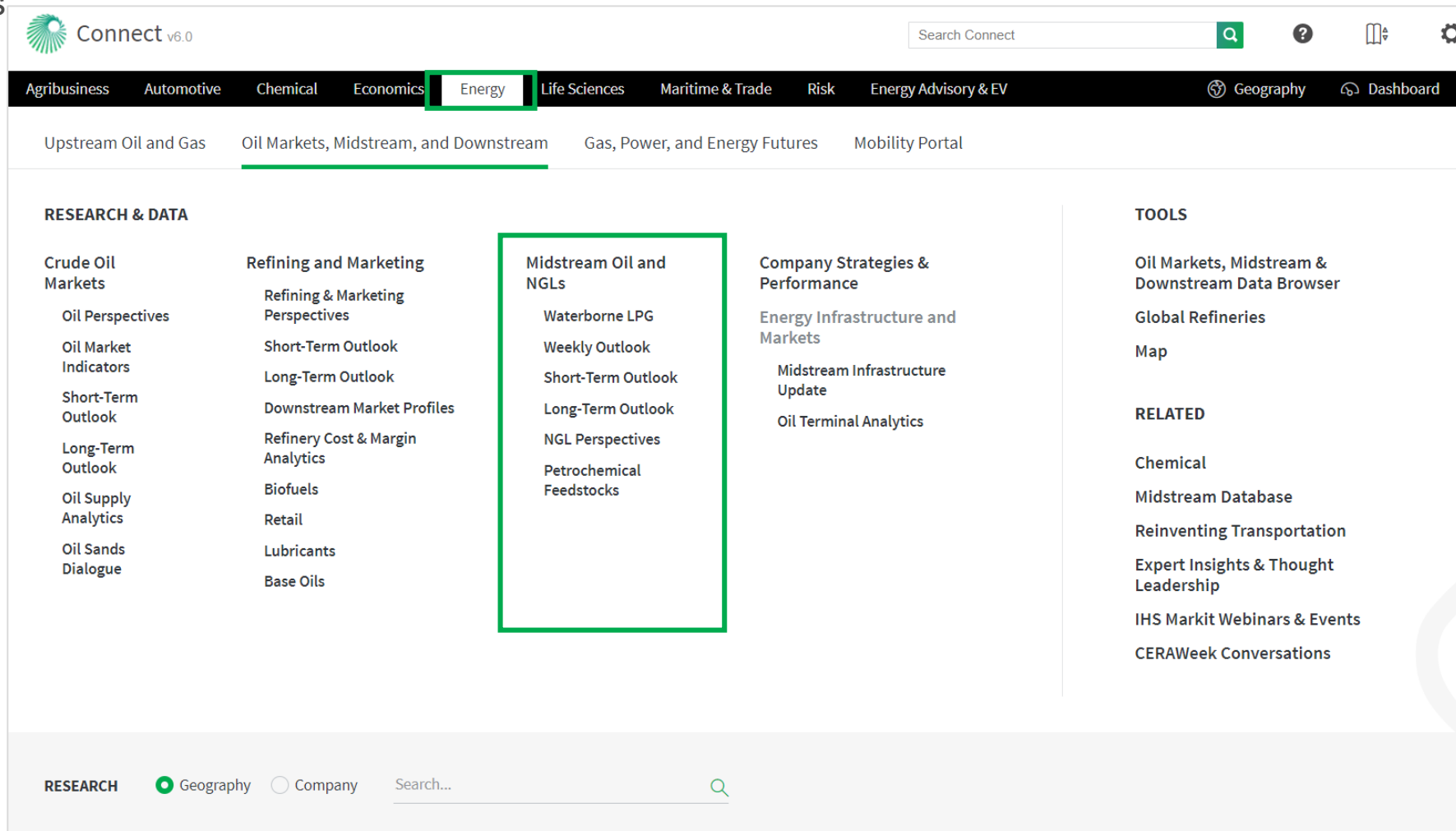
- **Advanced Navigation/Functionality**

- Toggle to view data by fuel type (C2, C3, C4, iC4), or units
- Click on any data point to instantly drill-down to the voyage records it is composed of
- Easily visualize data with multiple chart options
- Export to Excel whatever combination of data you are viewing



Midstream Oil and NGLs in Connect

In Connect, hover over the **Energy** Megamenu > **Oil Markets, Midstream and Downstream** > Click on **Midstream Oil and NGLs** topics



The screenshot displays the IHS Markit Connect v6.0 web application. The top navigation bar includes a search bar and icons for help, home, and settings. The main navigation menu is highlighted, showing the path: **Energy** > **Oil Markets, Midstream, and Downstream** > **Midstream Oil and NGLs**. The **Midstream Oil and NGLs** section is expanded, showing a list of topics including Waterborne LPG, Weekly Outlook, Short-Term Outlook, Long-Term Outlook, NGL Perspectives, Petrochemical Feedstocks, and Oil Terminal Analytics. The **RESEARCH & DATA** section is also visible, listing various oil market and refining topics. The **TOOLS** section includes the Oil Markets, Midstream & Downstream Data Browser, Global Refineries Map, and related content like Chemical Midstream Database and Reinventing Transportation.

Midstream Oil & NGLs Page Navigation

Research and Data are organized within **topical tabs** to instantly narrow down your search.

You are viewing **Midstream Oil and NGLs** research

About this page

All 672 Waterborne LPG 3 Weekly Outlook 3 Short-Term Outlook 6 Long-Term Outlook 13 NGL Perspectives 143 Midstream Infrastructure Update 12 Petrochemical Feedstocks 7 Webinars & Events 66

Clear all

Refine results by:

Keyword

▼ GEOGRAPHY:

- ▶ ☐ Africa
- ▶ ☐ Asia
- ▶ ☐ CIS
- ▶ ☐ Europe
- ▶ ☐ Latin America
- ▶ ☐ Middle East
- ▶ ☐ North America

▼ TOPIC & CONCEPT:

- ☐ African Downstream Regionals
- ☐ Country Risk
- ☐ End-Use
- ☐ European Downstream
- ▶ ☐ Facilities & Operations

Follow this

Title	Published ↓	Files
Asian Petrochemical Feedstock Market Outlook (616) Archive	04 Sep 2020	
Oil Terminal Analytics - Documentation	02 Sep 2020	
Southeast Asia playing an increasing role in global LPG price setting	01 Sep 2020	
Latin America NGL Markets Short Term Outlook - August 2020: Mexico's new ethane cracker supply contract becomes a presidential topic Archive	01 Sep 2020	
NGL Economics Weekly: August 27, 2020 Archive	01 Sep 2020	
US NGL Markets Weekly, 1 September 2020 Archive	01 Sep 2020	
Latin America NGL Markets Price Long-Term Outlook — Third Quarter 2020 Archive	31 Aug 2020	

▼ Primary Tools

- LPG Waterborne Trade
- Waterborne LPG Trade – Pivot
- Oil Markets, Midstream & Downstream Data Browser
- Oil Terminal Analytics **NEW**
- ▶ Analytics and Charts
- ▶ Related Tools and Platforms
- ▶ Methodology & Glossary
- ▶ Expert Directory
- ▶ Saved Pages

View and quickly access
research and insights.

Relevant **Data**
tools, Charts,
and other
Resources..

Midstream Oil & NGLs Topical Tabs on Research Page

You are viewing **Midstream Oil and NGLs** research

About this page

All 672	Waterborne LPG 3	Weekly Outlook 3	Short-Term Outlook 7	Long-Term Outlook 13	NGL Perspectives 144	Midstream Infrastructure Update 13	Petrochemical Feedstocks 7	Webinars & Events 66
------------	---------------------	---------------------	-------------------------	-------------------------	-------------------------	---------------------------------------	-------------------------------	-------------------------

Waterborne LPG	Weekly Outlook	Short-Term Outlook	Long-Term Outlook	NGL Perspectives	Midstream Infrastructure Update	Petrochemical Feedstocks
<ul style="list-style-type: none"> Waterborne LPG Report. Waterborne LPG Alerts. Waterborne LPG Historical data. 	<ul style="list-style-type: none"> NGL Economics Weekly. US NGL Economics weekly. Asian Petrochemical Feedstock Market Outlook. 	<ul style="list-style-type: none"> Short-Term Outlooks on NGL and LPG prices (Globally and by Region). 	<ul style="list-style-type: none"> Long-Term Outlooks on Prices NGL markets Annual Strategic Workbooks for: Supply/Demand & Trade (Globally & by Region). 	<ul style="list-style-type: none"> Periodic in-depth analysis pieces. 	<ul style="list-style-type: none"> North America NGL Markets Infrastructure Update. Natural Gas Processing Supply Chain Profiles for (China/ CIS/ Europe/ Indian Subcontinent/ Latin America/ Middle East/ Oceania/ Southeast Asia) Midstream Milestone Alerts – part of the “Energy Markets & Infrastructure” offering 	<ul style="list-style-type: none"> Asian Petrochemical Feedstock Market Outlook. Petrochemical Feedstock Markets Asia & Middle East Short-Term and 5 years Outlook. Naphtha International Market Analysis.

*This is an example of key research deliverables. More research is available on this page in Connect.

LPG Waterborne Trade Tools

- Databases available under the primary Tools section of the Midstream Oil & NGL page, includes details on:

- Trade Volumes by Source and destination
- Lifting record detail
- Product pricing
- Freight rates
- Inventories and Consumption

You are viewing **Midstream Oil and NGLs** research

[All 672](#)
[Waterborne LPG 3](#)
[Weekly Outlook 3](#)
[Short-Term Outlook 7](#)
[Long-Term Outlook 13](#)
[NGL Perspectives 144](#)
[Midstream Infrastructure Update 13](#)
[Petrochemical Feedstocks 7](#)
[Webinars & Events 66](#)

[Clear all](#)
[Follow this](#)

Refine results by:

Keyword

▼ GEOGRAPHY:

☐ Africa

Primary Tools

[LPG Waterborne Trade](#)
[Waterborne LPG Trade - Pivot](#)
[Oil Markets, Midstream & Downstream Data Browser](#)
[Oil Terminal Analytics NEW](#)

Title
Published
Files

Asian Petrochemical Feedstock Market Outlook (618) [Archive](#) 18 Sep 2020

Winter is coming ...Will it come soon enough? 17 Sep 2020

LPG Waterborne Trade

[Volume by Source](#)
[Volume by Destination](#)
[Lifting Records](#)
[Propane Inventories](#)
[Product Pricing](#)
[Freight/Terminalling](#)
[Cracker Consumption](#)

All Regions
 All Markets/Territories
 C2 C3 C4 iC4 Total
 MT 000s Barrels M to M %

	Jan	Feb	Mar	Apr	May	Jun	Jul	Aug	Sep	Oct
▼ 2020										
Australia	184	266	-	-	-	-	-	-	-	-
Black Sea	33	15	-	-	-	-	-	-	-	-
Caribbean	26	33	-	-	-	-	-	-	-	-
Far East	5	-	-	-	-	-	-	-	-	-
Mediterranean	647	464	-	-	-	-	-	-	-	-
Middle East	3,216	2,665	223	-	-	-	-	-	-	-
North America	3,973	4,438	2,133	-	-	-	-	-	-	-
North Sea	843	608	2	-	-	-	-	-	-	-
Northwest Europe	7	5	-	-	-	-	-	-	-	-
South America	117	162	-	-	-	-	-	-	-	-
Southeast Asia	25	35	-	-	-	-	-	-	-	-
West Africa	388	224	44	-	-	-	-	-	-	-
Total	9,462	8,915	2,402	-	-	-	-	-	-	-
▶ 2019										
▶ 2018										
▶ 2017										

Create Query: Waterborne LPG Trade - Pivot

FILTER BY *(click to expand)*

Source Geography

Destination Geography

Vessel

Seller

Buyer

Time

Please make at least one selection.

Product

Please make at least one selection.

SELECT SOURCE GEOGRAPHY

All sources

- ☐ Australian
- ☐ Black Sea
- ☐ Caribbean
- ☐ Central America
- ☐ East Africa
- ☐ Far East
- ☐ India
- ☐ Indian Ocean
- ☐ Mediterranean
- ☐ Mexico (East Coast)
- ☐ Middle East
- ☐ North America
- ☐ North Sea
- ☐ Northwest Europe
- ☐ South America
- ☐ Southeast Asia

LPG Waterborne Trade

Dedicated **Tabs** for different data sets

LPG Waterborne Trade

Volume by Source | Volume by Destination | Lifting Records | Propane Inventories | Product Pricing | Freight/Terminalling | Cracker Consumption

All Regions | All Countries | C2 | C3 | C4 | iC4 | Total | MT 000s | Barrels | M to M % | Export

	Jan	Feb	Mar	Apr	May	Jun	Jul	Aug	Sep	Oct	Nov	Dec	Total
2018													
Australia						84	134	88	144	178	-	-	
Caribbean						21	48	33	49	27	-	-	
Central America	20	-	-	-	-	-	-	-	-	-	-	-	
Far East	-	5	-	6	3	-	-	-	-	-	-	-	
Mediterranean	528	585	512	653	784	676	617	597	566	190	-	-	
Mexico (East Coast)	-	-	-	20	-	20	-	-	-	-	-	-	
Middle East	2,841	2,980	3,109	3,423	3,920	3,056	3,407	3,633	3,409	743	-	-	
North America	2,934	2,384	2,952	2,740	3,141	2,968	3,262	3,213	3,294	1,994	-	-	28,883
North Sea	697	739	932	779	807	744	893	952	455	-	-	-	6,997
Northwest Europe	8	25	6	11	13	6	12	2	4	-	-	-	87
South America	82	92	72	62	69	10	22	27	52	-	-	-	488
Southeast Asia	46	44	47	111	124	128	64	89	-	-	-	-	652
West Africa	224	222	176	230	233	268	220	399	124	176	-	-	2,270
Total	7,629	7,136	8,010	8,124	9,198	8,058	8,616	9,105	8,110	3,103	-	-	77,086
2017													
2016													
2015													
2014													
2013													

Filters by Region, Country, product and unit

Export data to Excel

The **Lifting Records** tab contains an option to export as a refreshable file.

Historical data back to 2013

LPG Waterborne Trade – Data Browser

Data Browser > Create Query: Waterborne LPG Trade - Pivot

[View Series](#) [Save query](#) [Export](#) [Layout Configuration](#)

FILTER BY *(click to expand)*

- ▼ **Source Geography**
- ▶ Destination Geography
- ▶ Vessel
- ▶ Seller
- ▶ Buyer
- ▶ Time
- Please make at least one selection.
- ▶ **Product**
- Please make at least one selection.

SELECT SOURCE GEOGRAPHY

- ▶ ☐ All sources
 - ▶ ☐ Australian
 - ▶ ☐ Caribbean
 - ▶ ☐ Central America
 - ▶ ☐ East Africa
 - ▶ ☐ Far East
 - ☐ Indian Ocean
 - ▶ ☐ Mediterranean
 - ▶ ☐ Mexico (East Coast)
 - ▶ ☐ Middle East
 - ▶ ☐ North America
 - ▶ ☐ North Sea
 - ▶ ☐ Northwest Europe
 - ▶ ☐ South America
 - ▶ ☐ Southeast Asia
 - ☐ Undetermined Region
 - ▶ ☐ West Africa
 - ▶ ☐ West Coast South America

Once selections are made, **Click here** to run the search

Filter options to customize your search.

Oil Markets, Midstream & Downstream Data Browser

You are viewing **Midstream Oil and NGLs** research [About this page](#)

[All 366](#)
[Waterborne LPG 1](#)
[Weekly Outlook 3](#)
[Short-Term Outlook 38](#)
[Long-Term Outlook 14](#)
[NGL Perspectives 107](#)
[Midstream Infrastructure Update 5](#)
[Petrochemical Feedstocks 54](#)
[Webinars & Events 39](#)

[Clear all](#)
[Follow this](#)

Refine results by:

Keyword

▼ GEOGRAPHY:

▲ Africa

Title Published ↓ Files

IHS Markit Webinar: The effects of new US NGL supply growth on European pricing 16 Jan 2019

Primary tools

[LPG Waterborne Trade](#)
[Waterborne LPG Trade Data Browser](#)
[Oil Markets, Midstream & Downstream Data Browser](#)

Click to access a 5-minute training video.

Data Browser

Build Query

Workspace

My Saved

Documentation

Service Documentation

Flash Alerts

What is New in Data

Build Query

Dataset: **Oil Markets, Midstream & Downstream** Search...

Total Filters Selected **38**

Concept... 38 Geography... Product... Frequency... Unit...

SELECT ALL CLEAR ALL [↔] SELECT ALL [↔] SELECT ALL [↔] SELECT ALL [↔] SELECT ALL [↔]

☐ Crude Oil ☐ World ☐ Natural Gas Liquids ☐ Annual ☐ (Forecast) Cents per Gallon
☐ Refining and Products ☐ Africa ☐ Ethane ☐ (Forecast) US dollars per barrel
☐ Global Lubricants Demand ☐ Asia ☐ LPG ☐ T ('000)
☒ Natural Gas Liquids ☐ CIS ☐ Butane ☐ Thousand Barrels per Day
☒ Supply ☐ Europe ☐ Isobutane ☐ U.S. Dollars per Metric Ton
☒ Demand ☐ Latin America ☐ Propane ☐
☒ Prices ☐ Middle East ☐ n-Butane ☐
☐ North America ☐ Natural Gasoline

Filter options to customize your search.

RESET

VIEW RESULTS

Click here to run the search

Oil Terminal Analytics

- Understand liquid **storage capacities** for crude oil, refined products, NGLs & LPG on a facility basis worldwide
- Monitor liquid storage **portfolios** for any company, country or region worldwide
- Track storage capacity tied to **refineries** or **global oil hubs**
- Identify **most competitive terminals** based on storage capacity, product flexibility and number of transportation access types
- Benchmark **oil terminal berths** to determine the most suitable location to load/offload oil cargos
- The **Oil Terminal Analytics** tool contains **9 PowerBI dashboards** for competitive benchmarking of oil terminals worldwide to support competitor intelligence, logistical decisions or portfolio optimization workflows.

You are viewing **Midstream Oil and NGLs** research

[All 672](#)
[Waterborne LPG 3](#)
[Weekly Outlook 3](#)
[Short-Term Outlook 7](#)
[Long-Term Outlook 13](#)
[NGL Perspectives 144](#)
[Midstream Infrastructure Update 13](#)
[Petrochemical Feedstocks 7](#)
[Webinars & Events 66](#)

[Clear all](#)
[Follow this](#)

Refine results by:

Keyword

GEOGRAPHY:

☐ Africa

[Title](#)
[Published](#)
[Files](#)

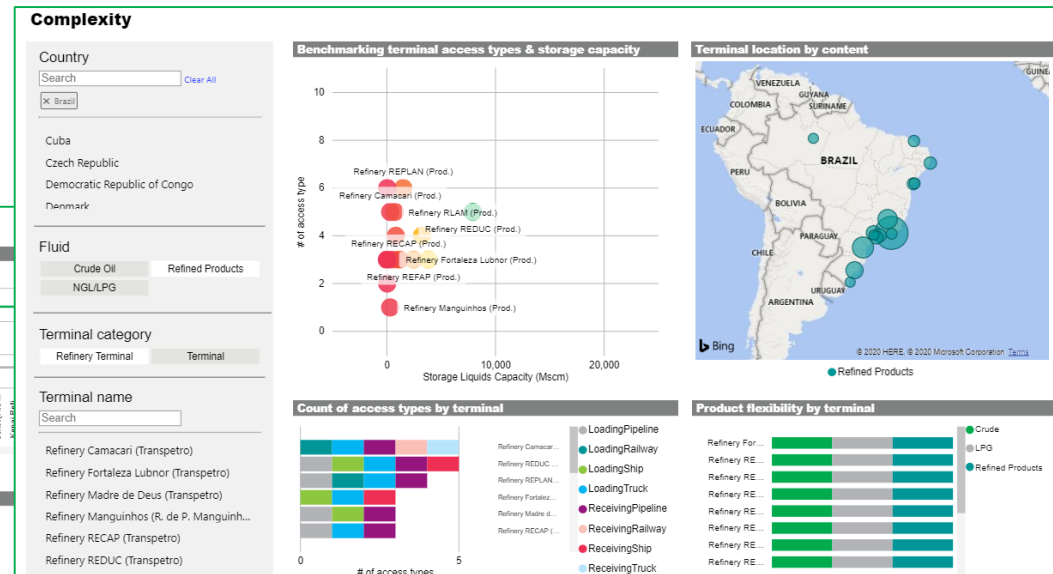
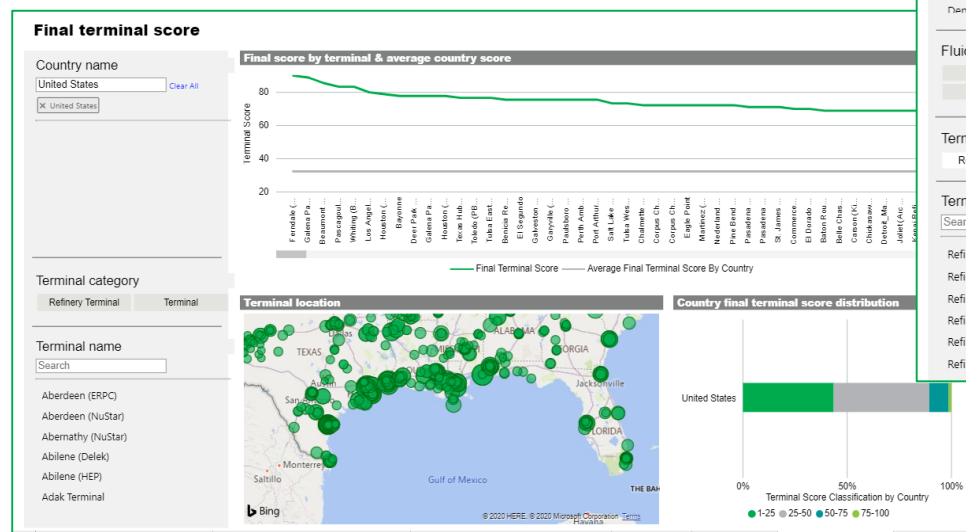
[Asian Petrochemical Feedstock Market Outlook \(618\) Archive](#)
18 Sep 2020

[Winter is coming ...Will it come soon enough?](#)
17 Sep 2020

[Primary Tools](#)

[LPG Waterborne Trade](#)
[Waterborne LPG Trade - Pivot](#)
[Oil Markets, Midstream & Downstream Data](#)
[Browse](#)

[Oil Terminal Analytics](#) **NEW**



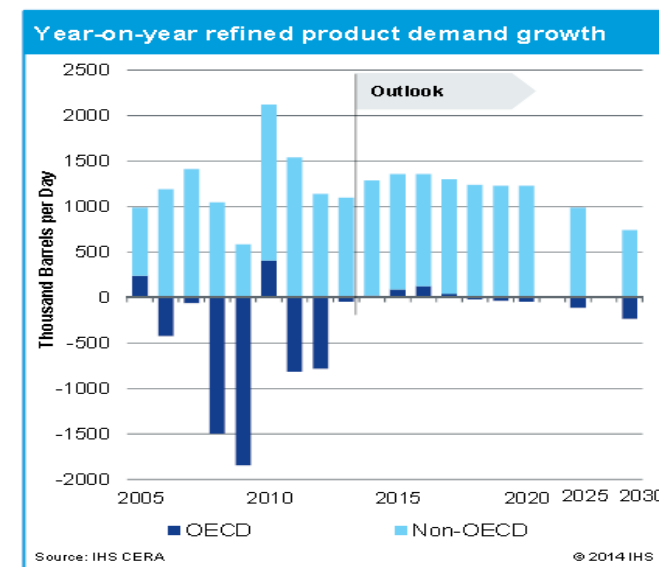
Refining & Marketing

Refining & Marketing: Global Refining

- **Detailed data & analysis:** refining capacity/margins, product balances/trade/prices, retail fuel prices/margins & demand, **145 downstream country profiles & data**
- Monthly & quarterly market updates and forecasts on global & regional refined product markets including gasoline, diesel, jet fuel, fuel oil, alternative liquids etc.
- **Annual strategic planning workbook:** detailed long-term outlooks (25 years) for crude oil refining & refined product supply, demand, trade & pricing
- **New Global Refineries tool:** interactive access to global refinery capacity & project database (800+ refineries/projects)
- Timely alerts & analysis

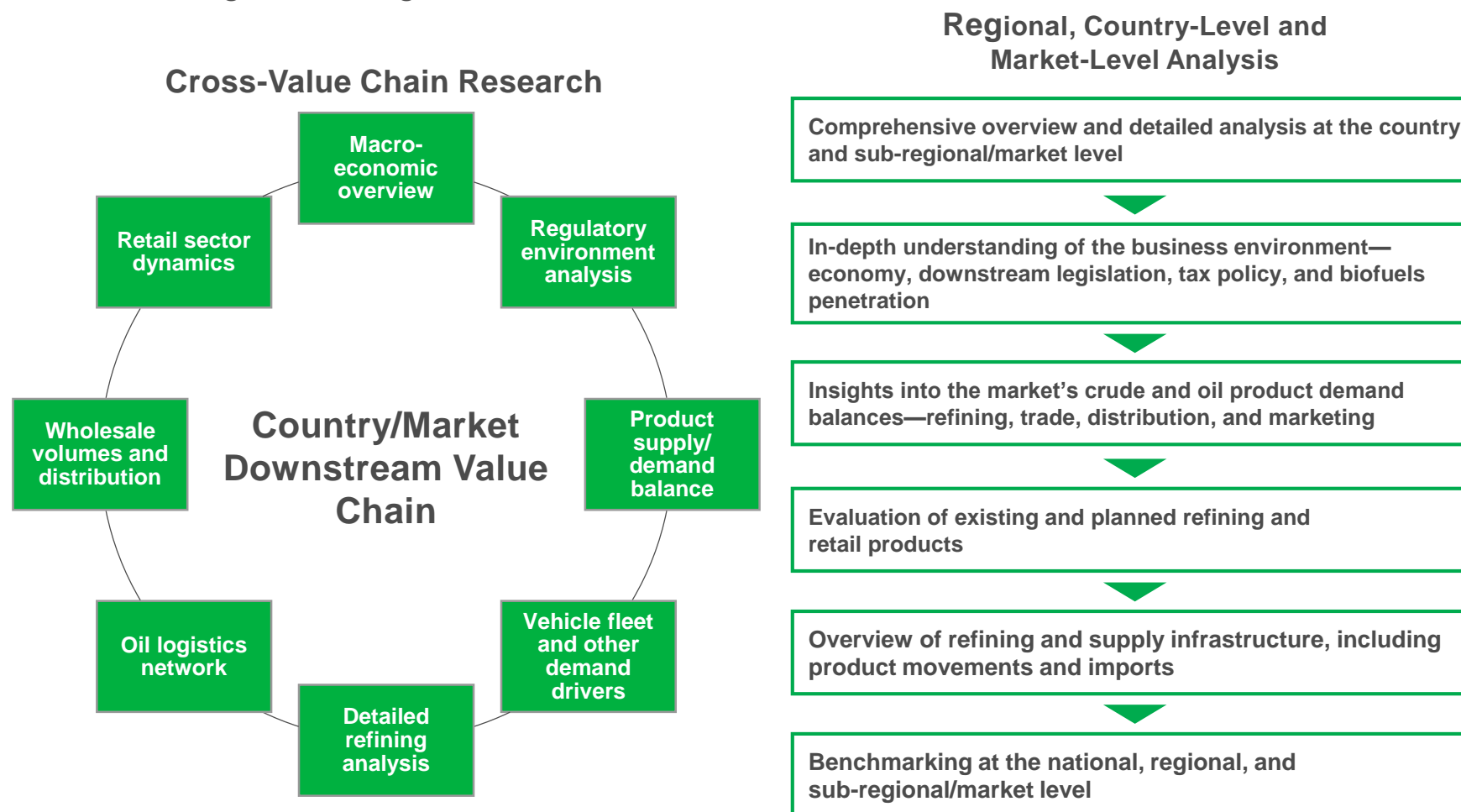
Benefits:

- Assess the impacts of product flows, refinery economics & pricing on refined product markets
- Understand future trends in alternative liquids demand & policies on costs & demand
- Analyze past, present & future capacities by company, including capacity snapshot feature
- Understand how refining portfolios have evolved; when & how expansions occurred & by what type
- Enable forecasting with expected capacity additions & rationalizations by country, data including all announced projects deemed by IHS Markit to be 50% or more probability
- View by equity ownership (direct & indirect) & operators
- Determine capacity by refining unit by company and unique market intel
- View refining assets over multiple time periods, transparent method to determine competitor industry position



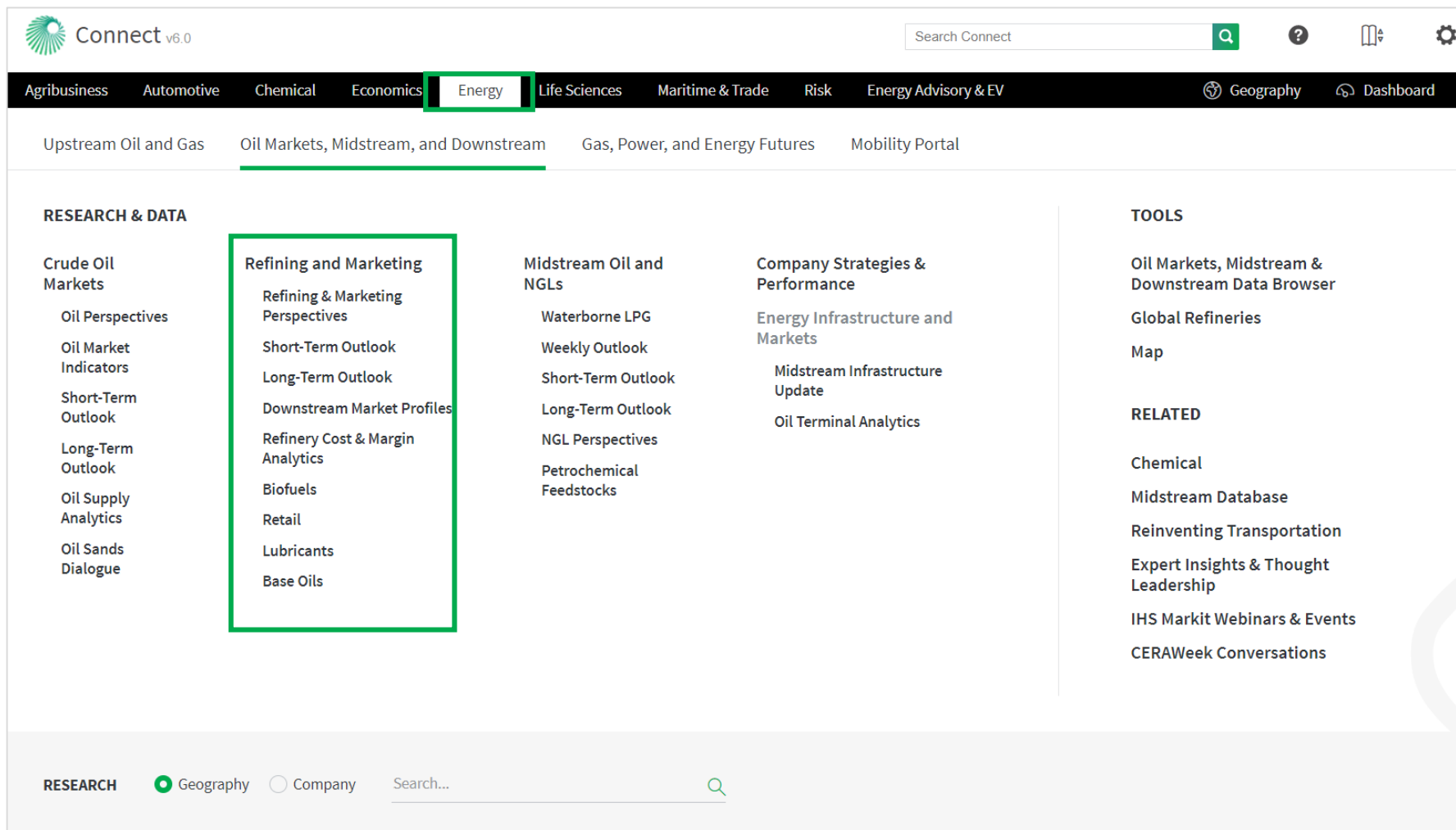
Refining & Marketing Downstream Country Profiles & Data

R&M regional module country profiles provide critical country-level context that rolls up to the Refining & Product Market regional and global view



Refining and Marketing in Connect

In Connect, hover over the **Energy** Megamenu > **Oil Markets, Midstream and Downstream** > Click on **Refining and Marketing** topics.



The screenshot displays the IHS Markit Connect v6.0 interface. The top navigation bar includes the 'Energy' megamenu, which is highlighted. Below it, the 'Oil Markets, Midstream, and Downstream' sub-menu is selected. The main content area is divided into four columns: 'RESEARCH & DATA', 'TOOLS', 'RELATED', and a search bar. The 'RESEARCH & DATA' column contains a list of topics, with 'Refining and Marketing' highlighted. The 'TOOLS' column lists various data browsers and maps. The 'RELATED' column lists related content like webinars and events. The search bar at the bottom allows for filtering by 'RESEARCH', 'Geography', or 'Company'.

Connect v6.0

Search Connect

Agribusiness Automotive Chemical Economics **Energy** Life Sciences Maritime & Trade Risk Energy Advisory & EV

Geography Dashboard

Upstream Oil and Gas **Oil Markets, Midstream, and Downstream** Gas, Power, and Energy Futures Mobility Portal

RESEARCH & DATA

Crude Oil Markets

- Oil Perspectives
- Oil Market Indicators
- Short-Term Outlook
- Long-Term Outlook
- Oil Supply Analytics
- Oil Sands Dialogue

Refining and Marketing

- Refining & Marketing Perspectives
- Short-Term Outlook
- Long-Term Outlook
- Downstream Market Profiles
- Refinery Cost & Margin Analytics
- Biofuels
- Retail
- Lubricants
- Base Oils

Midstream Oil and NGLs

- Waterborne LPG
- Weekly Outlook
- Short-Term Outlook
- Long-Term Outlook
- NGL Perspectives
- Petrochemical Feedstocks

Company Strategies & Performance

Energy Infrastructure and Markets

- Midstream Infrastructure Update
- Oil Terminal Analytics

TOOLS

Oil Markets, Midstream & Downstream Data Browser

Global Refineries

Map

RELATED

Chemical

Midstream Database

Reinventing Transportation

Expert Insights & Thought Leadership

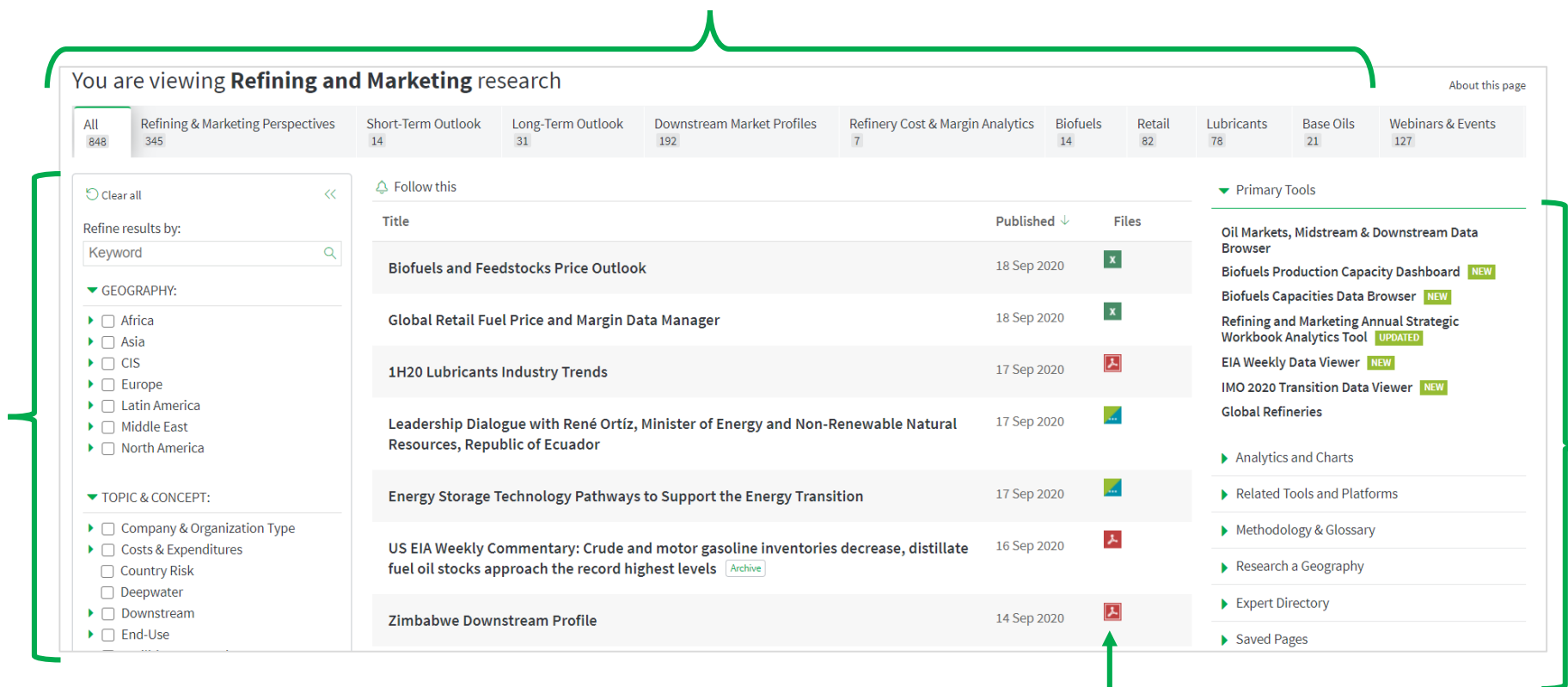
IHS Markit Webinars & Events

CERAWeek Conversations

RESEARCH ☒ Geography ☐ Company Search...

Refining & Marketing Page Navigation

Research and Data are organized within **topical tabs** to instantly narrow down your search.



The screenshot shows the IHS Markit Refining & Marketing research page. A green bracket at the top highlights the 'topical tabs' navigation bar, which includes: All (848), Refining & Marketing Perspectives (345), Short-Term Outlook (14), Long-Term Outlook (31), Downstream Market Profiles (192), Refinery Cost & Margin Analytics (7), Biofuels (14), Retail (82), Lubricants (78), Base Oils (21), and Webinars & Events (127). A green bracket on the left highlights the 'Keyword search and relevant filter options' section, which includes a 'Clear all' button, a 'Refine results by:' search bar, and filters for GEOGRAPHY (Africa, Asia, CIS, Europe, Latin America, Middle East, North America) and TOPIC & CONCEPT (Company & Organization Type, Costs & Expenditures, Country Risk, Deepwater, Downstream, End-Use). A green bracket on the right highlights the 'Relevant Data tools, Charts, and other Resources..' section, which includes Primary Tools (Oil Markets, Midstream & Downstream Data Browser, Biofuels Production Capacity Dashboard, Biofuels Capacities Data Browser, Refining and Marketing Annual Strategic Workbook Analytics Tool, EIA Weekly Data Viewer, IMO 2020 Transition Data Viewer, Global Refineries), Analytics and Charts, Related Tools and Platforms, Methodology & Glossary, Research a Geography, Expert Directory, and Saved Pages. A green arrow points to the 'Zimbabwe Downstream Profile' link in the main content table.

Title	Published	Files
Biofuels and Feedstocks Price Outlook	18 Sep 2020	
Global Retail Fuel Price and Margin Data Manager	18 Sep 2020	
1H20 Lubricants Industry Trends	17 Sep 2020	
Leadership Dialogue with René Ortíz, Minister of Energy and Non-Renewable Natural Resources, Republic of Ecuador	17 Sep 2020	
Energy Storage Technology Pathways to Support the Energy Transition	17 Sep 2020	
US EIA Weekly Commentary: Crude and motor gasoline inventories decrease, distillate fuel oil stocks approach the record highest levels Archive	16 Sep 2020	
Zimbabwe Downstream Profile	14 Sep 2020	

View and quickly access
research and insights.

Refining & Marketing Topical Tabs on Research Page

You are viewing **Refining and Marketing** research

About this page

All848

Refining & Marketing Perspectives345

Short-Term Outlook14

Long-Term Outlook31

Downstream Market Profiles192

Refinery Cost & Margin Analytics7

Biofuels14

Retail82

Lubricants78

Base Oils21

Webinars & Events127

Refining & Marketing Perspectives	Short-Term Outlook	Long-Term Outlook	Downstream Country Profiles	Retail
<ul style="list-style-type: none"> Periodic in-depth analysis pieces. 	<ul style="list-style-type: none"> Short-Term Outlooks on refined products prices (Globally and by Region). IMO 2020: Global Bunker Fuel Sulfur Cap - quarterly update Refining and Marketing weekly Indicator report 	<ul style="list-style-type: none"> Long-Term Outlooks on Prices & Margins (Globally and by Region). Refining & Marketing Annual Strategic Workbook. Global Fuel Specification Database. 	<ul style="list-style-type: none"> Refining & Marketing in-depth Country profiles: <ul style="list-style-type: none"> -30 for Asia/ME -91 for Europe/CIS/Africa -18 for Latin America -5 for US PADDs + Canada 	<ul style="list-style-type: none"> Global Fuel Demand & Price & Margin Data Managers. Global Retail Trend Report. Retail Data Managers- North America- Asia- Europe- CIS- Latin America. Periodic in-depth fuel retail analysis pieces.

*This is an example of key research deliverables. More research is available on this page in Connect.

Oil Markets, Midstream & Downstream Data Browser

You are viewing **Refining and Marketing** research

[All 848](#)
[Refining & Marketing Perspectives 345](#)
[Short-Term Outlook 14](#)
[Long-Term Outlook 31](#)
[Downstream Market Profiles 192](#)
[Refinery Cost & Margin Analytics 7](#)
[Biofuels 14](#)
[Retail 82](#)
[Lubricants 78](#)
[Base Oils 21](#)
[Webinars & Events 127](#)

[Clear all](#)
[Follow this](#)

Refine results by:

Keyword

GEOGRAPHY:

- ☐ Africa
- ☐ Asia
- ☐ CIS
- ☐ Europe
- ☐ Latin America
- ☐ Middle East
- ☐ North America

Title	Published	Files
Biofuels and Feedstocks Price Outlook	18 Sep 2020	
Global Retail Fuel Price and Margin Data Manager	18 Sep 2020	
1H20 Lubricants Industry Trends	17 Sep 2020	
Leadership Dialogue with René Ortiz, Minister of Energy and Non-Renewable Natural Resources, Republic of Ecuador	17 Sep 2020	

Primary Tools

- [Oil Markets, Midstream & Downstream Data Browser](#)
- [Biofuels Production Capacity Dashboard](#) **NEW**
- [Biofuels Capacities Data Browser](#) **NEW**
- [Refining and Marketing Annual Strategic Workbook Analytics Tool](#) **UPDATED**
- [EIA Weekly Data Viewer](#) **NEW**
- [IMO 2020 Transition Data Viewer](#) **NEW**
- [Global Refineries](#)

Click to access a 5-minute training video.

Data Browser

- Build Query**
- Workspace
- My Saved
- Documentation
- Service Documentation
- Flash Alerts
- What is New in Data

Build Query

Dataset: **Oil Markets, Midstream & Downstream** Search...

Total Filters Selected 0

Concept...	Geography...	Product...	Frequency...	Unit...
<input type="checkbox"/> Crude Oil <input checked="" type="checkbox"/> Refining and Products <input type="checkbox"/> Refined Product <input type="checkbox"/> Refining Outlook <input type="checkbox"/> Prices and Margins <input type="checkbox"/> Product Trade <input type="checkbox"/> Global Lubricants Demand <input type="checkbox"/> Natural Gas Liquids	<input type="checkbox"/> World <input type="checkbox"/> Crude Trade Subregions -... <input type="checkbox"/> Condensate Trade Subre... <input type="checkbox"/> Product Trade Subregion... <input type="checkbox"/> Crude Trade Subregions -...	<input type="checkbox"/> Crude Oil <input type="checkbox"/> Refining and Products <input type="checkbox"/> Lubricants <input type="checkbox"/> Natural Gas Liquids	<input type="checkbox"/> Annual <input type="checkbox"/> Quarterly <input type="checkbox"/> Monthly	<input type="checkbox"/> \$/BBL <input type="checkbox"/> (Forecast) Cents per Gallon <input type="checkbox"/> (Forecast) US dollars per ... <input type="checkbox"/> 1000 tonnes <input type="checkbox"/> bbl/d <input type="checkbox"/> Cetane Number <input type="checkbox"/> in Parts per Million (ppm) <input type="checkbox"/> kl/y <input type="checkbox"/> kt/y

fx FUNCTIONS...

[RESET](#)
[VIEW RESULTS](#)

Filter options to customize your search.

Click here to run the search

Global Refineries Database

- Provides details on:
 - Existing refinery location, ownership and capacities by unit, on a historic and forecasted basis
 - Refinery investment projects

You are viewing **Refining and Marketing** research About this page

All 848	Refining & Marketing Perspectives 345	Short-Term Outlook 14	Long-Term Outlook 31	Downstream Market Profiles 192	Refinery Cost & Margin Analytics 7	Biofuels 14	Retail 82	Lubricants 78	Base Oils 21	Webinars & Events 127
---------	---------------------------------------	-----------------------	----------------------	--------------------------------	------------------------------------	-------------	-----------	---------------	--------------	-----------------------

Clear all

Refine results by:

Keyword

GEOGRAPHY:

- ☐ Africa
- ☐ Asia
- ☐ CIS
- ☐ Europe
- ☐ Latin America
- ☐ Middle East
- ☐ North America

Title	Published	Files
Biofuels and Feedstocks Price Outlook	18 Sep 2020	
Global Retail Fuel Price and Margin Data Manager	18 Sep 2020	
1H20 Lubricants Industry Trends	17 Sep 2020	
Leadership Dialogue with René Ortiz, Minister of Energy and Non-Renewable Natural Resources, Republic of Ecuador	17 Sep 2020	

Follow this

Primary Tools

- Oil Markets, Midstream & Downstream Data Browser
- Biofuels Production Capacity Dashboard **NEW**
- Biofuels Capacities Data Browser **NEW**
- Refining and Marketing Annual Strategic Workbook Analytics Tool **UPDATED**
- EIA Weekly Data Viewer **NEW**
- IMO 2020 Transition Data Viewer **NEW**
- Global Refineries**

Global Refineries

Search

Capacity Database

Search

Search by refinery name or keyword

Advanced Search

Use our Advanced Search tool to create your own query with the capability to filter by time, capacity, refinery unit, location, and company

Capacity Snapshot

View a snapshot of global refinery capacity by quarter

Investment Projects

Search

Search by project name or keyword

To view all available data leave the search box empty

Saved Searches

Saved Searches

Refining & Marketing Annual Strategic Workbook Analytics Tool

You are viewing **Refining and Marketing** research

About this page

All 848 Refining & Marketing Perspectives 345 Short-Term Outlook 14 Long-Term Outlook 31 Downstream Market Profiles 192 Refinery Cost & Margin Analytics 7 Biofuels 14 Retail 82 Lubricants 78 Base Oils 21 Webinars & Events 127

Clear all

Refine results by:

Keyword

GEOGRAPHY:

- ☐ Africa
- ☐ Asia
- ☐ CIS
- ☐ Europe
- ☐ Latin America
- ☐ Middle East
- ☐ North America

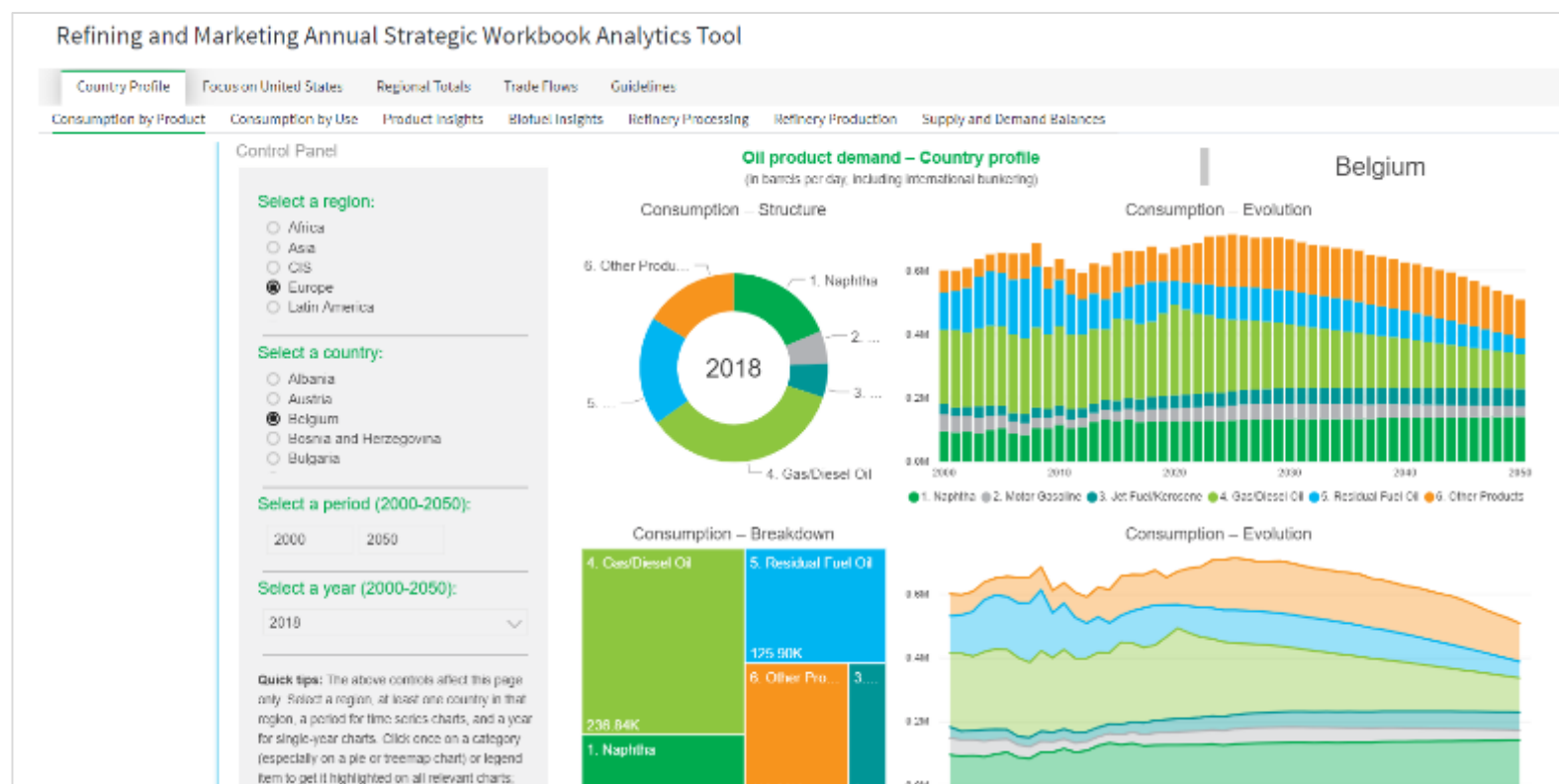
Follow this

Title	Published	Files
Biofuels and Feedstocks Price Outlook	18 Sep 2020	
Global Retail Fuel Price and Margin Data Manager	18 Sep 2020	
1H20 Lubricants Industry Trends	17 Sep 2020	
Leadership Dialogue with René Ortiz, Minister of Energy and Non-Renewable Natural Resources, Republic of Ecuador	17 Sep 2020	

Primary Tools

- Oil Markets, Midstream & Downstream Data Browser
- Biofuels Production Capacity Dashboard **NEW**
- Biofuels Capacities Data Browser **NEW**
- Refining and Marketing Annual Strategic Workbook Analytics Tool **UPDATED**
- EIA Weekly Data Viewer **NEW**
- IMO 2020 Transition Data Viewer **NEW**
- Global Refineries

In the **Primary Tools** section, click on **Refining & Marketing Annual Strategic Workbook Analytics** tool to visualize, customize, and filter data by Company, region and visualize trade flows.



IMO 2020 Transition Data Viewer

You are viewing **Refining and Marketing** research

[All 848](#)
[Refining & Marketing Perspectives 345](#)
[Short-Term Outlook 14](#)
[Long-Term Outlook 31](#)
[Downstream Market Profiles 192](#)
[Refinery Cost & Margin Analytics 7](#)
[Biofuels 14](#)
[Retail 82](#)
[Lubricants 78](#)
[Base Oils 21](#)
[Webinars & Events 127](#)

[Clear all](#)
[Follow this](#)

Refine results by:

Keyword

▼ GEOGRAPHY:

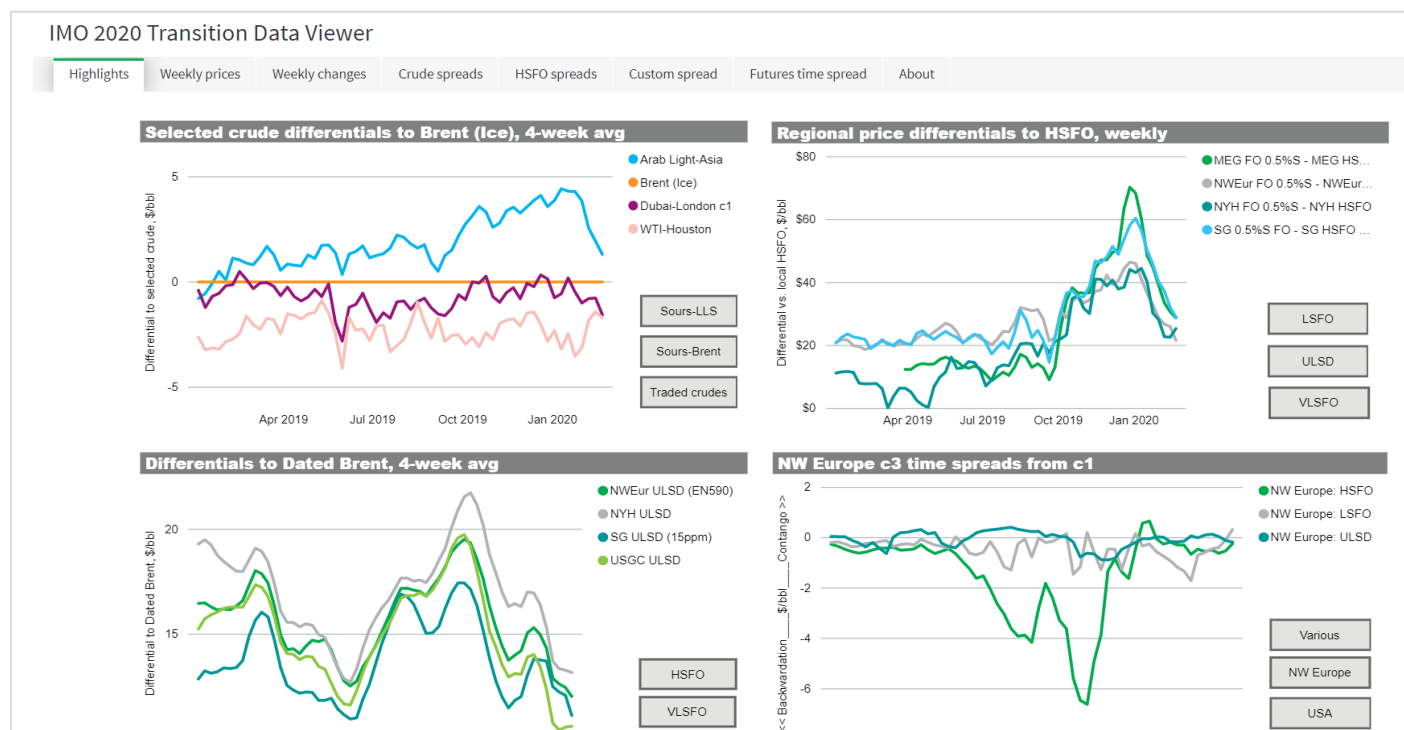
- ☐ Africa
- ☐ Asia
- ☐ CIS
- ☐ Europe
- ☐ Latin America
- ☐ Middle East
- ☐ North America

Title	Published ↓	Files
Biofuels and Feedstocks Price Outlook	18 Sep 2020	
Global Retail Fuel Price and Margin Data Manager	18 Sep 2020	
1H20 Lubricants Industry Trends	17 Sep 2020	
Leadership Dialogue with René Ortiz, Minister of Energy and Non-Renewable Natural Resources, Republic of Ecuador	17 Sep 2020	

▼ Primary Tools

- Oil Markets, Midstream & Downstream Data Browser
- Biofuels Production Capacity Dashboard **NEW**
- Biofuels Capacities Data Browser **NEW**
- Refining and Marketing Annual Strategic Workbook Analytics Tool **UPDATED**
- EIA Weekly Data Viewer **NEW**
- IMO 2020 Transition Data Viewer **NEW****
- Global Refineries

In the **Primary Tools** section, click on **IMO 2020 Transition Data Viewer** to visualize, customize, and view weekly price movements and differentials across key products affected by IMO 2020 regulations



Refining & Marketing Analytics & Charts

You are viewing **Refining and Marketing** research

[All 848](#)
[Refining & Marketing Perspectives 345](#)
[Short-Term Outlook 14](#)
[Long-Term Outlook 31](#)
[Downstream Market Profiles 192](#)
[Refinery Cost & Margin Analytics 7](#)
[Biofuels 14](#)
[Retail 82](#)
[Lubricants 78](#)
[Base Oils 21](#)
[Webinars & Events 127](#)

[Clear all](#)
[Follow this](#)

Refine results by:

Keyword

▼ GEOGRAPHY:

- ☐ Africa
- ☐ Asia
- ☐ CIS
- ☐ Europe
- ☐ Latin America
- ☐ Middle East
- ☐ North America

▼ TOPIC & CONCEPT:

- ☐ Downstream

Title	Published	Files
1H20 Lubricants Industry Trends	17 Sep 2020	A
Shell Lubricants Profile	07 Sep 2020	A
5.9 MMb/d of crude oil refining capacity at high-risk due to Hurricane Laura and Tropical Storm Marco	25 Aug 2020	A
World Base Oil Manufacturing Capacities – 2020 Overview	14 Aug 2020	A
Beyond lockdowns: How will Covid-19 affect demand for lubricants?	20 Jul 2020	A

▼ Primary Tools

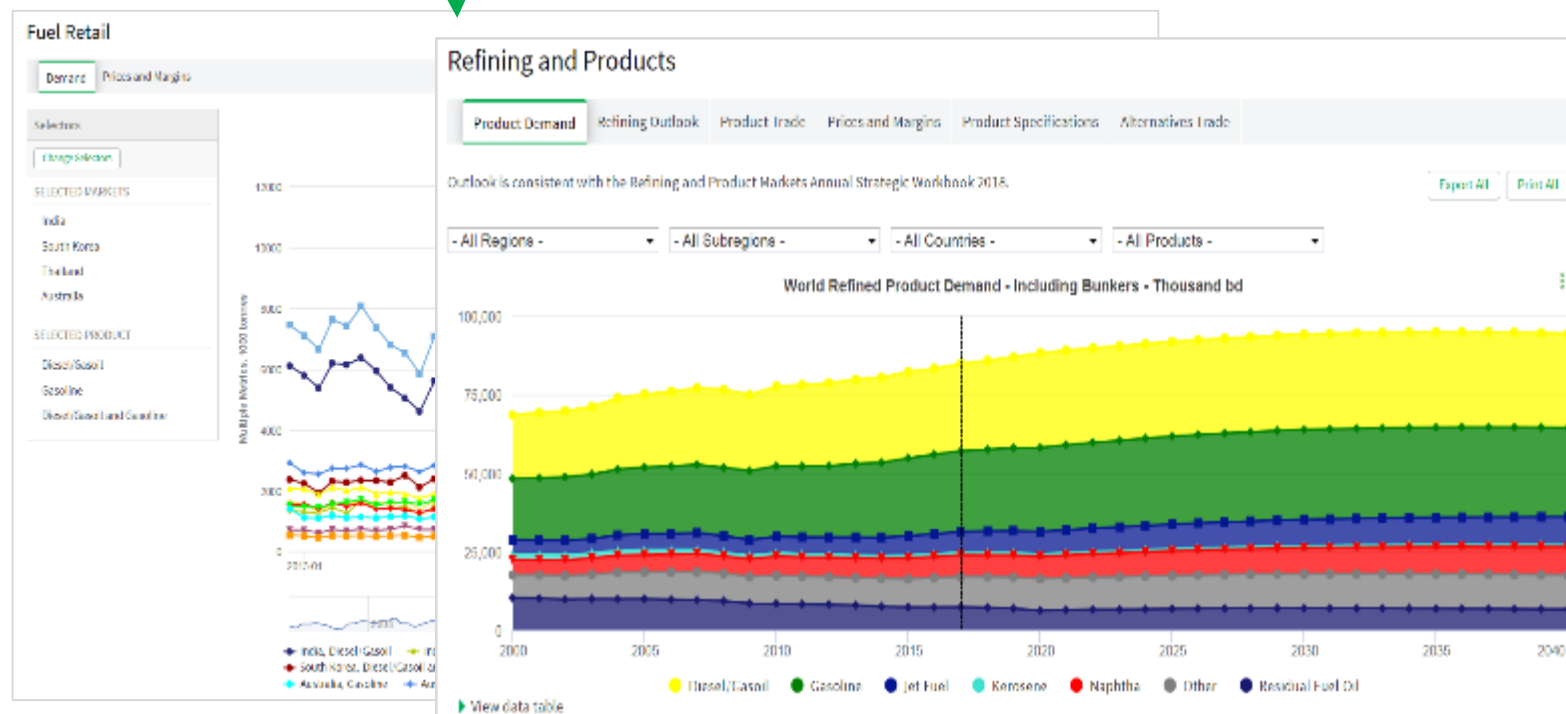
- [Oil Markets, Midstream & Downstream Data Browser](#)
- [Biofuels Production Capacity Dashboard](#) **NEW**
- [Biofuels Capacities Data Browser](#) **NEW**
- [Refining and Marketing Annual Strategic Workbook Analytics Tool](#) **UPDATED**
- [EIA Weekly Data Viewer](#) **NEW**
- [IMO 2020 Transition Data Viewer](#) **NEW**
- [Global Refineries](#)

▼ Analytics and Charts

- [Refining and Products](#)
- [Fuel Retail](#)

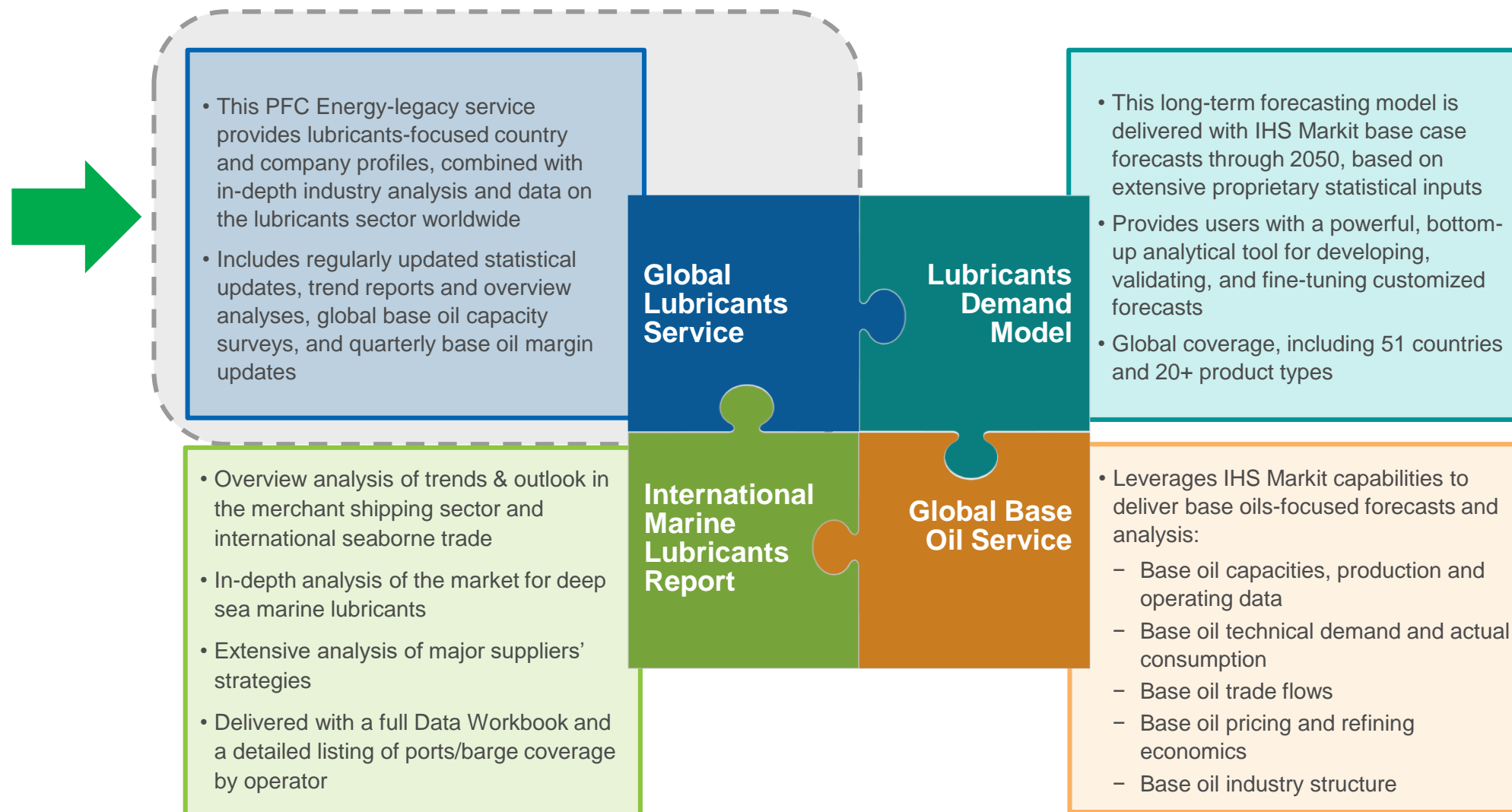
In the **Primary Tools** section, click on **Refining & Products** to visualize, customize, and filter data by demand, prices and margins, Product specs.

Also available for Fuel Retail prices and Lubricants



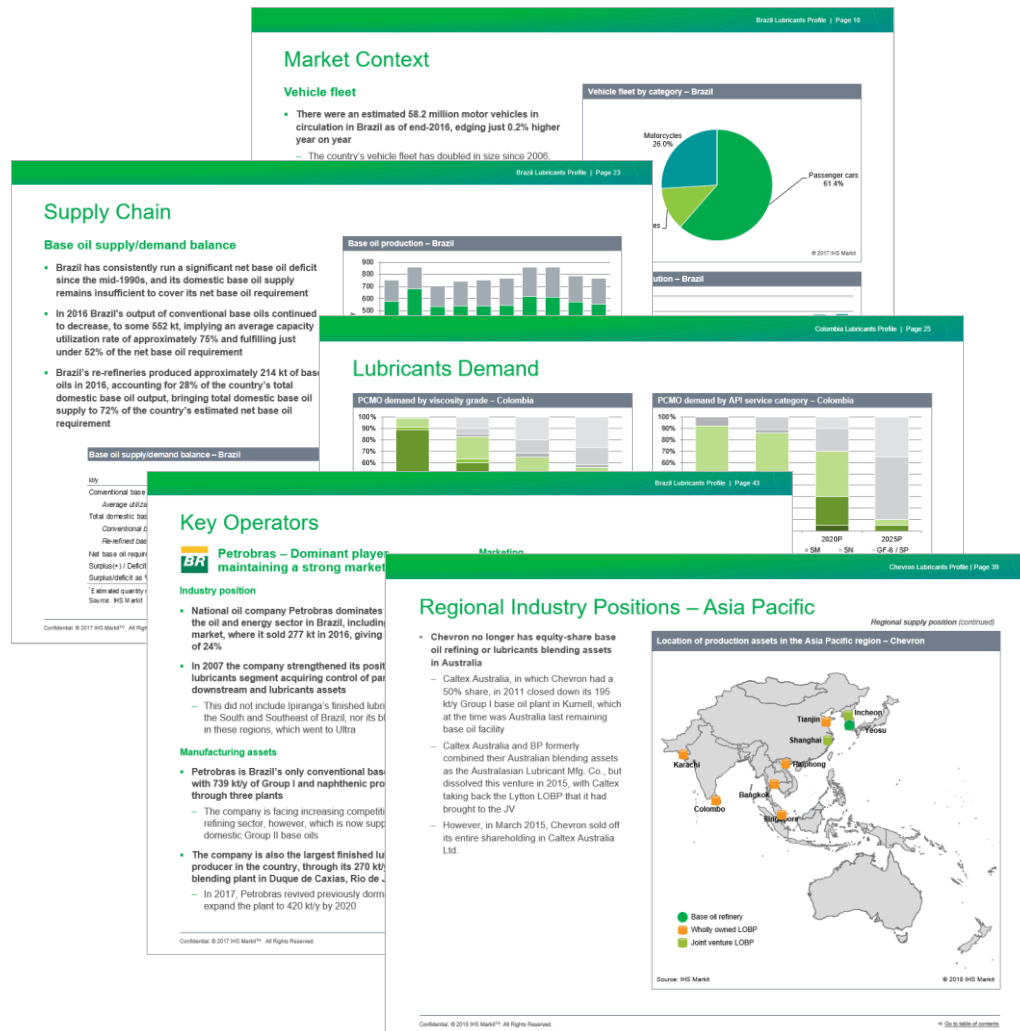
Global Lubricants Service

The IHS Markit Lubricants Suite



Global Lubricants

Global Lubricants Service



- Country profiles:** 30+ country profiles providing in-depth overview analyses of the lubricants industry landscape in key markets: macroeconomic environment; vehicle fleet and automotive production; industrial production; regulatory and fiscal framework; base oil manufacturing, additives, and lubricants blending; lubricants demand; evolution of the competitive landscape; major operators' strategies
- Competitor profiles:** 12+ competitor profiles providing in-depth assessments of key operators' strategy and outlook for base oils and lubricants, their assets and operations, and their industry positions by region and in major national markets
- Key market indicators:** Industry trend updates, finished lubricants market share database, overview analyses of the competitive landscape
- Base oil manufacturing:** Annual world base oil capacity surveys, monitoring of anticipated major capacity changes, quarterly base oil margin updates, and global overview analysis of the base oil manufacturing sector

Global Lubricants Page Navigation

Research and Data is listed in the Lubricants topical tab.

You are viewing **Refining and Marketing** research

[All 848](#)
[Refining & Marketing Perspectives 345](#)
[Short-Term Outlook 14](#)
[Long-Term Outlook 31](#)
[Downstream Market Profiles 192](#)
[Refinery Cost & Margin Analytics 7](#)
[Biofuels 14](#)
[Retail 82](#)
[Lubricants 78](#)
[Base Oils 21](#)
[Webinars & Events 127](#)

[Clear all](#)
[Follow this](#)

Refine results by:

Keyword

▼ GEOGRAPHY:

- ☐ Africa
- ☐ Asia
- ☐ CIS
- ☐ Europe
- ☐ Latin America
- ☐ Middle East
- ☐ North America

▼ TOPIC & CONCEPT:

- ☐ Company & Organization Type
- ☐ Costs & Expenditures
- ☐ Country Risk
- ☐ Deepwater
- ☐ Downstream
- ☐ End-Use

Title	Published ↓	Files
Biofuels and Feedstocks Price Outlook	18 Sep 2020	
Global Retail Fuel Price and Margin Data Manager	18 Sep 2020	
1H20 Lubricants Industry Trends	17 Sep 2020	
Leadership Dialogue with René Ortíz, Minister of Energy and Non-Renewable Natural Resources, Republic of Ecuador	17 Sep 2020	
Energy Storage Technology Pathways to Support the Energy Transition	17 Sep 2020	
US EIA Weekly Commentary: Crude and motor gasoline inventories decrease, distillate fuel oil stocks approach the record highest levels Archive	16 Sep 2020	
Zimbabwe Downstream Profile	14 Sep 2020	

▼ Primary Tools

- Oil Markets, Midstream & Downstream Data Browser
- Biofuels Production Capacity Dashboard **NEW**
- Biofuels Capacities Data Browser **NEW**
- Refining and Marketing Annual Strategic Workbook Analytics Tool **UPDATED**
- EIA Weekly Data Viewer **NEW**
- IMO 2020 Transition Data Viewer **NEW**
- Global Refineries
- Analytics and Charts
- Related Tools and Platforms
- Methodology & Glossary
- Research a Geography
- Expert Directory
- Saved Pages

Relevant **Data tools, Charts, and other Resources..**

View and quickly access **research and insights.**

Lubricants Content in the Oil Markets, Midstream & Downstream Data Browser

You are viewing **Refining and Marketing** research

[All 848](#)
[Refining & Marketing Perspectives 345](#)
[Short-Term Outlook 14](#)
[Long-Term Outlook 31](#)
[Downstream Market Profiles 192](#)
[Refinery Cost & Margin Analytics 7](#)
[Biofuels 14](#)
[Retail 82](#)
[Lubricants 78](#)
[Base Oils 21](#)
[Webinars & Events 127](#)

[Clear all](#)
[Follow this](#)

Refine results by:

Keyword

GEOGRAPHY:

- ☐ Africa
- ☐ Asia
- ☐ CIS
- ☐ Europe
- ☐ Latin America
- ☐ Middle East
- ☐ North America

Title	Published	Files
Biofuels and Feedstocks Price Outlook	18 Sep 2020	X
Global Retail Fuel Price and Margin Data Manager	18 Sep 2020	X
1H20 Lubricants Industry Trends	17 Sep 2020	PDF
Leadership Dialogue with René Ortiz, Minister of Energy and Non-Renewable Natural Resources, Republic of Ecuador	17 Sep 2020	PDF

Primary Tools

- [Oil Markets, Midstream & Downstream Data Browser](#)
- [Biofuels Production Capacity Dashboard](#) **NEW**
- [Biofuels Capacities Data Browser](#) **NEW**
- [Refining and Marketing Annual Strategic Workbook Analytics Tool](#) **UPDATED**
- [EIA Weekly Data Viewer](#) **NEW**
- [IMO 2020 Transition Data Viewer](#) **NEW**
- [Global Refineries](#)

Click to access a 5-minute training video.

Data Browser

- [Build Query](#)
- [Workspace](#)
- [My Saved](#)
- [Documentation](#)
- [Service Documentation](#)
- [Flash Alerts](#)
- [What is New in Data](#)

Build Query

Database: **Oil Markets, Midstream & Downstream** Search...

Total Filters Selected 1

Concept...	Geography...	Product...	Frequency...	Unit...
<input type="checkbox"/> Crude Oil <input type="checkbox"/> Refining and Products <input checked="" type="checkbox"/> Global Lubricants Demand <input type="checkbox"/> Natural Gas Liquids	<input type="checkbox"/> World <input type="checkbox"/> Africa <input type="checkbox"/> Asia <input type="checkbox"/> CIS <input type="checkbox"/> Europe <input type="checkbox"/> Latin America <input type="checkbox"/> Middle East <input type="checkbox"/> North America	<input type="checkbox"/> Lubricants <input type="checkbox"/> Transport Segment <input type="checkbox"/> Non Transport Segment	<input type="checkbox"/> Annual	<input type="checkbox"/> bbl/d <input type="checkbox"/> kl/y <input type="checkbox"/> kt/y <input type="checkbox"/> M Gal/y <input type="checkbox"/> Ml/y

Filter options to customize your search.

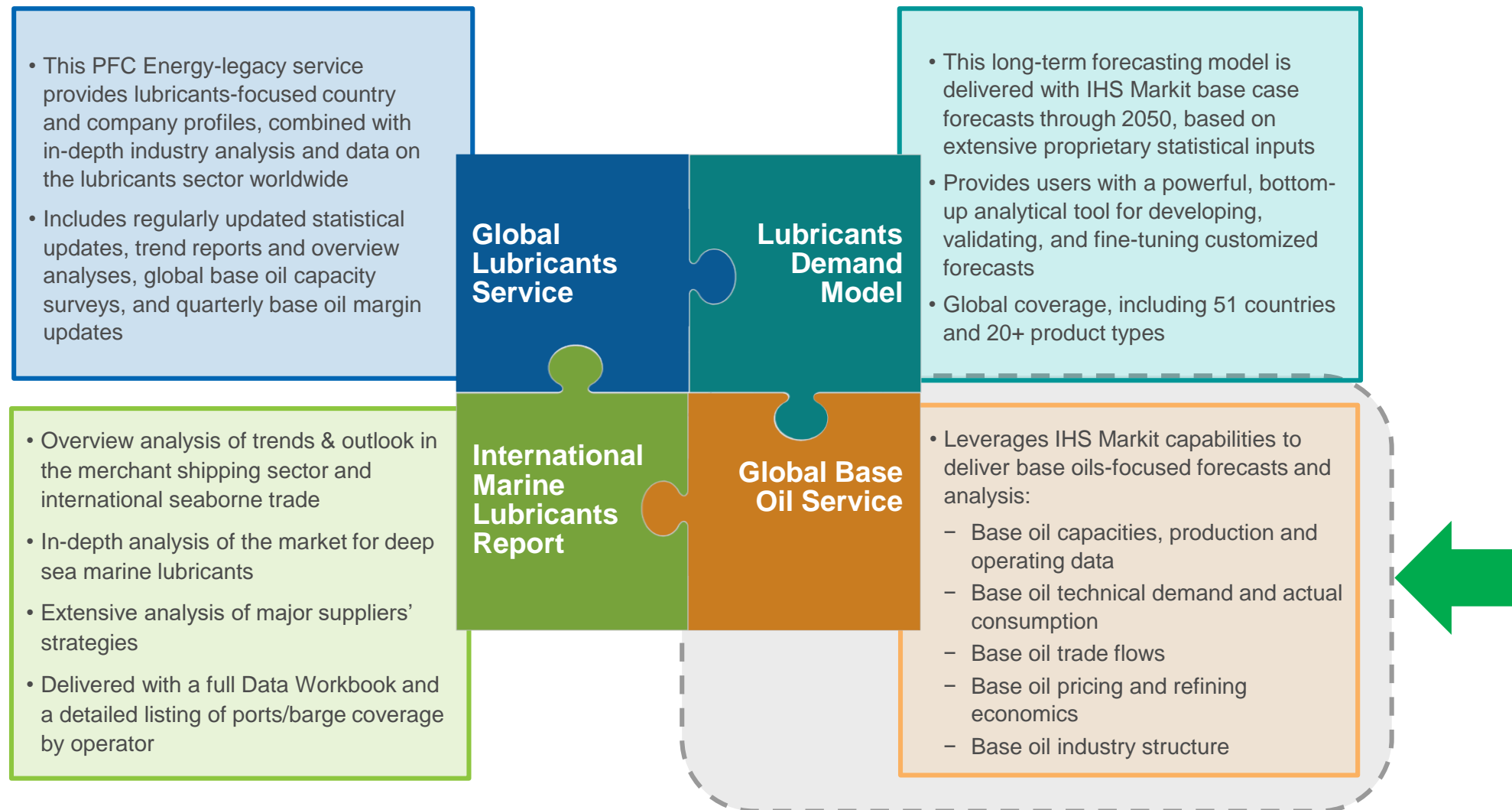
RESET

VIEW RESULTS

Click here to run the search

Global Base Oils Service

The IHS Markit Lubricants Suite



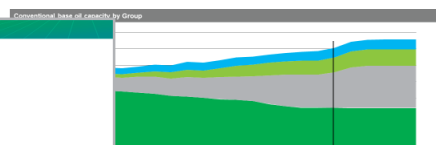
Global Base Oils Service (GBOS)



1. Long-term base oil supply/demand balance outlook
2. Base oil price outlook
3. Base oil manufacturer profiles
4. Monthly and quarterly base oil margin updates
5. Base oil manufacturing capacities and investments
6. Base oil manufacturing sector overview presentation

Conventional base oil capacity has grown significantly over the past five years, with further expansion expected

- Global base oil capacity stood at 58.7 Mt as of end-2017
- Group III/II capacity additions have outpaced Group I capacity reductions, resulting in a net capacity increase of approximately 3.4 Mt by 2022
- China added 6 plants in 2018 with total capacity of 3,530 kta, and Europe with 3 announced projects between 2019-2021 expecting additional 1,330 kta



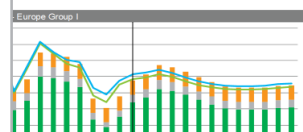
Europe will be the dominant Group I exporter

- Europe Group I utilization is expected to decrease, resulting in declining net exports
- Asia-Pacific remains a net importer of Group I, mainly to balance demand in China and South Asia



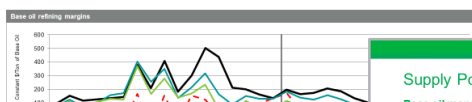
The cost of production is the fundamental driver of base oil prices

- In the European price-setting market for Group I base oils, prices closely follow the cost of production
- When base oil prices rise above the cost of production, margins also benefit
- When base oil prices fall below the cost of production, margins also suffer



Long-term margins will fall from recent highs

- USGC Group II to remain steady, with boost from IMO transition
- Singapore and Korea Group III will decline as differentials shrink, despite IMO boost
- European Group I plants (export basis) will remain at or below breakeven, contributing to rationalization pressures



Supply Position

Base oil manufacturing

ExxonMobil is the largest base oil producer in the world, and leading role the sector remains a fundamental element of its strategy

In 2019, the group had total equity share base oil capacity of 5.8 Mt/y, accounting for 9.9% of the industry's

not reflect the addition of its new base oil plant in Texas

In 2019, the group had total equity share base oil capacity of 5.8 Mt/y, accounting for 9.9% of the industry's

refining business, ExxonMobil continues to seek oil manufacturing, enlarging its most competitive plants, while selling or closing down smaller or less

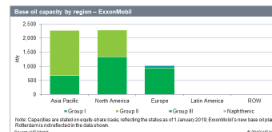
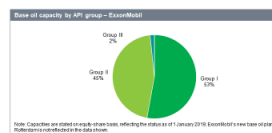
ExxonMobil closed its 519 kty Group I base oil plant at its Mont, Texas

maintaining stake in TonneGeneral, through which it had the base oil refinery in Vladivostok, Japan; the move

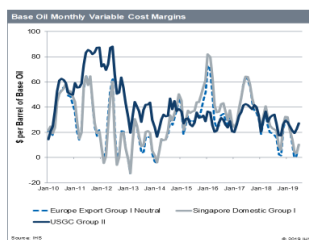
to share base oil capacity by 80 kty

up closed its 104 kty Group I base oil plant in India and divested its refinery in Augusta, Italy, including

its base oil plant, the largest Group I plant in Europe



Margins fell sharply in 2019, but appear to have bottomed out and be recovering in recent months



- Short-term base oil margins are highly volatile due to the lagged response of base oil prices to changes in feedstocks and byproduct prices
- After the numerous plant outages and higher margins in 2017, base oil margins weakened sharply in 2018 and 2019 with the startup of a number of expansion projects
- Margins dropped sharply through early 2019, but have bottomed and rebounded
- Limited margin strengthening is expected through the end of 2019, before the IMO impacts fully take effect

Base Oils Page Navigation

Research and Data is listed in the **Base Oils** topical tab.

Keyword search and relevant filter options.

You are viewing **Refining and Marketing** research

Follow this

Refine results by:

Keyword

▼ GEOGRAPHY:

- ☐ Africa
- ☐ Asia
- ☐ CIS
- ☐ Europe
- ☐ Latin America
- ☐ Middle East
- ☐ North America

▼ TOPIC & CONCEPT:

- ☐ Company & Organization Type
- ☐ Costs & Expenditures
- ☐ Country Risk
- ☐ Deepwater
- ☐ Downstream
- ☐ End-Use

Title	Published	Files
Biofuels and Feedstocks Price Outlook	18 Sep 2020	
Global Retail Fuel Price and Margin Data Manager	18 Sep 2020	
1H20 Lubricants Industry Trends	17 Sep 2020	
Leadership Dialogue with René Ortiz, Minister of Energy and Non-Renewable Natural Resources, Republic of Ecuador	17 Sep 2020	
Energy Storage Technology Pathways to Support the Energy Transition	17 Sep 2020	
US EIA Weekly Commentary: Crude and motor gasoline inventories decrease, distillate fuel oil stocks approach the record highest levels Archive	16 Sep 2020	
Zimbabwe Downstream Profile	14 Sep 2020	

▼ Primary Tools

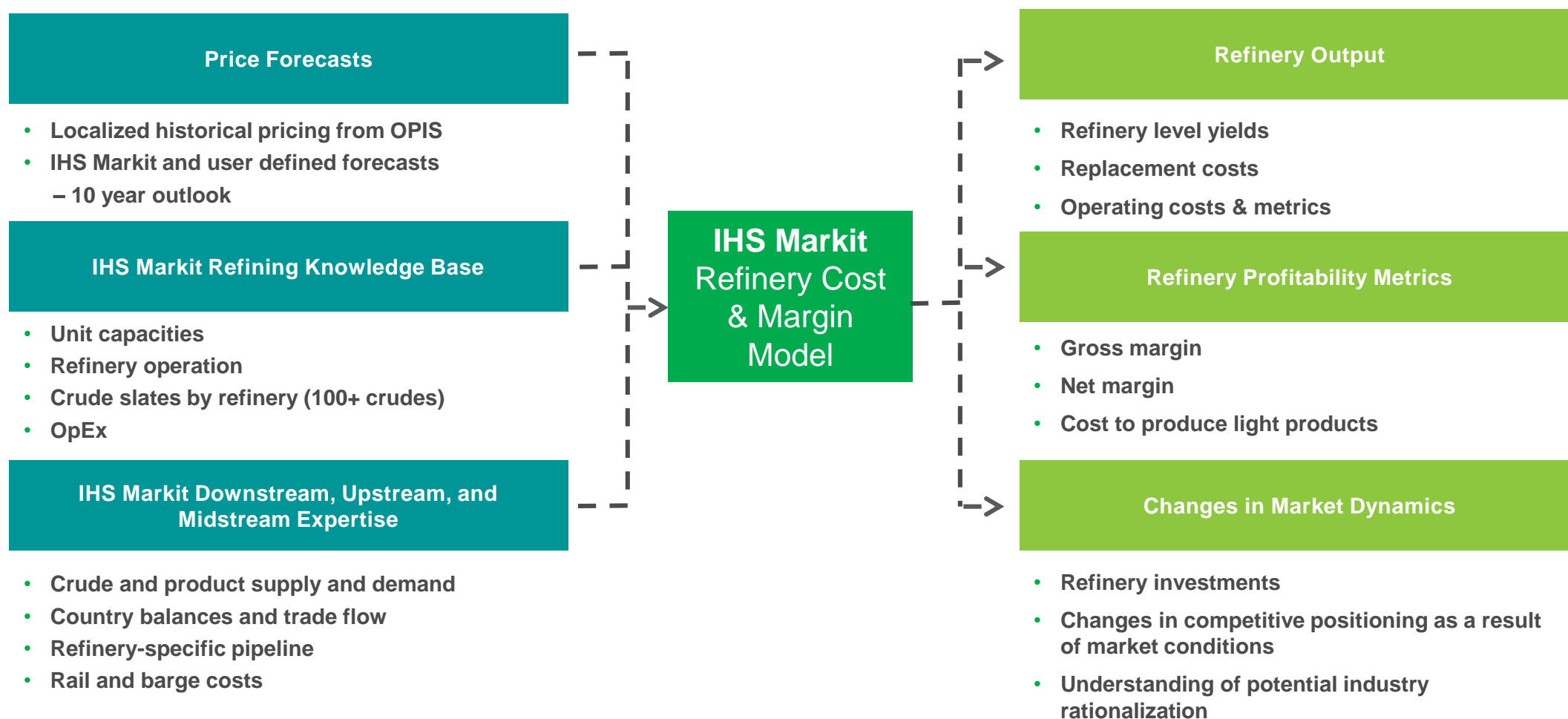
- Oil Markets, Midstream & Downstream Data Browser
- Biofuels Production Capacity Dashboard **NEW**
- Biofuels Capacities Data Browser **NEW**
- Refining and Marketing Annual Strategic Workbook Analytics Tool **UPDATED**
- EIA Weekly Data Viewer **NEW**
- IMO 2020 Transition Data Viewer **NEW**
- Global Refineries
- Analytics and Charts
- Related Tools and Platforms
- Methodology & Glossary
- Research a Geography
- Expert Directory
- Saved Pages

Relevant **Data tools, Charts, and other Resources..**

View and quickly access research and insights.

Refinery Cost and Margin Analytics (RCMA)

Benchmark investments & evaluate a refinery's long-term competitive position with robust modelling and insight into the competitive landscape of the refining industry



IHS Markit Advantage	Detail
Thorough modeling of refinery specific yields	<ul style="list-style-type: none"> • Refineries modeled with two types of crude units, a sweet, cracking crude unit and a sour crude unit. • Crude blending tool to estimate properties of each cut point based on refinery assay database - <150 possible crude assays included • Unit (i.e. FCC /HCK resid) feed limits based on crude cut properties (metals, CCR) • Blending of gasoline and distillate to meet country level specifications.
Model incorporates IHS Markit proprietary data on refinery level operation	<ul style="list-style-type: none"> • Crude unit operating envelope • Hydrocracker and FCC severity • Unit level yields vary by feed quality and type and are based on the crude assays & purchased feedstock quality
Detailed IHS Markit proprietary models and data analysis	<ul style="list-style-type: none"> • Crude slates based on IHS Markit proprietary analysis using crude supply balances along with data obtained from government reporting agencies, public reporting, terminal balances, and shipping receipts • Detailed operating expense estimates based on benchmarking and updated with IHS Markit forecasts for regional labor, materials, and government costs. Operating expense estimates include allocations for water, electricity, natural gas, labor, maintenance, and catalyst/chemicals.
Market data/insight accuracy	<ul style="list-style-type: none"> • Pricing, crude slate, and refinery configuration based on regional experts located in offices in London, Paris, Dubai, China, Malaysia, Singapore, the United States, and Canada. • Detailed rack level prices available for all U.S. products for greater geographical coverage • International prices based on import/export transport parity for inland refineries • Localized labor and replacement cost estimates • Expert analysis used to forecast changes in competitive landscape
Historical operating data for over 50% of the U.S. refineries calibrated to reported earnings data	<ul style="list-style-type: none"> • Refinery utilization based on reported data and individual refinery state and country level reporting • Calibrated yields capture chronic reliability issues and unit level performance

RCMA on Connect

Research and Data is listed in the **Refinery Cost and Margin Analytics** topical tab.

You are viewing **Refining and Marketing** research About this page

All 848 **Refining & Marketing Perspectives** 345 **Short-Term Outlook** 14 **Long-Term Outlook** 31 **Downstream Market Profiles** 192 **Refinery Cost & Margin Analytics** 7 **Biofuels** 14 **Retail** 82 **Lubricants** 78 **Base Oils** 21 **Webinars & Events** 127

Clear all <<

Refine results by:

Keyword

GEOGRAPHY:

- ☐ Africa
- ☐ Asia
- ☐ CIS
- ☐ Europe
- ☐ Latin America
- ☐ Middle East
- ☐ North America

TOPIC & CONCEPT:

- ☐ Company & Organization Type
- ☐ Costs & Expenditures
- ☐ Country Risk
- ☐ Deepwater
- ☐ Downstream
- ☐ End-Use

Follow this

Title	Published ↓	Files
Biofuels and Feedstocks Price Outlook	18 Sep 2020	
Global Retail Fuel Price and Margin Data Manager	18 Sep 2020	
1H20 Lubricants Industry Trends	17 Sep 2020	
Leadership Dialogue with René Ortíz, Minister of Energy and Non-Renewable Natural Resources, Republic of Ecuador	17 Sep 2020	
Energy Storage Technology Pathways to Support the Energy Transition	17 Sep 2020	
US EIA Weekly Commentary: Crude and motor gasoline inventories decrease, distillate fuel oil stocks approach the record highest levels Archive	16 Sep 2020	
Zimbabwe Downstream Profile	14 Sep 2020	

Primary Tools

- Oil Markets, Midstream & Downstream Data Browser
- Biofuels Production Capacity Dashboard **NEW**
- Biofuels Capacities Data Browser **NEW**
- Refining and Marketing Annual Strategic Workbook Analytics Tool **UPDATED**
- EIA Weekly Data Viewer **NEW**
- IMO 2020 Transition Data Viewer **NEW**
- Global Refineries
- Analytics and Charts
- Related Tools and Platforms
- Methodology & Glossary
- Research a Geography
- Expert Directory
- Saved Pages

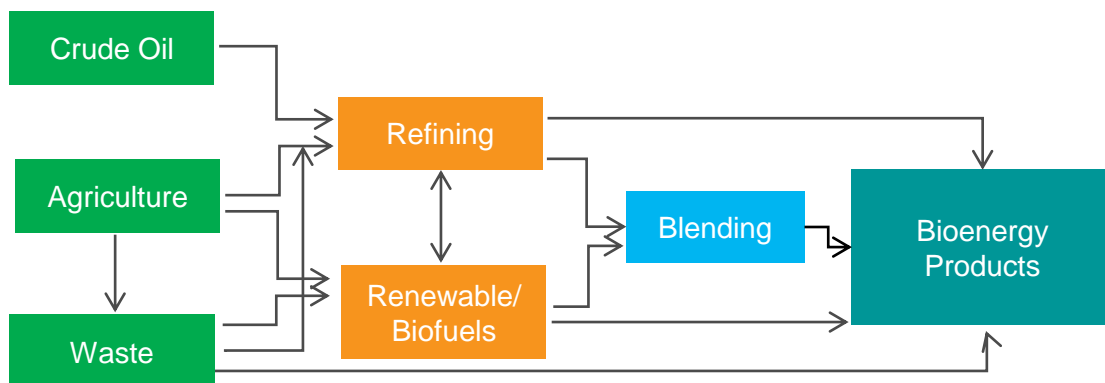
View and quickly access
research

Biofuels Value Chain Service

Biofuels Value Chain Service – Long-term clarity in a rapidly evolving sector

Maintain perspective and anticipate longer-term trends in the ever-changing biofuels markets

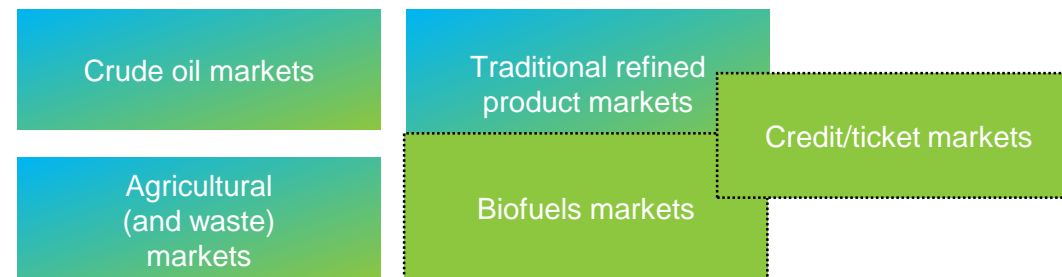
- Biofuels have been around for many years, but recent industry momentum has accelerated as decarbonization pressure and other trends have added support for expanding the sector.
- BVCS supports clients' medium and long-term strategic decision-making regarding not only biofuels themselves, but also around their feedstocks and critically important supporting credit/ticket markets.
- The service enables new biofuels investment capacity planning and informs strategic sourcing and marketing decisions.
- BVCS looks beyond complimentary market news and short-term price discovery, to a more comprehensive, integrated view encompassing the entire biofuels value chain:



Extensive data supplemented with deep market expertise and analysis to give clients a unique biofuels picture

- > Fundamentals-based, medium to long-term analysis of biofuels markets and credit/ticket markets, with coverage of feedstocks markets as they apply to biofuels.
- > Supply/demand and price forecasts, with full accompanying analysis of market drivers and dynamics.
- > Bringing together interlocking analysis across the biofuels value chain:
 - **Upstream:** Feedstock markets directly related to biofuels
 - **Biofuels-Direct:** Biofuels supply/demand, and credit/ticket incentives
 - **Downstream:** Refined products demand markets, competitiveness versus oil and gas incumbents, regulatory mandates

Adjacent markets and Biofuels Value Chain Service coverage:



IHS Markit biofuels portfolio feature comparison

Feedstock Markets							Biofuels Markets						Credit/ Ticket Markets			
Product Offering Name	Geographic Coverage	Publication/ Update Cadence	Market News/ Developments	Prices	Demand Outlook	Profiles and Market Analysis	Market News/ Developments	Prices	Supply/ Demand Outlook	Regulatory/ Policy Coverage	Capacities Database	Profiles and Market Analysis	Market News/ Developments	Prices	Market Outlook	Profiles and Market Analysis
Carbon Market Report	Americas	Daily	-	-	-	-	-	-	-	-	-	-	Daily Reporting and Assessment	Daily Current + Historical	-	-
Ethanol and Biofuels Information Service	Americas	Daily	Daily Reporting and Assessment	Daily Current + Historical	-	-	Daily Reporting and Assessment	Daily Current + Historical	-	Daily Reporting and Assessment	-	-	-	-	-	-
Ethanol & Biofuels Economics	Global	Weekly/ Biweekly	Weekly/ Biweekly Reporting and Assessment	Weekly/ Biweekly Current + Historical	-	-	Weekly/Biweekly Reporting and Assessment	Weekly/ Biweekly Current + Historical	Monthly 18-month forecast	Biweekly Reporting and Assessment	Database	Country Profiles + Competitor Profiles	Biweekly Reporting and Assessment	-	-	-
Biofuels Value Chain Service	Global	Evergreen, Quarterly, Annual	Ad-Hoc Strategic Insight pieces on major developments	Quarterly Historical and Forecast to 2050	Annual Historical and Forecast to 2050	Global Feedstock Profiles	Ad-Hoc Strategic Insight pieces on major developments	Quarterly Historical and Forecast to 2050	Annual Historical and Forecast to 2050	Mandate Tracker + Regional Regulatory Overviews	Database + Analysis Tool	Regional Value Chain Profiles	Ad-Hoc Strategic Insight pieces on major developments	Quarterly Historical and Forecast to 2050	Quarterly Updates	Regional Value Chain Profiles

Biofuels Value Chain Service on Connect

Research and Data is listed in the **Biofuels** topical tab.

You are viewing **Refining and Marketing** research About this page

[All 848](#)
[Refining & Marketing Perspectives 345](#)
[Short-Term Outlook 14](#)
[Long-Term Outlook 31](#)
[Downstream Market Profiles 192](#)
[Refinery Cost & Margin Analytics 7](#)
[Biofuels 14](#)
[Retail 82](#)
[Lubricants 78](#)
[Base Oils 21](#)
[Webinars & Events 127](#)

Clear all <<

Refine results by:

Keyword

▼ GEOGRAPHY:

- ☐ Africa
- ☐ Asia
- ☐ CIS
- ☐ Europe
- ☐ Latin America
- ☐ Middle East
- ☐ North America

▼ TOPIC & CONCEPT:

- ☐ Company & Organization Type
- ☐ Costs & Expenditures
- ☐ Country Risk
- ☐ Deepwater
- ☐ Downstream
- ☐ End-Use

Follow this

Title	Published ↓	Files
Biofuels and Feedstocks Price Outlook	18 Sep 2020	
Global Retail Fuel Price and Margin Data Manager	18 Sep 2020	
1H20 Lubricants Industry Trends	17 Sep 2020	
Leadership Dialogue with René Ortíz, Minister of Energy and Non-Renewable Natural Resources, Republic of Ecuador	17 Sep 2020	
Energy Storage Technology Pathways to Support the Energy Transition	17 Sep 2020	
US EIA Weekly Commentary: Crude and motor gasoline inventories decrease, distillate fuel oil stocks approach the record highest levels Archive	16 Sep 2020	
Zimbabwe Downstream Profile	14 Sep 2020	

▼ Primary Tools

- Oil Markets, Midstream & Downstream Data Browser
- Biofuels Production Capacity Dashboard **NEW**
- Biofuels Capacities Data Browser **NEW**
- Refining and Marketing Annual Strategic Workbook Analytics Tool **UPDATED**
- EIA Weekly Data Viewer **NEW**
- IMO 2020 Transition Data Viewer **NEW**
- Global Refineries
- Analytics and Charts
- Related Tools and Platforms
- Methodology & Glossary
- Research a Geography
- Expert Directory
- Saved Pages

View and quickly access
research

Biofuels Production Capacity Dashboard

You are viewing **Refining and Marketing** research

[All 848](#)
[Refining & Marketing Perspectives 345](#)
[Short-Term Outlook 14](#)
[Long-Term Outlook 31](#)
[Downstream Market Profiles 192](#)
[Refinery Cost & Margin Analytics 7](#)
[Biofuels 14](#)
[Retail 82](#)
[Lubricants 78](#)
[Base Oils 21](#)
[Webinars & Events 127](#)

Clear all
 Refine results by:
 Keyword

GEOGRAPHY:
☐ Africa
☒ Asia
☐ CIS
☐ Europe
☐ Latin America
☐ Middle East
☐ North America

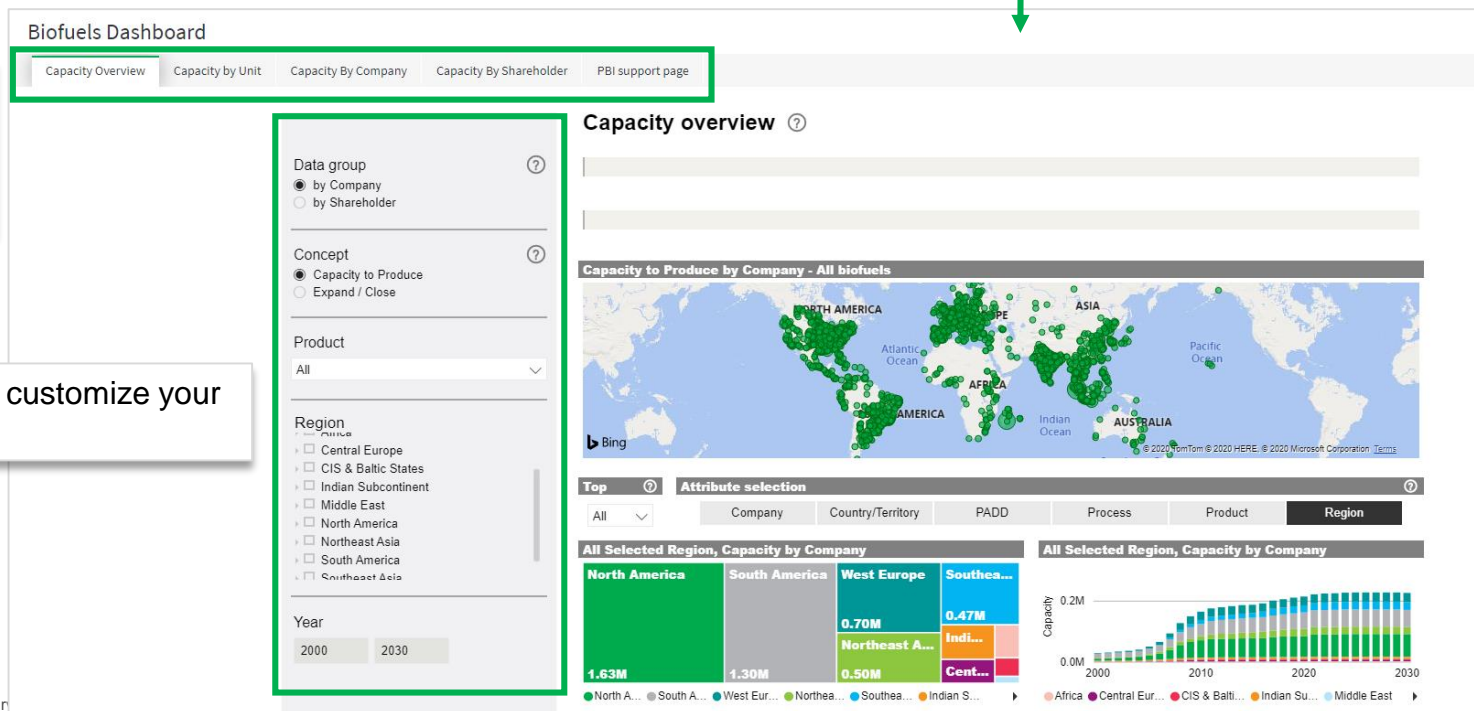
TOPIC & CONCEPT:
☐ Downstream

Follow this
 Title Published Files
 1H20 Lubricants Industry Trends 17 Sep 2020
 Shell Lubricants Profile 07 Sep 2020
 5.9 MMb/d of crude oil refining capacity at high-risk due to Hurricane Laura and Tropical Storm Marco 25 Aug 2020
 World Base Oil Manufacturing Capacities – 2020 Overview 14 Aug 2020
 Beyond lockdowns: How will Covid-19 affect demand for lubricants? 20 Jul 2020

Primary Tools
 Oil Markets, Midstream & Downstream Data
 Biofuels Production Capacity Dashboard **NEW**
 Biofuels Capacities Data Browser **NEW**
 Refining and Marketing Annual Strategic Workbook Analytics Tool **UPDATED**
 EIA Weekly Data Viewer **NEW**
 IMO 2020 Transition Data Viewer **NEW**
 Global Refineries
 Analytics and Charts
 Refining and Products
 Fuel Retail

Data Tabs allowing you to visualize **Capacity** by segments

Filter options to customize your search.



Biofuels Capacity Data Browser

You are viewing **Refining and Marketing** research

[All 848](#)
[Refining & Marketing Perspectives 345](#)
[Short-Term Outlook 14](#)
[Long-Term Outlook 31](#)
[Downstream Market Profiles 192](#)
[Refinery Cost & Margin Analytics 7](#)
[Biofuels 14](#)
[Retail 82](#)
[Lubricants 78](#)
[Base Oils 21](#)
[Webinars & Events 127](#)

[Clear all](#)
[Follow this](#)

Refine results by:

Keyword

GEOGRAPHY:

- ☐ Africa
- ☐ Asia
- ☐ CIS
- ☐ Europe
- ☐ Latin America
- ☐ Middle East
- ☐ North America

TOPIC & CONCEPT:

- ☐ Downstream

Title	Published	Files
1H2O Lubricants Industry Trends	17 Sep 2020	
Shell Lubricants Profile	07 Sep 2020	
5.9 MMb/d of crude oil refining capacity at high-risk due to Hurricane Laura and Tropical Storm Marco	25 Aug 2020	
World Base Oil Manufacturing Capacities – 2020 Overview	14 Aug 2020	
Beyond lockdowns: How will Covid-19 affect demand for lubricants?	20 Jul 2020	

Primary Tools

- [Oil Markets, Midstream & Downstream Data Browser](#)
- [Biofuels Production Capacity Dashboard](#) **NEW**
- [Biofuels Capacities Data Browser](#) **NEW**
- [Global Refining and Marketing Workbook Analytics Tool](#) **UPDATED**
- [EIA Weekly Data Viewer](#) **NEW**
- [IMO 2020 Transition Data Viewer](#) **NEW**
- [Global Refineries](#)

Analytics and Charts

- [Refining and Products](#)
- [Fuel Retail](#)

Click to access a 5-minute training video.

Data Browser

- Query
- Workbook
- My Saved 3
- Documentation
 - Service Documentation
 - Flash Alerts
 - What is New in Data

Query

Dataset: **Chemical Capacity by Company** Search...

☒ Concept
 ☒ Product
 ☒ Geography
 ☒ Company
 Total Filters Selected 1

Concept 1

Search ...

☒ Capacity to produce
☐ Expand / Close

SELECT ALL CLEAR ALL <=>

Product

Search ...

- ☐ 1,1,1-Trichloroethane
- ☐ 1,2-Butylene oxide
- ☐ 1,4-Butanediol (BDO)
- ☐ 1,4-Hexadiene
- ☐ 1,5,9-Cyclododecatriene
- ☐ 2-Ethylhexanol (2EH)
- ☐ 2-Ethylhexyl acrylate
- ☐ 5-Ethylidene norbornene
- ☐ Acetaldehyde

SELECT ALL <=>

Geography

Search ...

- ☐ World Total
- ☐ Africa
- ☐ Central Europe
- ☐ CIS & Baltic States
- ☐ Indian Subcontinent
- ☐ Middle East
- ☐ North America
- ☐ Northeast Asia
- ☐ South America

SELECT ALL <=>

Company

Search ...

- ☐ 1st Urban Fiber
- ☐ 3B Biofuels GmbH
- ☐ 3F Industries
- ☐ 3M Belgium N.V./S.A.
- ☐ 3M Company
- ☐ 3M Italia
- ☐ A & E Plastics
- ☐ A Ahlstrom
- ☐ A&M Styrene

SELECT ALL <=>

fx UNIT CONVERSION...
 Filter options to customize your search.
Click here to run the search
[RESET](#)
[VIEW RESULTS](#)

Company Strategies & Performance

CSP Refining & Marketing Module

- The IHS Markit Company Strategies and Performance (CSP) Refining & Marketing, is a multiclient program offering a unique combination of in-depth analysis and tools to compare peer companies. The product has six main components, which complement each other to provide rich data and analysis to compare the strategic direction and performance of the selected companies.
 - Refining and Marketing Company Profiles**—32 individual company reports, analyzing each one's global portfolio, operations, strategy and competitive position, comprises following chapters:
 - Corporate and Financial Overview—Key information on strategy, investments and divestments
 - Refinery Profiles—Global portfolio details covering all major assets
 - Refining and Marketing—Granular coverage of refining and marketing operations including refinery-petrochemical integration
 - IHS Markit View—Our independent analysis of short-term and long-term moves made by the company
 - Performance Review Reports**
 - Refining and Retail Extracts**
 - Financial Benchmarking Extracts**
 - Refining Transaction Data Extracts**
 - Company Perspectives**
- The peer group set of companies are selected judiciously based on company size (by revenue and capacity) within the competitive space, geographic reach and scale. Refinery throughput and geographies served forms the base of the criteria to bring together a competitive group of organizations. Together, these companies represent nearly 60% of the global refining capacity and refined products output. The overall analysis gives the holistic view of the sector from the perspective of business operations by segment, profitability, investments, mergers, acquisitions, and divestments.

CSP Refining Peer Groups						
Global Majors	National oil companies	North American Majors	North American Mid Majors	European Majors	Asian Majors	Asian Mid Majors
BP	KPC	Marathon	Delek	Eni SpA	Reliance	Petronas
Chevron	Petrobras	Valero	Husky Energy	Repsol	Sinopec	Pertamina
ExxonMobil	Saudi Aramco	Phillips 66	Suncor Energy	Lukoil	PetroChina	SK Energy
Royal Dutch/Shell	PEMEX		CITGO	OMV	Indian Oil	
TOTAL			HollyFrontier	MOL	ENEOS (JXTG Nippon)	
			PBF Energy	PKN Orlen		

Deliverables—CSP Refining & Marketing Module

1 Performance Benchmarking

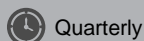
Quarterly Financial Benchmark Extract

Excel extract containing reported financial results combined with asset modeling



Quarterly Performance Report

Assessment of refining and marketing performance by company for each peer group



Annual Performance Report

Annual summary report, benchmarking each company's performance for the year for each peer group



2 Company Profiles

Company Profiles

32 profiles of each company's portfolio and competitive positioning



3 Data and Tools

Refining Data Manager

Excel data file for companies' refining portfolio



Retail Data Manager

Excel data file for companies' retail portfolio



Transaction Database

Database capturing each acquisition and divestiture of refining, terminal and retail assets



4 Company Perspectives

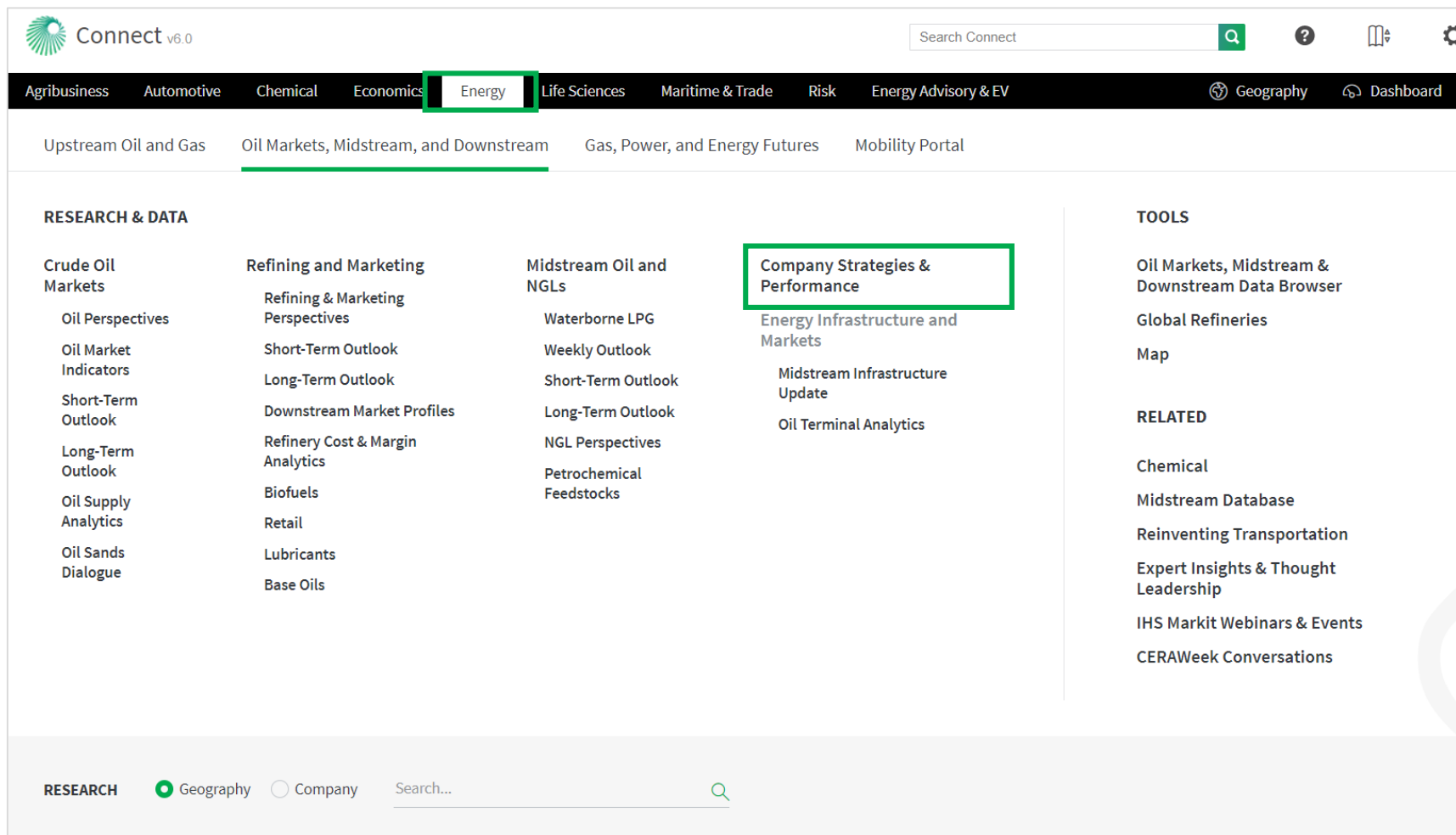
Strategic Reports and Alerts

Reports and alerts discussing and analyzing key events and trends in downstream competitive landscape



Company Strategies and Performance in Connect

In Connect, hover over the **Energy** Megamenu > **Oil Markets, Midstream and Downstream** > Click on **Company Strategies and Performance** topics.



The screenshot displays the IHS Markit Connect v6.0 interface. The top navigation bar includes the IHS Markit logo, the text 'Connect v6.0', a search bar labeled 'Search Connect', and icons for help, a book, and settings. Below this, a secondary navigation bar lists various industry sectors: Agribusiness, Automotive, Chemical, Economics, **Energy** (highlighted with a green box), Life Sciences, Maritime & Trade, Risk, and Energy Advisory & EV. To the right of these are links for 'Geography' and 'Dashboard'. Under the 'Energy' sector, a sub-navigation bar shows 'Upstream Oil and Gas', **Oil Markets, Midstream, and Downstream** (highlighted with a green line), 'Gas, Power, and Energy Futures', and 'Mobility Portal'. The main content area is divided into two columns. The left column, titled 'RESEARCH & DATA', contains four sub-sections: 'Crude Oil Markets' (with links like Oil Perspectives, Oil Market Indicators, Short-Term Outlook, Long-Term Outlook, Oil Supply Analytics, Oil Sands Dialogue), 'Refining and Marketing' (with links like Refining & Marketing Perspectives, Short-Term Outlook, Long-Term Outlook, Downstream Market Profiles, Refinery Cost & Margin Analytics, Biofuels, Retail, Lubricants, Base Oils), 'Midstream Oil and NGLs' (with links like Waterborne LPG, Weekly Outlook, Short-Term Outlook, Long-Term Outlook, NGL Perspectives, Petrochemical Feedstocks), and **Company Strategies & Performance** (highlighted with a green box, containing links for Energy Infrastructure and Markets, Midstream Infrastructure Update, and Oil Terminal Analytics). The right column, titled 'TOOLS', includes 'Oil Markets, Midstream & Downstream Data Browser', 'Global Refineries', and 'Map'. Below these is a 'RELATED' section with links to 'Chemical', 'Midstream Database', 'Reinventing Transportation', 'Expert Insights & Thought Leadership', 'IHS Markit Webinars & Events', and 'CERAWEEK Conversations'. At the bottom, there is a footer bar with 'RESEARCH' selected, radio buttons for 'Geography' and 'Company', a search bar, and a magnifying glass icon.

Company Strategies & Performance Page Navigation

Research and Data are organized within **topical tabs** to instantly narrow down your search.

You are viewing **Refining & Marketing Company Strategies and Performance** research

About this page

All 167 Performance Benchmarking 10 Company Profiles 39 Company Perspectives 54 Data & Tools 11 Webinars & Events 11

Clear all

Refine results by:

☒ Keyword(s) ☐ Company

Keyword








GEOGRAPHY:

- ☐ Africa
- ☐ Asia
- ☐ CIS
- ☐ Europe
- ☐ Latin America
- ☐ Middle East
- ☐ North America


TOPIC & CONCEPT:

- ☐ Biofuels
- ☐ Company & Organization Type
- ☐ Facilities & Operations
- ☐ Marketing
- ☐ Midstream
- ☐ NGL (Natural Gas Liquids)

Follow this

Title	Published	Files
Global Refining Company Data Manager	20 Feb 2020	
IHS Markit Webinar: Assessing the impact of the coronavirus on China's energy markets	20 Feb 2020	
Global Retail Company Data Manager	17 Feb 2020	
North America Refining Company Data Manager	17 Jan 2020	
Europe/CIS Retail Company Data Manager	17 Jan 2020	
Asia Retail Company Data manager	15 Jan 2020	
Asia Refining Company Data Manager	10 Jan 2020	
Petrobras Downstream Profile 2019 Archive	10 Jan 2020	

Expert Analysis



India Retail Fuel Environment : High-growth sector with emerging opportunities for private and foreign players

30 Dec 2019

India retail fuel environment is undergoing a shift with the increased penetration of private and global players. Also, the government is undertaking reforms to liberalize India retail sector. Bharti Agarwal, Senior Research Analyst BISDA (OMDC) shares her views.

Primary Tools

Relevant
Expert
briefings, **Data
tools** and
other
Resources..

View and quickly access
research and insights.

Company Strategies & Performance Topical Tabs on Research Page

You are viewing **Refining & Marketing Company Strategies and Performance** research

[All 123](#)
[Performance Benchmarking 10](#)
[Company Profiles 28](#)
[Company Perspectives 50](#)
[Data & Tools 9](#)
[Webinars & Events 18](#)

Performance Benchmarking	Company Profiles	Company Perspectives	Data & Tools
<ul style="list-style-type: none"> Quarterly Financial Benchmarking Extract Quarterly Performance Report Annual Performance Report 	<ul style="list-style-type: none"> Downstream Company profiles: (32 individual company reports analyzing each refining and marketing company's portfolio and competitive position) 	<ul style="list-style-type: none"> Strategic Reports & Alerts: Periodic in-depth analysis pieces and alerts analyzing key events and trends in the Refining and Marketing competitive landscape. 	<ul style="list-style-type: none"> Refining Data Manager Retail Data Manager Transaction Database

*This is an example of key research deliverables. More research is available on this page in Connect.

Contact Us

For questions or assistance, contact our Customer Care team.

Schedule a complimentary Connect training:

IHSConnectTraining@ihsmarkit.com

Access IHS Markit Connect anywhere, anytime for the information, insight and analytics necessary to make critical decisions. Download the free Connect [iPad](#) and [Smartphone](#) apps to your mobile device.



Americas:

+1 800 IHS-CARE (+1 800 447-2273)

Mon. to Fri. 0800 to 1800 MDT (GMT -6hrs)

Email: customercare@ihsmarkit.com

Europe, Middle East & Africa:

+44 (0) 1344 328 300

Mon. to Fri. 0800 to 1800 BST (GMT +1h)

Email: customercare@ihsmarkit.com

Asia Pacific:

+604 291 3600

Mon. to Fri. 0800 to 1800 MYT (GMT +8hrs)

Email: customercare@ihsmarkit.com