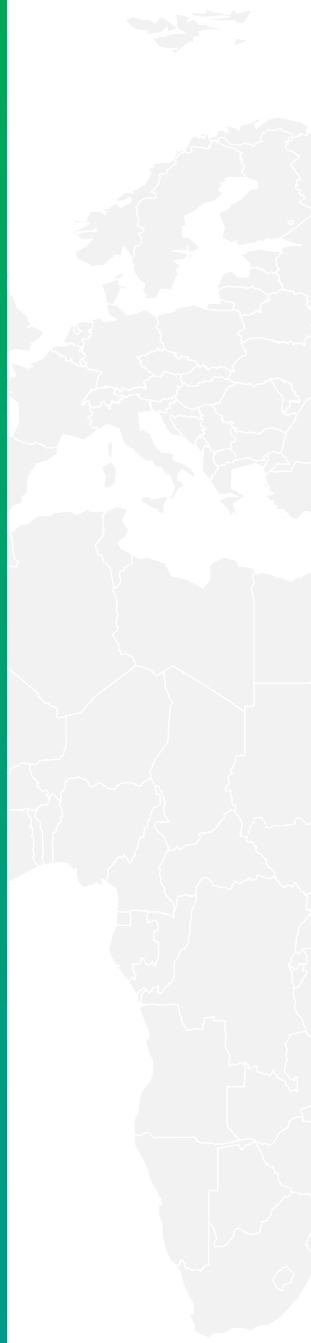


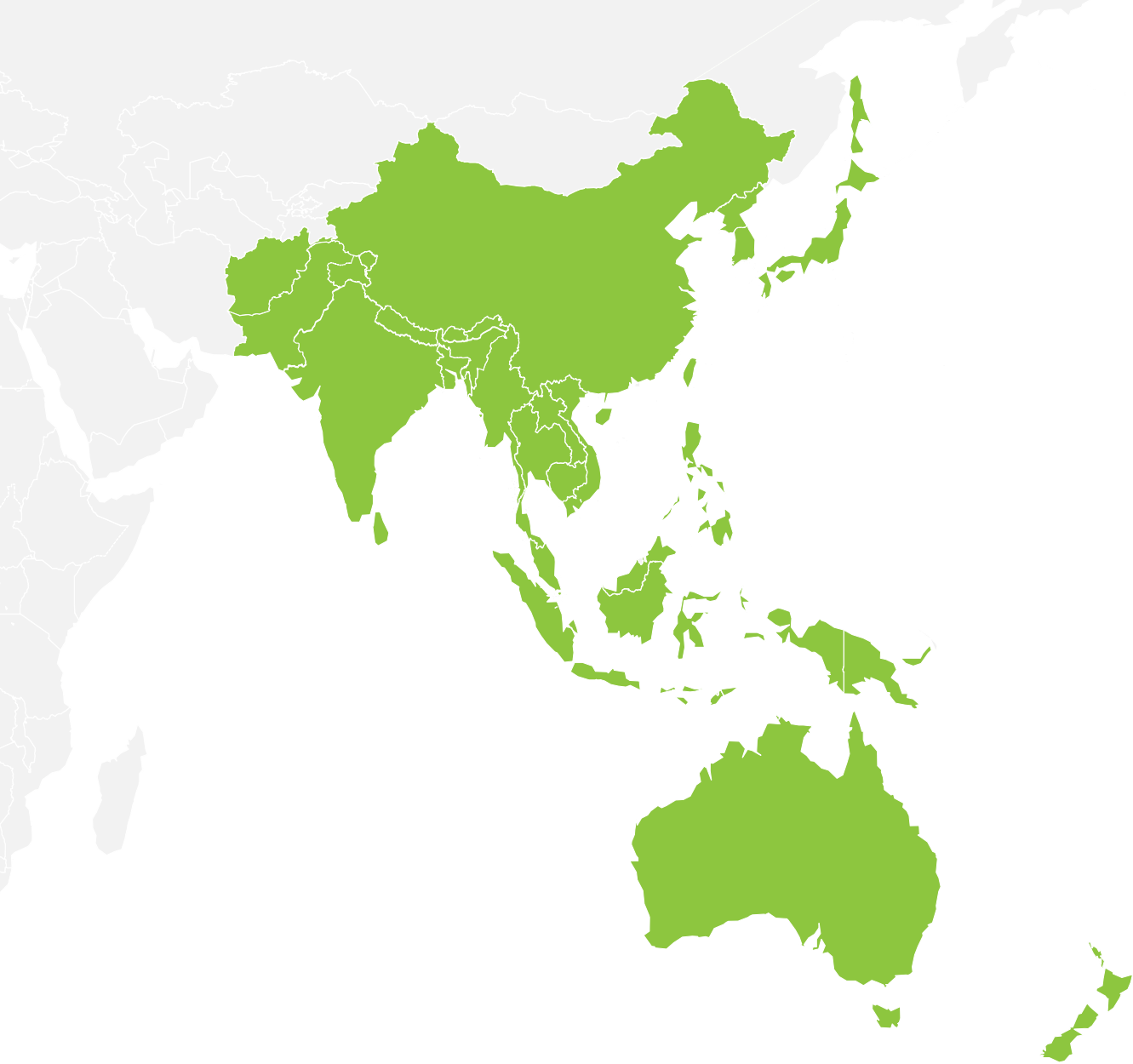


Asia Power & Renewables Analytics

Whether you produce,
consume, procure,
make equipment for, or
invest in power, making
the best decisions
depends on having a
**deep understanding of
the marketplace and
regulatory structure.**



Over the next three decades,
Asia Pacific is expected to account for over
60% of new power projects in the world.



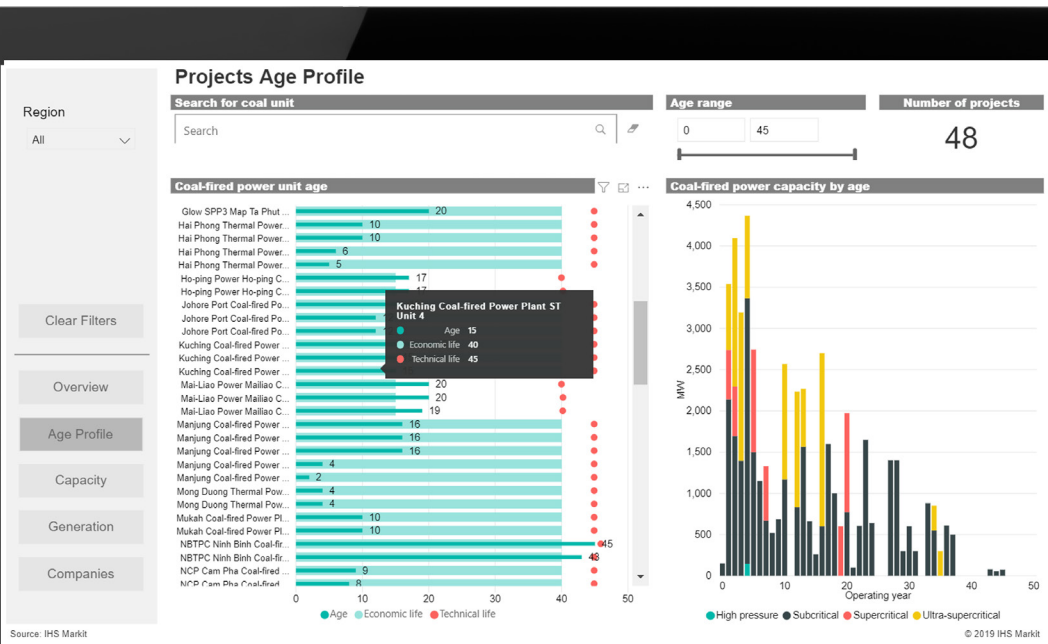
Both conventional technologies and renewables will be
added at a rapid pace, increasing by a total of 7,560 GW.

Key Features



Projects and Assets database

Maps showing the location of every power generating asset as well as projects in the pipeline above 1 MW in capacity in each region, with significant details about each asset.



Power Plant Age Profile

Age profile of each region's generation assets, with significant details on unit level operating age, technical life and economic life illustration.

Our powerful analytics platform can help you gain a competitive edge, by providing the fundamental data, information, and insight you need to better understand power markets in Asia Pacific's vibrant power and renewables sector and assess business opportunities.



Markets and Policies Analysis

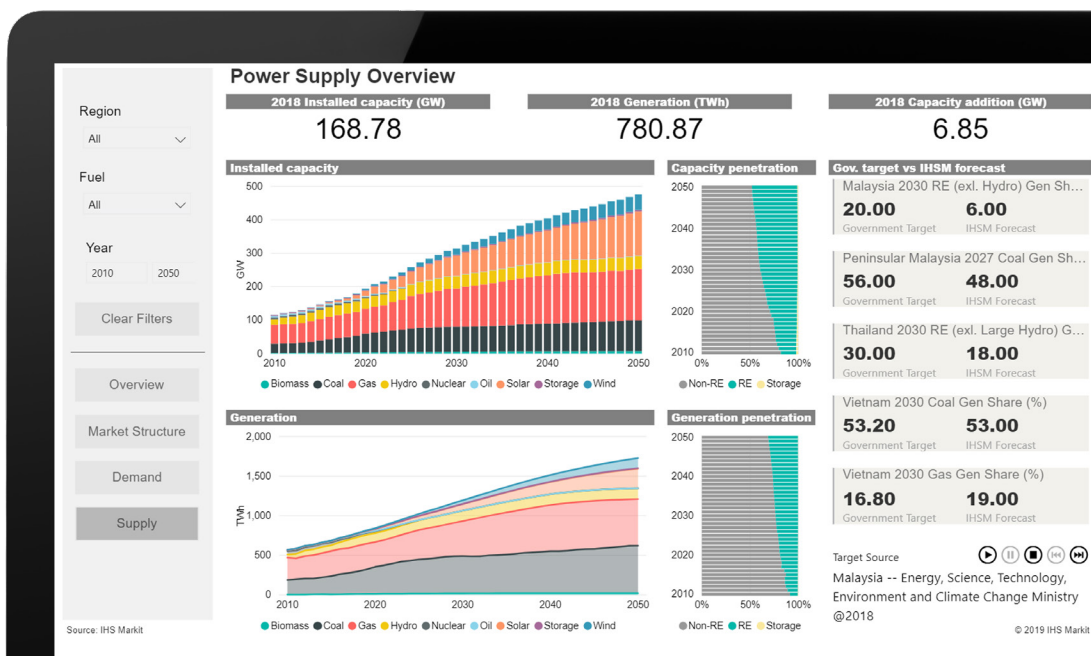
Detailed summary and comparison of each region's power sector and pertinent policies.

Ownership and Supply Chain Overview

Comprehensive list of the developer, owner, operator, shareholder(s), and EPC provider of each individual project

Long-Term Outlooks

Insights on the long-term outlook for demand, capacity and generation for each region out to 2050; comparisons against government targets, power development plans and existing pipeline projects.



Key Questions This Service Answers:



Where are the opportunities to sell equipment to assets under development?



Where do repowering and O&M opportunities exist?



What countries hold the greatest opportunities for new development projects?



Where are there existing assets to buy?



Where are opportunities for mergers & acquisitions, or other short- and long-term investment?

Who Benefits from This Service?



Power equipment manufacturers



Power generating asset owners and developers



Finance companies investing in power assets



Companies in engineering, procurement, and construction (EPC)

Coverage as of...

31 July
2019

Malaysia

Thailand

Vietnam

Taiwan

1 September
2019

India

Indonesia

Japan

November
2019

Singapore

Philippines

Mainland China

South Korea

Australia

January
2020

Myanmar

Bangladesh

Sri Lanka

Pakistan

How do Clients Use the Service?

Strategic planner at a global power developer

Compares the long-term power demand forecasts of several countries to identify which provides the greatest growth opportunity.

Business development officer of a large power equipment manufacturer

Examines the age of specific power generating assets and compares them against their expected lifespan to identify re-powering opportunities.

Financial analyst looking at acquisition opportunities in the region

Researches the ownership of specific assets to better identify targets.

What Makes Us Different?

Comprehensive coverage providing insight and data

This service combines a database of generating assets with our insight reports and market forecasts. It provides a full overview of the power sector in each country that we cover. No one else has this breadth and depth of insight.

More complete content

Our list of conventional power and renewable generating assets is comprehensive, with expertise on developing countries from our global research team that is truly unique.

Unrivaled expertise

Experts on each country vet all data to ensure its accuracy and all data will be updated regularly.

For more information, go to:
ihsmarkit.com/APRA

About IHS Markit

IHS Markit (Nasdaq: INFO) is a world leader in critical information, analytics and solutions for the major industries and markets that drive economies worldwide. The company delivers next-generation information, analytics and solutions to customers in business, finance and government, improving their operational efficiency and providing deep insights that lead to well-informed, confident decisions. IHS Markit has more than 50,000 key business and government customers, including 80 percent of the Fortune Global 500 and the world's leading financial institutions. Headquartered in London, IHS Markit is committed to sustainable, profitable growth.

CUSTOMER CARE

NORTH AND SOUTH AMERICA

T +1 800 447 2273
+1 303 858 6187 (Outside US/Canada)

EUROPE, MIDDLE EAST AND AFRICA

T +44 1344 328 300

ASIA PACIFIC

T +604 291 3600

E CustomerCare@ihsmarkit.com