



Banking Risk

Connect™ User Guide

Table of Contents

☐ Connect Login Instructions

☐ Banking Risk

- Banking Risk Global
- Risks and Ratings
- Headline Analysis
- Data Browser

☐ Geography

☐ My Connect

- Email Notifications
- Saving Content
- Report Builder

☐ Search and Custom Email Alerts

☐ User Options

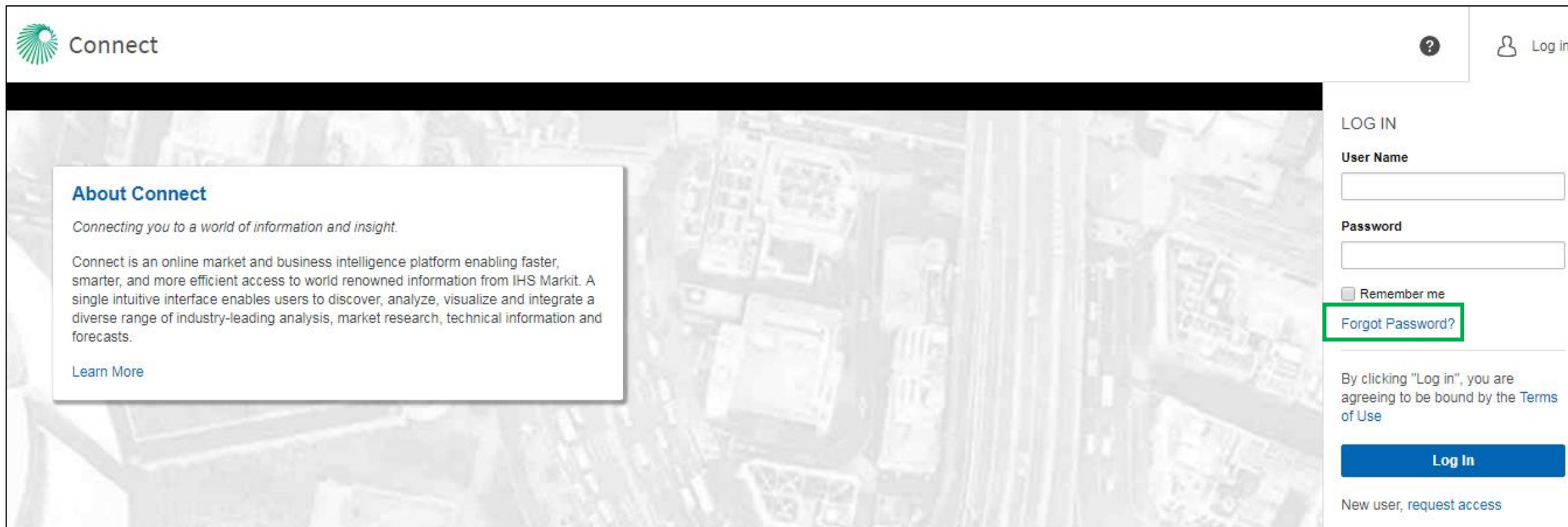
☐ Contact Us

Connect Login Instructions

Connect Login Instructions

Go to connect.ihsmarkit.com and log in with your Username and Password

Click on 'Forgot Password?' to reset your password



The screenshot shows the IHS Markit Connect login page. On the left, there is a 'Connect' logo and a navigation menu with a question mark icon and a 'Log in' button. The main content area features an 'About Connect' section with a description of the platform and a 'Learn More' link. On the right, the 'LOG IN' section contains input fields for 'User Name' and 'Password', a 'Remember me' checkbox, and a 'Forgot Password?' link highlighted with a green box. Below the login fields, there is a disclaimer about the 'Log in' button and a 'Log In' button. At the bottom right, there is a link for 'New user, request access'.

Connect

?

Log in

LOG IN

User Name

Password

☐ Remember me

[Forgot Password?](#)

By clicking "Log in", you are agreeing to be bound by the [Terms of Use](#)

Log In

[New user, request access](#)

About Connect

Connecting you to a world of information and insight.

Connect is an online market and business intelligence platform enabling faster, smarter, and more efficient access to world renowned information from IHS Markit. A single intuitive interface enables users to discover, analyze, visualize and integrate a diverse range of industry-leading analysis, market research, technical information and forecasts.


[Learn More](#)



Banking Risk Menu

Banking Risk Global - Menu Page

In Connect, hover over the **Banking Risk** menu > **Banking Risk**.

 Connect

Risk: Country Risk Banking Risk Sovereign Risk

Banking Risk

RESEARCH & DATA

Banking Risk - Global

Risks and Ratings

Headline Analysis

Geography Ranking

TOOLS

Data Browser

Banking


RELATED

IHS Markit Webinars & Events

Global Economics

Global Link Model

RESEARCH A GEOGRAPHY


Search...



Banking Risk Global

Banking Risk Global - Menu Page

In Connect, hover over the **Banking Risk** menu > **Banking Risk** and click on **Banking Risk – Global** under Research & Data.

 Connect

Risk:
Country Risk
Banking Risk
Sovereign Risk

Banking Risk

RESEARCH & DATA

Banking Risk - Global

Risks and Ratings

Headline Analysis

Geography Ranking

TOOLS

Data Browser

Banking

RELATED

IHS Markit Webinars & Events

Global Economics

Global Link Model

RESEARCH A GEOGRAPHY

Search...



Banking Risk - Global Page

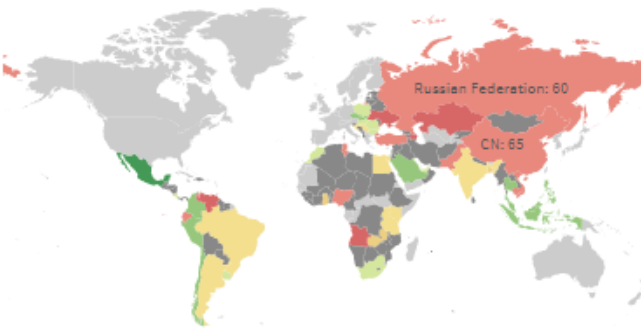
1. Click on a geography to jump to the individual geography page; Also, view geography's league table by **aggregate risk type**.

2. Daily analysis of banking risk-relevant events worldwide, filterable by geography and risk category

3. **Read report** on key risk to banking sector for different geographies.

Banking Risk - Global
Choose Country

1



BANKING RISK RATINGS

Geography	Rating
Ukraine	85 Extreme Risk (CC+ to D)
Azerbaijan	80 Extreme Risk (CC+ to D)
Angola	75 Extreme Risk (CC+ to D)
Venezuela, Bolivarian Republic of	75 Extreme Risk (CC+ to D)
Kazakhstan	70 Extreme Risk (CC+ to D)
China (mainland)	65 Very High Risk (B- to CCC-)
Nigeria	65 Very High Risk (B- to CCC-)
Cambodia	60 Very High Risk (B- to CCC-)
Ecuador	60 Very High Risk (B- to CCC-)
Pakistan	60 Very High Risk (B- to CCC-)

4

Ranking Table, 2018

Credit to GDP, %

Rank	Geography	Units
1	Hong Kong	339.1
2	Netherlands	234.1
101	Nigeria	10.6
102	Zambia	9.4
103	Venezuela, Bolivarian Republic of	2.6

2

Headline Analysis

Replacement of Turkey's central bank governor indicates political control over monetary policy and deepens fears of renewed lira depreciation Banking Risk, Consumer Markets...

Nigeria's central bank orders banks to increase lending to the economy, likely to weaken asset quality further

IHS Markit releases first Bangladesh banking risk report, rating at 55 due to poor asset

3

Key Risks to Watch

Details surrounding Turkey's financial sector support measures: The programme, announced in early April, hinted at bad asset transfers but authorities have not yet detailed how many assets will be purchased and at what price, or whether the measure will be limited to state-owned banks or expanded to privately owned banks.

Small bank failures/takeovers in mainland China:

5

Service Bulletins

IHS Markit Events

Methodology & Glossary

4. Select a concept from **dropdown** to view geography ranking on various banking sector risk concepts.

5. **Look** for past and upcoming IHSM events; **Read** the methodology used in calculating our banking risk scores.



Banking Risk - Global Page

SPECIAL REPORTS

1

Banking Risk Service: Monthly Review and Outlook June–July 2019

01 Jul 2019

IHS Markit banking risk experts upgraded Qatar's risk rating to a Medium Risk rating of 40, with a Stable outlook, reflecting lower credit risks and rebounding macroeconomic activity...

Turkey still vulnerable to new lira losses, adverse impacts on economy and banking sector

28 Jun 2019

This special report assesses Turkey's political, economic and financial situation and the risk of renewed instability. Analysis suggests that many of the underlying causes of the 2018...

Advanced economies banking sector review of key trends and risks: First

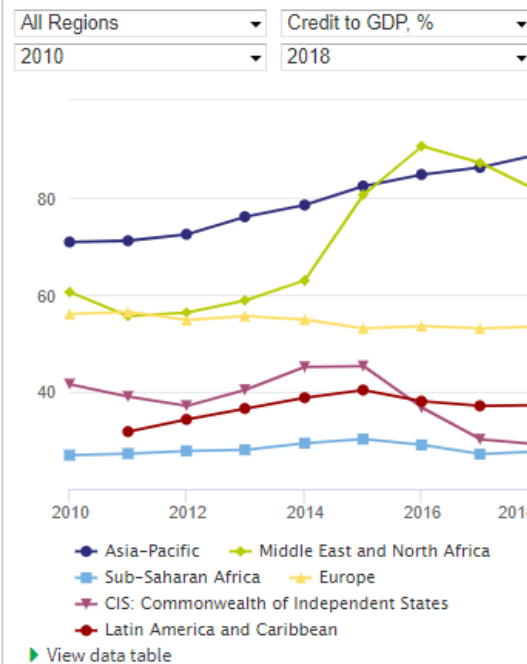
1 Jul 2019

[More Special Reports](#)

1. Access our special reports highlighting events from around the world; researched, validated and written by our experts.

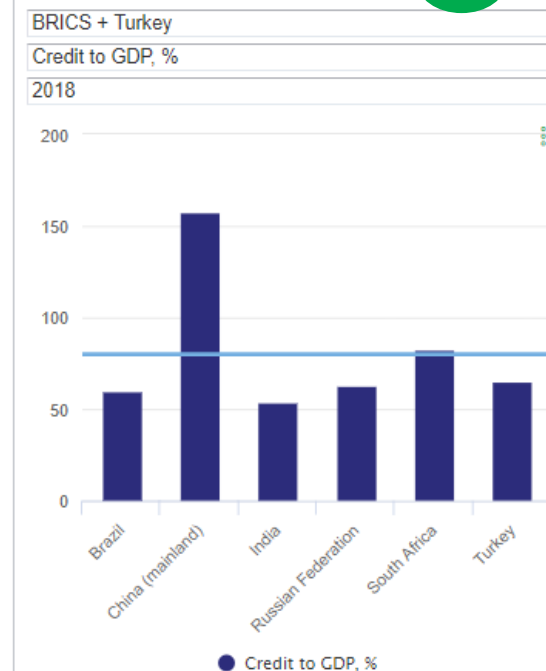
2. Visualize, save and export various banking sector risk concepts in the form of a chart.

Regional Banking Indicators



Key Banking Indicators


2



Risks and Ratings

Banking Risk - Risks and Ratings | Menu Page

In Connect, hover over the **Banking Risk** menu > **Banking Risk** and click on **Risks and Ratings**


Connect

Risk:
Country Risk
Banking Risk
Sovereign Risk

Banking Risk

RESEARCH & DATA

Banking Risk - Global
Risks and Ratings
Headline Analysis
Geography Ranking

TOOLS

Data Browser
Banking

RELATED

IHS Markit Webinars & Events
Global Economics
Global Link Model

RESEARCH A GEOGRAPHY
Search...

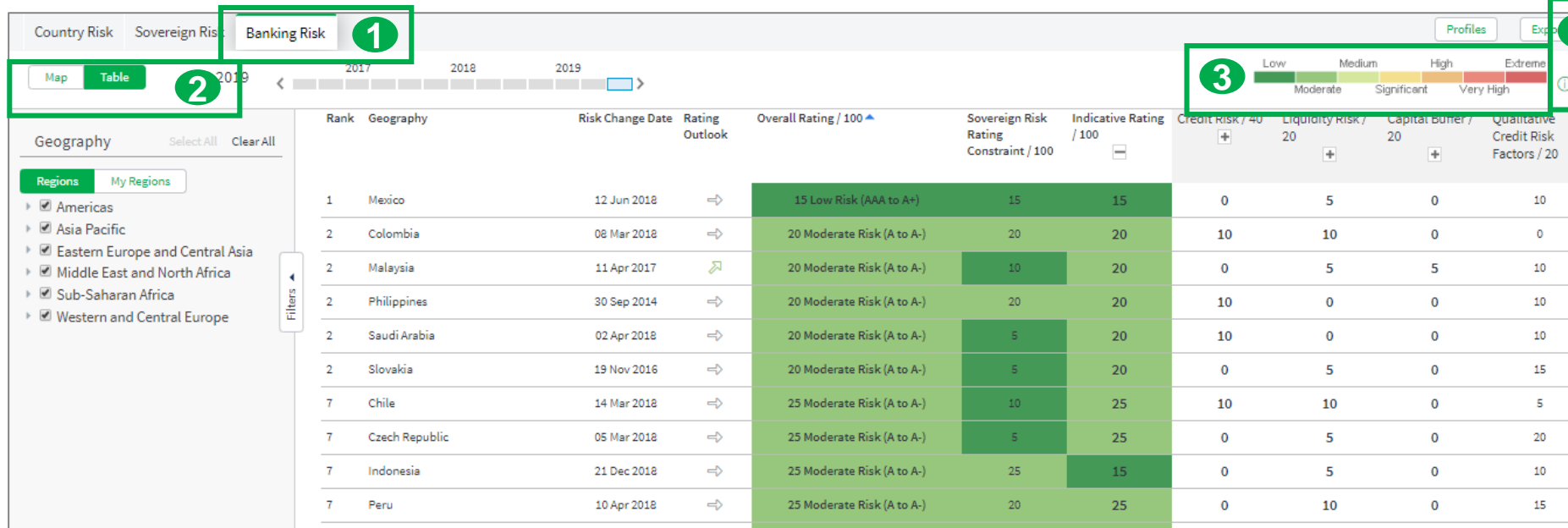


Banking Risk - Risks and Ratings

A league table for geographies banking riskiness

1. Select **Banking Risk** tab to assess the present level of risk that a rated banking sector will face a crisis, over a 3-year time horizon.

2. Toggle between **Ratings Table** or **Map View**.



Rank	Geography	Risk Change Date	Rating Outlook	Overall Rating / 100	Sovereign Risk Rating Constraint / 100	Indicative Rating / 100	Credit Risk / 40	Liquidity Risk / 20	Capital Buffer / 20	Quantitative Credit Risk Factors / 20
1	Mexico	12 Jun 2018	⇒	15 Low Risk (AAA to A+)	15	15	0	5	0	10
2	Colombia	08 Mar 2018	⇒	20 Moderate Risk (A to A-)	20	20	10	10	0	0
2	Malaysia	11 Apr 2017	⇒	20 Moderate Risk (A to A-)	10	20	0	5	5	10
2	Philippines	30 Sep 2014	⇒	20 Moderate Risk (A to A-)	20	20	10	0	0	10
2	Saudi Arabia	02 Apr 2018	⇒	20 Moderate Risk (A to A-)	5	20	10	0	0	10
2	Slovakia	19 Nov 2016	⇒	20 Moderate Risk (A to A-)	5	20	0	5	0	15
7	Chile	14 Mar 2018	⇒	25 Moderate Risk (A to A-)	10	25	10	10	0	5
7	Czech Republic	05 Mar 2018	⇒	25 Moderate Risk (A to A-)	5	25	0	5	0	20
7	Indonesia	21 Dec 2018	⇒	25 Moderate Risk (A to A-)	25	15	0	5	0	10
7	Peru	10 Apr 2018	⇒	25 Moderate Risk (A to A-)	20	25	0	10	0	15

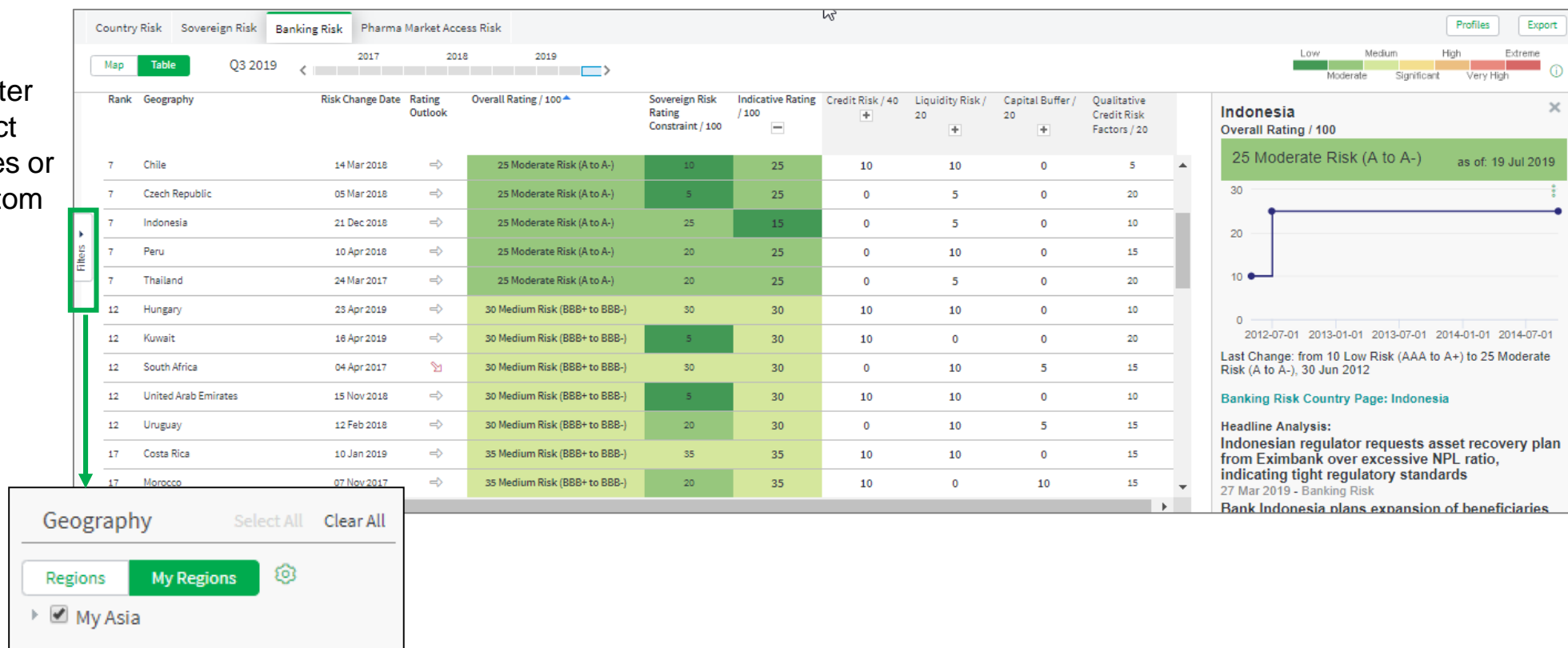
3. Seven color-coded risk bands (Low to Extreme) provide a threshold to compare risks between geographies and regions.

4. Read about **methodology** for the risk rating system and risk definitions.



Banking Risk - Risks and Ratings

Use the Filter tab to select geographies or create custom groupings using **My Regions**.




Click the geography's name to display the respective geography page.



Headline Analysis

Banking Risk Global - Menu Page

In Connect, hover over the **Banking Risk** menu > **Banking Risk** and click on **Headline Analysis** under Research & Data.

 Connect

Risk:
Country Risk
Banking Risk
Sovereign Risk

Banking Risk

RESEARCH & DATA

Banking Risk - Global
Risks and Ratings
Headline Analysis
Geography Ranking


TOOLS

Data Browser
Banking

RELATED

IHS Markit Webinars & Events
Global Economics
Global Link Model

RESEARCH A GEOGRAPHY

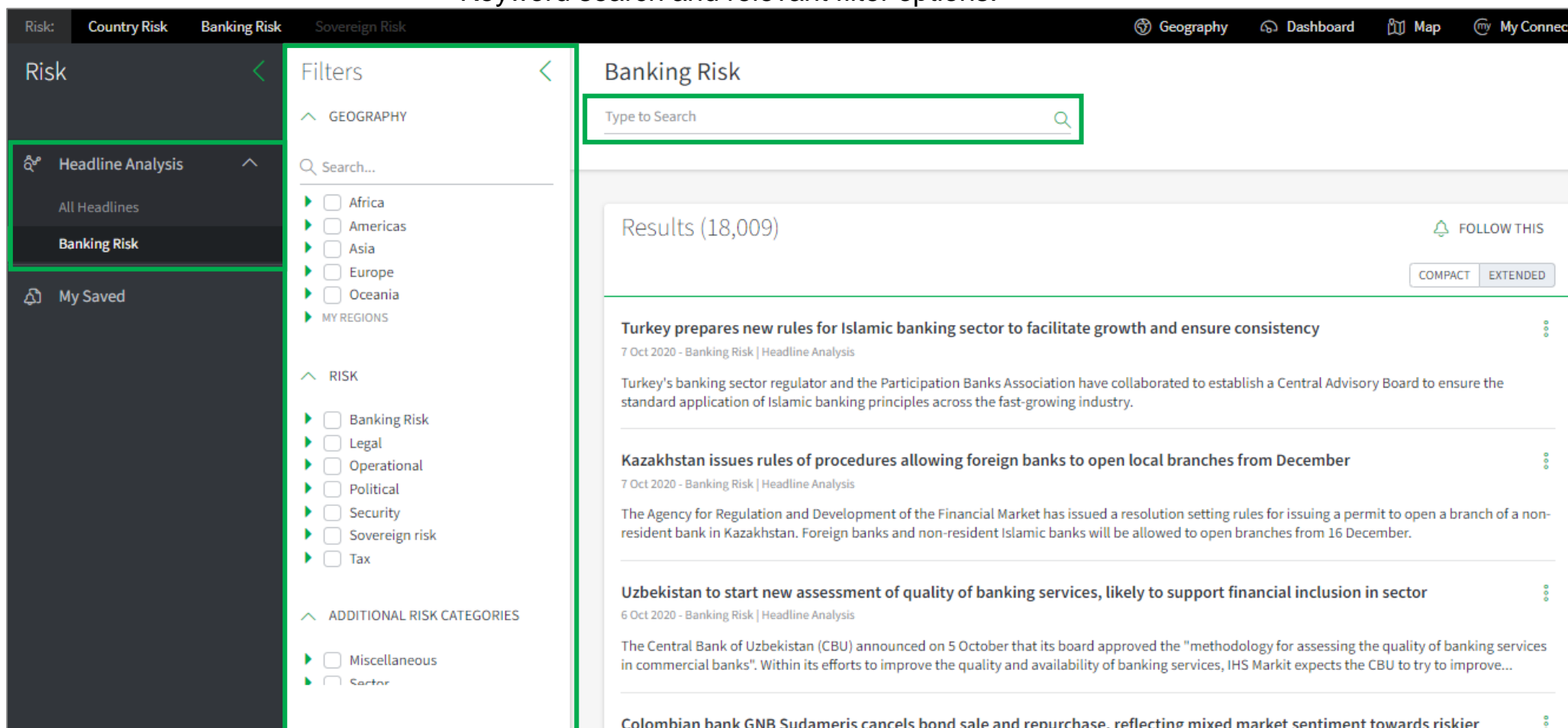
Search...




Banking Risk - Headline Analysis Page Navigation

All headline analysis articles are organized in a reversed chronological order

Keyword search and relevant filter options.



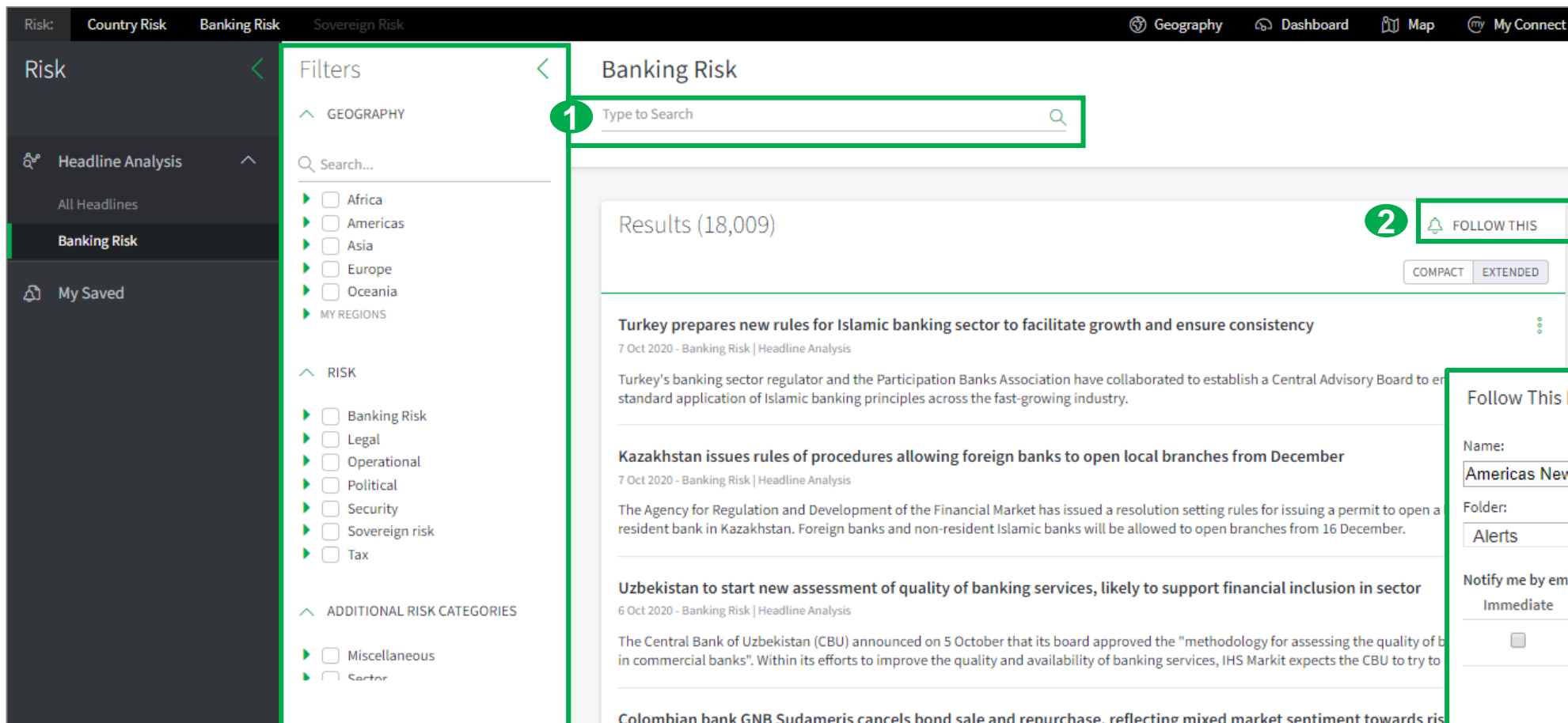
The screenshot displays the IHS Markit Banking Risk - Headline Analysis page. The interface includes a top navigation bar with tabs for Risk, Country Risk, Banking Risk, and Sovereign Risk. A left sidebar contains a 'Risk' menu with options like 'Headline Analysis', 'All Headlines', 'Banking Risk', and 'My Saved'. A central 'Filters' panel is highlighted with a green border, showing sections for GEOGRAPHY (Africa, Americas, Asia, Europe, Oceania), RISK (Banking Risk, Legal, Operational, Political, Security, Sovereign risk, Tax), and ADDITIONAL RISK CATEGORIES (Miscellaneous, Sector). The main content area features a search bar labeled 'Type to Search' and a list of results (18,009). The results are displayed in a compact view, showing headlines such as 'Turkey prepares new rules for Islamic banking sector to facilitate growth and ensure consistency', 'Kazakhstan issues rules of procedures allowing foreign banks to open local branches from December', 'Uzbekistan to start new assessment of quality of banking services, likely to support financial inclusion in sector', and 'Colombian bank GNB Sudameris cancels bond sale and repurchase, reflecting mixed market sentiment towards riskier'.



Banking Risk - Headline Analysis Page Navigation

All headline analysis articles are organized in a reversed chronological order

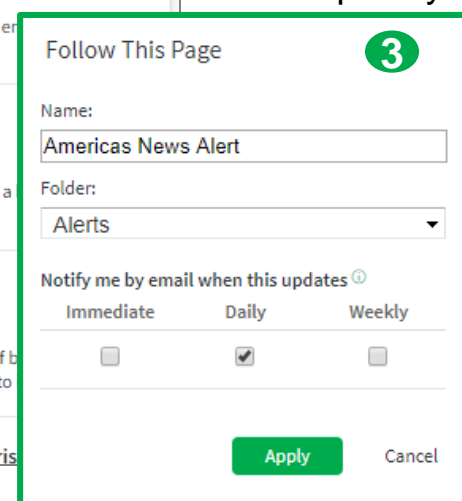
1. Apply Filters to Headline Analysis by using keyword search and/or relevant filter options.



The screenshot shows the IHS Markit Banking Risk - Headline Analysis page. The sidebar on the left contains filters for Geography (Africa, Americas, Asia, Europe, Oceania) and Risk (Banking Risk, Legal, Operational, Political, Security, Sovereign risk, Tax). The main content area displays a list of headline analysis articles, including 'Turkey prepares new rules for Islamic banking sector to facilitate growth and ensure consistency', 'Kazakhstan issues rules of procedures allowing foreign banks to open local branches from December', and 'Uzbekistan to start new assessment of quality of banking services, likely to support financial inclusion in sector'. A search bar is visible at the top of the main content area, and a 'FOLLOW THIS' button is highlighted.

2. Select Follow this Headline Analysis.

3. Name the search, specify the folder to save the search and select the alert frequency.



The 'Follow This Page' dialog box is shown, allowing users to name the search, specify the folder, and select the alert frequency. The dialog includes fields for Name, Folder, and a section for 'Notify me by email when this updates' with options for Immediate, Daily, and Weekly.

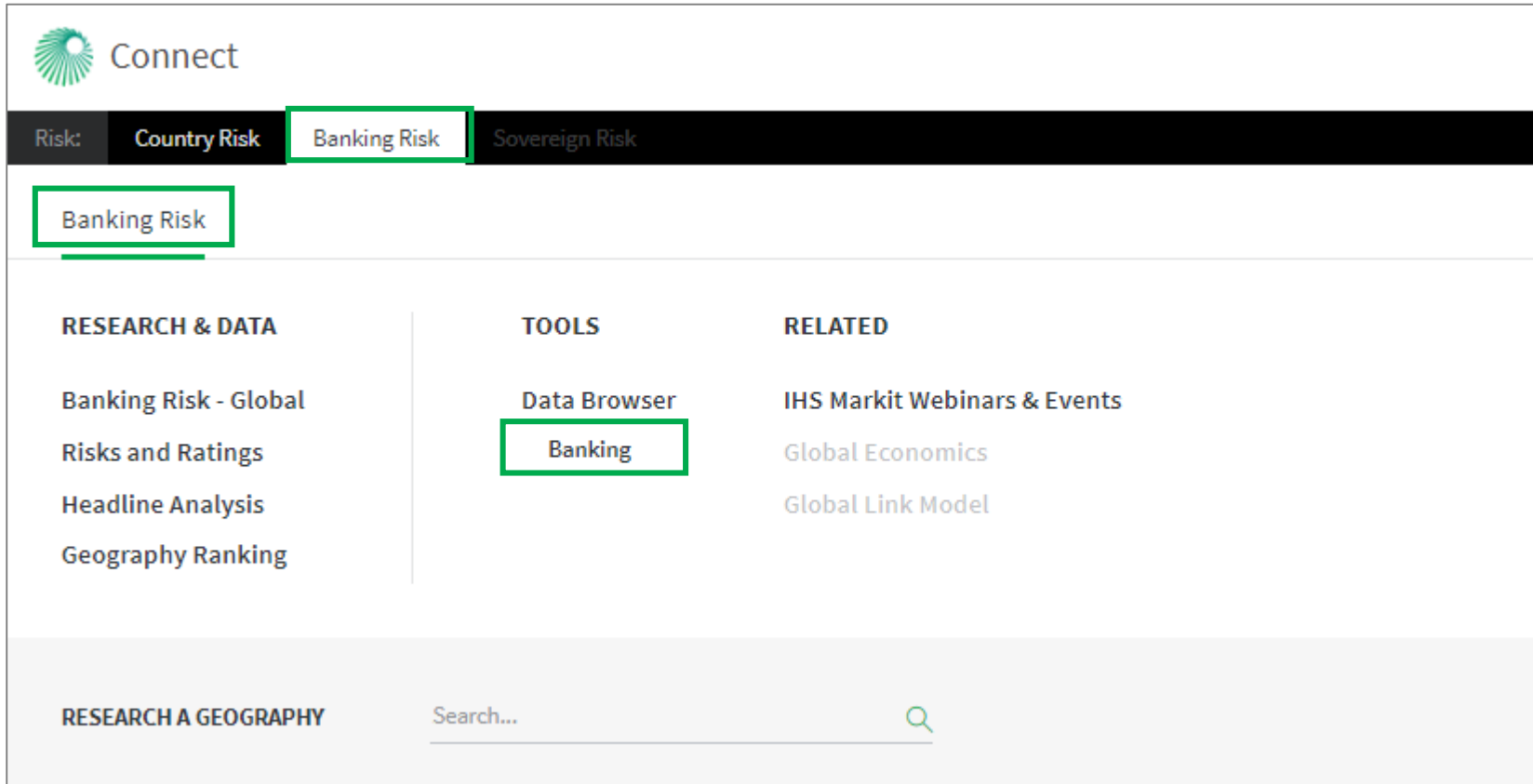



Data Browser

Allows you to customize, save and export data

Data Browser – Menu Page

On the **Banking Risk>Banking Risk** menu, access the database on the right side under **Tools > Data Browser > Banking**




 Connect

Risk: Country Risk **Banking Risk** Sovereign Risk

Banking Risk


RESEARCH & DATA	TOOLS	RELATED
Banking Risk - Global	Data Browser	IHS Markit Webinars & Events
Risks and Ratings	Banking	Global Economics
Headline Analysis		Global Link Model
Geography Ranking		

RESEARCH A GEOGRAPHY Search... 

Data Browser - Build Query from a single dataset

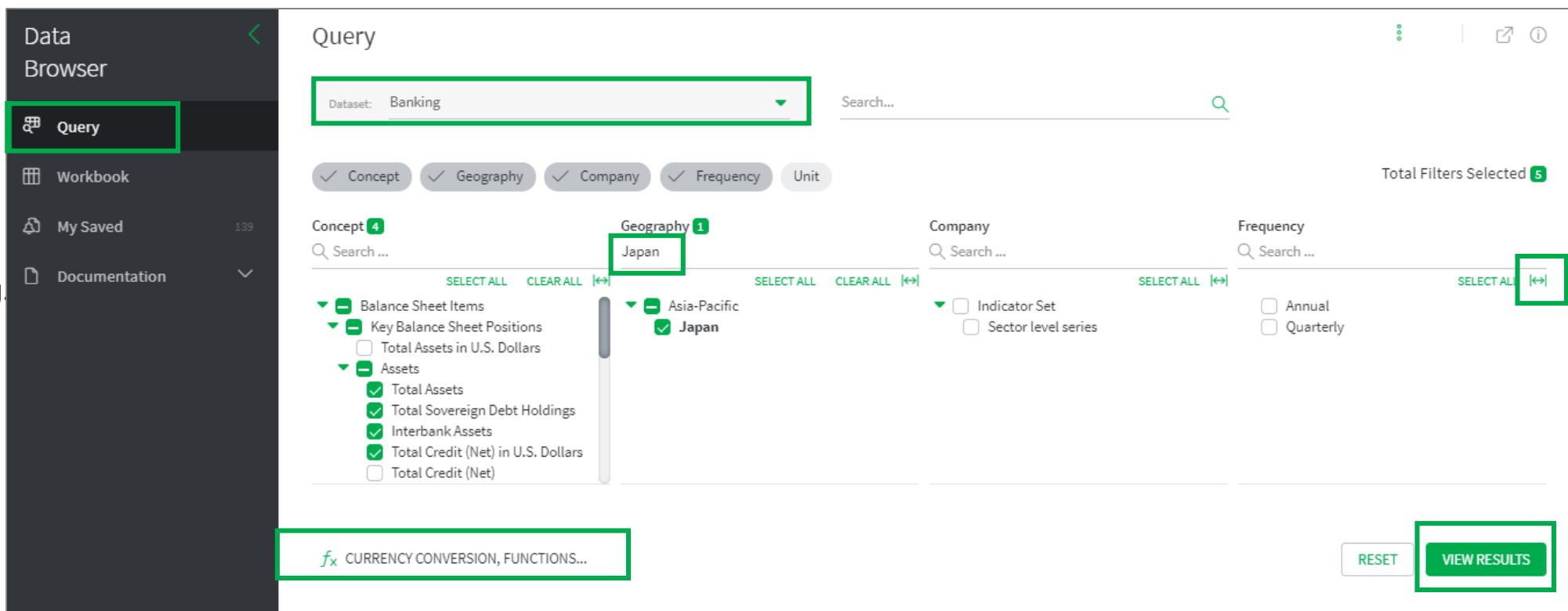
You can search data by geography, concept, company and/or frequency

You can apply a keyword search for geography, concept, company and/or frequency.

 allows you to expand the filter pane.

Selecting a dataset in **Build Query** allows you to see detailed filtering options e.g. Banking

After making selections, click on **VIEW RESULTS**.



The screenshot shows the 'Data Browser' interface with the 'Query' tab selected. The 'Dataset' dropdown is set to 'Banking'. The 'Concept' filter is expanded, showing 'Balance Sheet Items' and 'Key Balance Sheet Positions'. The 'Geography' filter is set to 'Japan'. The 'Company' filter is set to 'Indicator Set'. The 'Frequency' filter is set to 'Annual'. The 'VIEW RESULTS' button is highlighted.

Query

Dataset: Banking


Search...

✓ Concept ✓ Geography ✓ Company ✓ Frequency Unit

Total Filters Selected 5

Concept 4

Search ...

SELECT ALL CLEAR ALL 

Balance Sheet Items

Key Balance Sheet Positions

Total Assets in U.S. Dollars

Assets

Total Assets

Total Sovereign Debt Holdings


Interbank Assets

Total Credit (Net) in U.S. Dollars

Total Credit (Net)

Geography 1

Search ...


SELECT ALL CLEAR ALL 

Asia-Pacific

Japan

Company

Search ...


SELECT ALL 

Indicator Set

Sector level series


Frequency

Search ...

SELECT ALL 

Annual

Quarterly

 CURRENCY CONVERSION, FUNCTIONS...

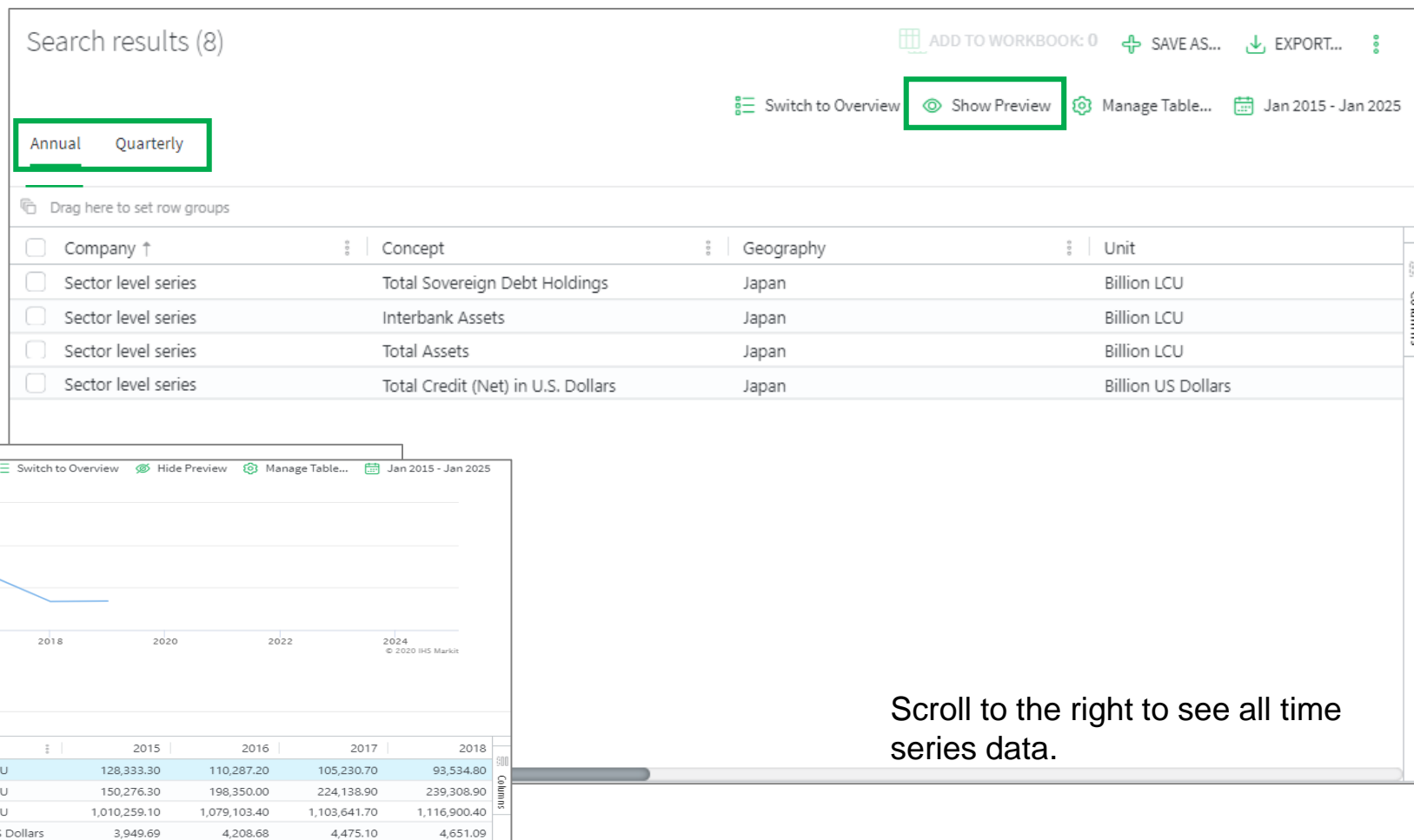
RESET VIEW RESULTS

You can apply function(s) to the entire search results.

Data Browser - Search Results

Search results are shown below the filtering options. Ticking a box and clicking on **Show Preview** allow you to see a quick preview of the selected series (one series at a time). Scroll to the right to see all time series data.

There are multiple tabs if you select multiple frequencies.



Data Browser - Table Settings

Manage Tables allows you to change table settings.

Clicking the date range allows you to revise the data period.

Save As allows you to save the criteria for later use. You can access your saved item through **My Saved** ([Slide 32](#)).

Sort Results...

Decimal Places...

Date Range

DEFAULT
CUSTOM

Start Date:

☐ First available value

☒ 5 observation before today

☐ 1 Jan 2014

End Date:

☐ Last available value

☒ 5 observation after today

☐ 1 Jan 2024

☒ Rolling period

CANCEL
APPLY

Search results (8)

ADD TO WORKBOOK: 1
SAVE AS...
EXPORT...

Switch to Overview
Show Preview
Manage Table...
Jan 2015 - Jan 2025

Annual
Quarterly

Drag here to set row groups

<input type="checkbox"/> Company ↑	Concept	Geography	Unit	2015	2016	2017	2018
<input checked="" type="checkbox"/> Sector level series	Total Sovereign Debt Holdings	Japan	Billion LCU	128,333.30	110,287.20	105,230.70	93,534.80
<input type="checkbox"/> Sector level series	Interbank Assets	Japan	Billion LCU	150,276.30	198,350.00	224,138.90	239,308.90
<input type="checkbox"/> Sector level series	Total Assets	Japan	Billion LCU	1,010,259.10	1,079,103.40	1,103,641.70	1,116,900.40
<input type="checkbox"/> Sector level series	Total Credit (Net) in U.S. Dollars	Japan	Billion US Dollars	3,949.69	4,208.68	4,475.10	4,651.09

Columns



Data Browser - Switching views

Switch to Overview

allows you to see a list of series regardless frequencies. This is useful to see the entire list of available series for your criteria.

Switch to Overview

only appears when you have multiple frequencies in the results.

Search results (8)

ADD TO WORKBOOK: 1

SAVE AS...

EXPORT...

Switch to Overview

Show Preview

Manage Table...

Jan 2015 - Jan 2025

Annual

Quarterly

Drag here to set row groups

<input type="checkbox"/> Company ↑	Concept	Geography	Unit	2015	2016	2017	2018
<input checked="" type="checkbox"/> Sector level series	Total Sovereign Debt Holdings	Japan	Billion LCU	128,333.30	110,287.20	105,230.70	93,534.80
<input type="checkbox"/> Sector level series	Interbank Assets	Japan	Billion LCU	150,276.30	198,350.00	224,138.90	239,308.90
<input type="checkbox"/> Sector level series	Total Assets	Japan	Billion LCU	1,010,259.10	1,079,103.40	1,103,641.70	1,116,900.40
<input type="checkbox"/> Sector level series	Total Credit (Net) in U.S. Dollars	Japan	Billion US Dollars	3,949.69	4,208.68	4,475.10	4,651.09

Drag here to set row groups

<input type="checkbox"/> Company ↑	Concept	Geography	Unit
<input type="checkbox"/> Sector level series	Interbank Assets	Japan	Billion LCU
<input checked="" type="checkbox"/> Sector level series	Total Sovereign Debt Holdings	Japan	Billion LCU
<input type="checkbox"/> Sector level series	Total Sovereign Debt Holdings	Japan	Billion LCU
<input type="checkbox"/> Sector level series	Interbank Assets	Japan	Billion LCU
<input type="checkbox"/> Sector level series	Total Assets	Japan	Billion LCU
<input type="checkbox"/> Sector level series	Total Credit (Net) in U.S. Dollars	Japan	Billion US Dollars
<input type="checkbox"/> Sector level series	Total Assets	Japan	Billion LCU
<input type="checkbox"/> Sector level series	Total Credit (Net) in U.S. Dollars	Japan	Billion US Dollars



Data Browser - Move series to Workbook

In the search result of **Build Query**, select the series you want to move to Workbook.

Click on **ADD TO WORKBOOK**.

Data
Browser

Query
Workbook
My Saved 139
Documentation

Search results (8)

ADD TO WORKBOOK: 4

SAVE AS...

EXPORT...

Switch to Overview

Show Preview

Manage Table...

Jan 2015 - Jan 2025

Annual

Quarterly

Drag here to set row groups

Company ↑	Concept	Geography	Unit	2015	2016	2017	2018
✓ Sector level series	Total Sovereign Debt Holdings	Japan	Billion LCU	128,333.30	110,287.20	105,230.70	93,534.80
✓ Sector level series	Interbank Assets	Japan	Billion LCU	150,276.30	198,350.00	224,138.90	239,308.90
✓ Sector level series	Total Assets	Japan	Billion LCU	1,010,259.10	1,079,103.40	1,103,641.70	1,116,900.40
✓ Sector level series	Total Credit (Net) in U.S. Dollars	Japan	Billion US Dollars	3,949.69	4,208.68	4,475.10	4,651.09



Data Browser - Apply calculations

You can apply calculations only to the series you desire

Select series, click on **Calculations** and select your option(s).

Workbook Calculations

☒ Original values
 ☒ Percentage Change
 ☐ Percentage Change Year Ago
 ☐ Difference
 ☐ Difference Year Ago
 ☐ Compound Annual Growth Rate
 ☐ Moving Average
 ☐ Natural Log

☐ Frequency Conversion
 ☐ Indexing

RESET ALL

CANCEL

APPLY

Dataserries:

REMOVE: 4

SAVE AS...

EXPORT...

Show Chart

Calculations...

Manage Table...

Jan 2015 - Jan 2025

Annual

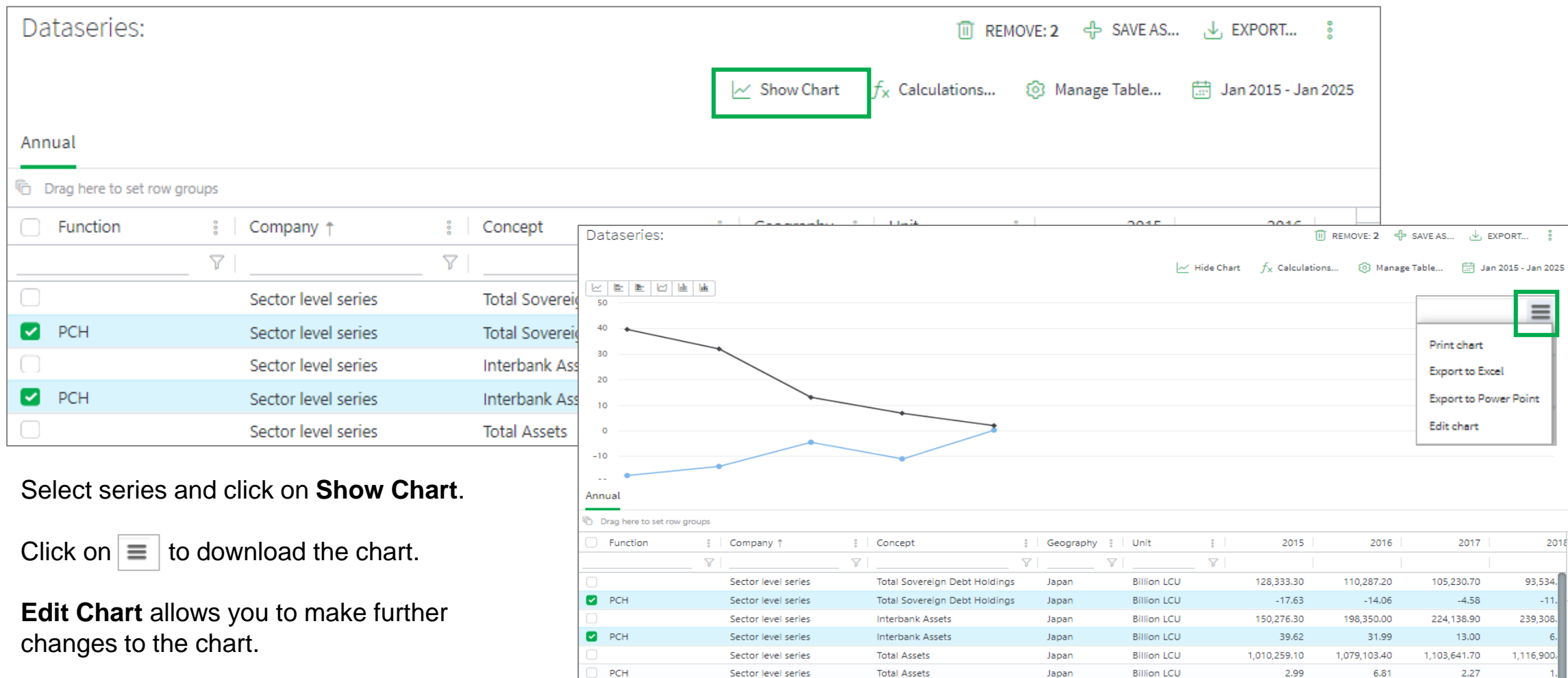
Drag here to set row groups

<input checked="" type="checkbox"/> Company ↑	Concept	Geography	Unit	2015	2016	2017	2018
<input checked="" type="checkbox"/> Sector level series	Total Sovereign Debt Holdings	Japan	Billion LCU	128,333.30	110,287.20	105,230.70	93,534.80
<input checked="" type="checkbox"/> Sector level series	Interbank Assets	Japan	Billion LCU	150,276.30	198,350.00	224,138.90	239,308.90
<input checked="" type="checkbox"/> Sector level series	Total Assets	Japan	Billion LCU	1,010,259.10	1,079,103.40	1,103,641.70	1,116,900.40
<input checked="" type="checkbox"/> Sector level series	Total Credit (Net) in U.S. Dollars	Japan	Billion US Dollars	3,949.69	4,208.68	4,475.10	4,651.09



Data Browser - Show a chart

You can show a chart of the desired series



Select series and click on **Show Chart**.

Click on  to download the chart.

Edit Chart allows you to make further changes to the chart.



Data Browser - Save your work

You can save your table for later use

Select series, click on **Save As**.

Name your table and specify a folder.

You can access your saved item through **My Saved** ([Slide 32](#)).

Save Workbook

Item name

Japan Banking

Destination folder

Save for later

✓ Billing Code ⓘ

CANCEL

SAVE

Dataserries:

REMOVE: 2

SAVE AS...

EXPORT...

Show Chart

Calculations...

Manage Table...

Jan 2015 - Jan 2025

Annual

Drag here to set row groups

<input type="checkbox"/>	Function	Company ↑	Concept	Geography	Unit	2015	2016	
								Columns
<input type="checkbox"/>		Sector level series	Total Sovereign Debt Holdings	Japan	Billion LCU	128,333.30	110,287.20	
<input checked="" type="checkbox"/>	PCH	Sector level series	Total Sovereign Debt Holdings	Japan	Billion LCU	-17.63	-14.06	
<input type="checkbox"/>		Sector level series	Interbank Assets	Japan	Billion LCU	150,276.30	198,350.00	
<input checked="" type="checkbox"/>	PCH	Sector level series	Interbank Assets	Japan	Billion LCU	39.62	31.99	
<input type="checkbox"/>		Sector level series	Total Assets	Japan	Billion LCU	1,010,259.10	1,079,103.40	



Data Browser - Load by mnemonics

You can load data by mnemonics

In **Workbook**, click on **LOAD BY MNEMONICS**.

Copy and paste or type mnemonics horizontally or vertically.

Click on **CHECK AVAILABILITY** followed by **ADD SERIES**.

Load by Mnemonics

BSASDH_JPN.A.FGBR

BSADIA_JPN.A.FGBR

BSA_JPN.A.FGBR

BSACRNUS_JPN.A.FGBR

CHECK AVAILABILITY

CANCEL

ADD SERIES

Risk: Country Risk Banking Risk Sovereign Risk

Geography Dashboard Map My Connect

Data Browser

Query

Workbook

My Saved 2

Documentation

Workbook

LOAD BY MNEMONICS..

Dataseries:

REMOVE: 0

SAVE AS...

EXPORT...

Show Chart Calculations...

This workbook lets you transform and reorder the series you open from My Saved, and the series you selected from Query.



Export to static Excel , static CSV or an API link

Select Series you want to download. If not selected, all results will be downloaded.

Select **Excel static** or **CSV static** through **All Series** or **Selected Series** to download to a static Excel or CSV file. Alternatively, you can select **Connect API URL**.

Adjust **Export Settings** if necessary.

1

Datseries:

REMOVE: 4

SAVE AS...

EXPORT...

Show Chart

Calculations...

Manage Table...

Jan 2015 - Jan 2025

Annual

Drag here to set row groups

<input checked="" type="checkbox"/> Company ↑	Concept	Geography	Unit	2015	2016	2017	2018
<input checked="" type="checkbox"/> Sector level series	Total Sovereign Debt Holdings	Japan	Billion LCU	128,333.30	110,287.20	105,230.70	93,534.80
<input checked="" type="checkbox"/> Sector level series	Interbank Assets	Japan	Billion LCU	150,276.30	198,350.00	224,138.90	239,308.90
<input checked="" type="checkbox"/> Sector level series	Total Assets	Japan	Billion LCU	1,010,259.10	1,079,103.40	1,103,641.70	1,116,900.40
<input checked="" type="checkbox"/> Sector level series	Total Credit (Net) in U.S. Dollars	Japan	Billion US Dollars	3,949.69	4,208.68	4,475.10	4,651.09

2

All Series
Selected Series
Connect API URL
Export Settings...

3

Excel static
CSV static
Excel Refreshable

4

Your Excel file is being processed
When it is ready, a message will appear below

5

Your Excel file is ready
Download it by clicking the below link
[Japan Banking__05_11_2020.xlsx](#)

You will be notified on the download progress.



Generate a refreshable Excel file

Refreshable Excel files allow you to update the data with one click

1

Dataserries: REMOVE: 4 SAVE AS... EXPORT...

Show Chart Calculations... Manage Table... Jan 2015 - Jan 2025

Annual

Drag here to set row groups

Company	Concept	Geography	Unit	2015	2016	2017	2018
Sector level series	Total Sovereign Debt Holdings	Japan	Billion LCU	128,333.30	110,287.20	105,230.70	93,534.80
Sector level series	Interbank Assets	Japan	Billion LCU	150,276.30	198,350.00	224,138.90	239,308.90
Sector level series	Total Assets	Japan	Billion LCU	1,010,259.10	1,079,103.40	1,103,641.70	1,116,900.40
Sector level series	Total Credit (Net) in U.S. Dollars	Japan	Billion US Dollars	3,949.69	4,208.68	4,475.10	4,651.09

2

All Series
Selected Series
Connect API URL
Export Settings...

3

Excel static
CSV static
Excel Refreshable

4

Save Workbook

Item name
Japan Banking

Destination folder
Save for later

Billing Code

CANCEL SAVE

- 1 Select series you want to download. If not selected, all results will be downloaded.
- 2 Select All Series or Selected Series.
- 3 Select **Excel Refreshable** to generate a refreshable Excel file.
- 4 Name the search and specify a folder
- 5 To update the refreshable Excel, please click on **Refresh All** from the Excel Data Menu.

Home Insert Draw Page Layout Formulas Data Review View Developer Add-ins Help

Get Data Refresh All Refresh Refresh Status Cancel Refresh Connection Properties...

You can refresh this spreadsheet in 'Data' menu.

Created on Thu 5 Nov 2020, 10:29 AM EST (15:29 GMT)

Frequency: Annual	Function	Company	Concept	Geography	Unit	Mnemonic	2015	2016	2017	2018
Sector level series	Total Sovereign Debt Holdings	Japan	Billion LCU	BSASDH_JPN.A.FGBR	1,28,333.30	1,10,287.20	1,05,230.70	93,534		
Sector level series	Interbank Assets	Japan	Billion LCU	BSADIA_JPN.A.FGBR	1,50,276.30	1,98,350.00	2,24,138.90	2,39,308		
Sector level series	Total Assets	Japan	Billion LCU	BSA_JPN.A.FGBR	10,10,259.10	10,79,103.40	11,03,641.70	11,16,900		
Sector level series	Total Credit (Net) in U.S. Dollars	Japan	Billion US Dollars	BSACRNUS_JPN.A.FGBR	3,949.69	4,208.68	4,475.10	4,651		

Legend
IHS Markit Forecast

© 2020 IHS Markit



My Saved

My Saved provides quick access to your saved items

By clicking on the name of your saved item, you can re-load what you have saved earlier e.g. Japan Banking.

⋮ gives you options such as delete, edit, send a copy, share, copy to, and move to.

Share settings

This item is not yet shared with others.

Share this item with others:

Email address ADD

Message

CANCEL APPLY

DELETE

EDIT

SEND A COPY

SHARE

COPY TO...

MOVE TO...

Data Browser

Query

Workbook 4

My Saved 141

Documentation

My Saved

The My Saved page provides a limited view into your My Connect items for only those items that are most relevant for the Data Browser tool.

To find your full list of personalized content, please go to [My Connect](#).

Navigate to: [TOOL QUERIES](#) [CUSTOM AGGREGATES](#) [DOCUMENTS](#)

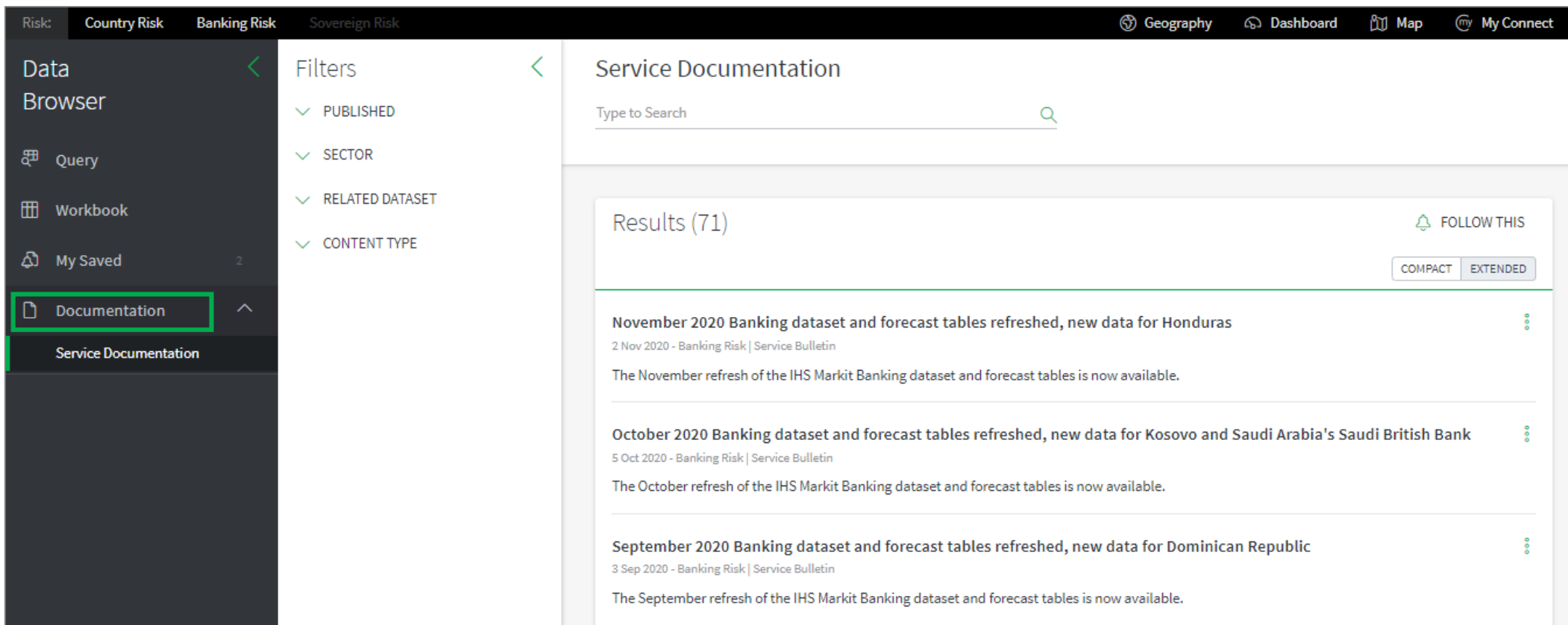
Tool Queries

Type	Title	Source	Update Date
	Japan Banking	Data Browser: Workbook	5 Nov 2020



Data Browser - Documentation

Documentation provides quick access to Service Documentation.



The screenshot displays the IHS Markit Data Browser interface. The top navigation bar includes tabs for Risk, Country Risk, Banking Risk, and Sovereign Risk, along with links to Geography, Dashboard, Map, and My Connect. The left sidebar shows the Data Browser menu with options: Query, Workbook, My Saved (2), Documentation (highlighted with a red box), and Service Documentation. The main content area is titled 'Service Documentation' and features a search bar labeled 'Type to Search'. Below the search bar, there are 'Results (71)' and a 'FOLLOW THIS' button. The results list includes three entries:

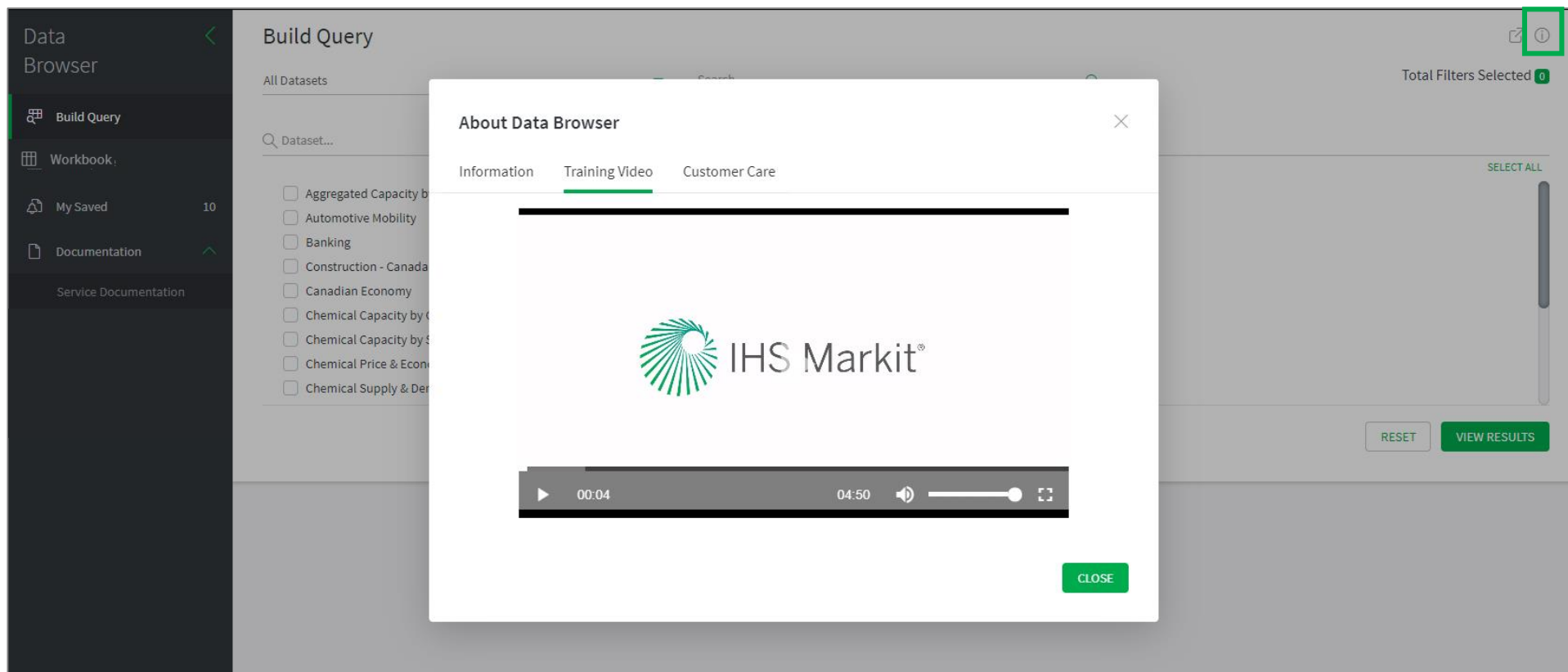
- November 2020 Banking dataset and forecast tables refreshed, new data for Honduras**
2 Nov 2020 - Banking Risk | Service Bulletin
The November refresh of the IHS Markit Banking dataset and forecast tables is now available.
- October 2020 Banking dataset and forecast tables refreshed, new data for Kosovo and Saudi Arabia's Saudi British Bank**
5 Oct 2020 - Banking Risk | Service Bulletin
The October refresh of the IHS Markit Banking dataset and forecast tables is now available.
- September 2020 Banking dataset and forecast tables refreshed, new data for Dominican Republic**
3 Sep 2020 - Banking Risk | Service Bulletin
The September refresh of the IHS Markit Banking dataset and forecast tables is now available.



Data Browser - Training Video

Online training video provides quick guidance of New Data Browser

Click on  followed by **Training Video** to view the online training video.

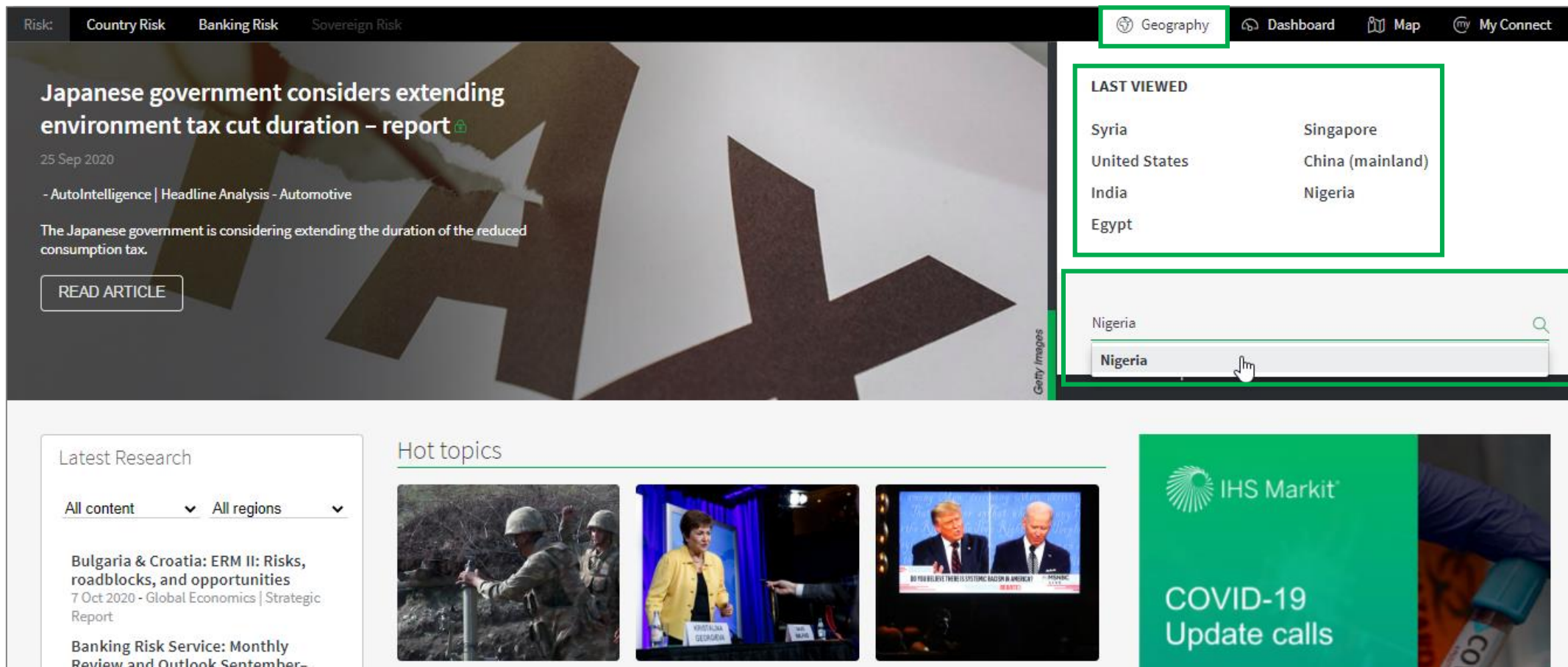


The screenshot displays the IHS Markit Data Browser interface. On the left is a dark sidebar with navigation options: 'Data Browser', 'Build Query', 'Workbook', 'My Saved' (with a count of 10), 'Documentation', and 'Service Documentation'. The main area is titled 'Build Query' and contains a search bar for 'Dataset...' and a list of datasets with checkboxes, including 'Aggregated Capacity by...', 'Automotive Mobility', 'Banking', 'Construction - Canada', 'Canadian Economy', 'Chemical Capacity by...', 'Chemical Capacity by s...', 'Chemical Price & Econ...', and 'Chemical Supply & Der...'. A modal window titled 'About Data Browser' is open in the center, featuring three tabs: 'Information', 'Training Video' (which is selected and underlined), and 'Customer Care'. The 'Training Video' tab shows the IHS Markit logo and a video player with a progress bar at 00:04 of 04:50. A 'CLOSE' button is at the bottom right of the modal. In the top right corner of the main interface, there is a green box highlighting an information icon (a circle with an 'i') next to a document icon. Below this, it says 'Total Filters Selected 0'. At the bottom right of the main interface, there are 'RESET' and 'VIEW RESULTS' buttons.

Geography

Geography – Menu Page

In Connect, hover over the **Geography** menu to access individual geographies.



Geography | Dashboard | Map | My Connect

LAST VIEWED

Syria	Singapore
United States	China (mainland)
India	Nigeria
Egypt	

Nigeria

Nigeria

Japanese government considers extending environment tax cut duration – report

25 Sep 2020

- AutoIntelligence | Headline Analysis - Automotive

The Japanese government is considering extending the duration of the reduced consumption tax.

READ ARTICLE

Latest Research

All content | All regions

Bulgaria & Croatia: ERM II: Risks, roadblocks, and opportunities
7 Oct 2020 - Global Economics | Strategic Report

Banking Risk Service: Monthly Review and Outlook September–

Hot topics

COVID-19 Update calls

The last viewed geographies are listed here.

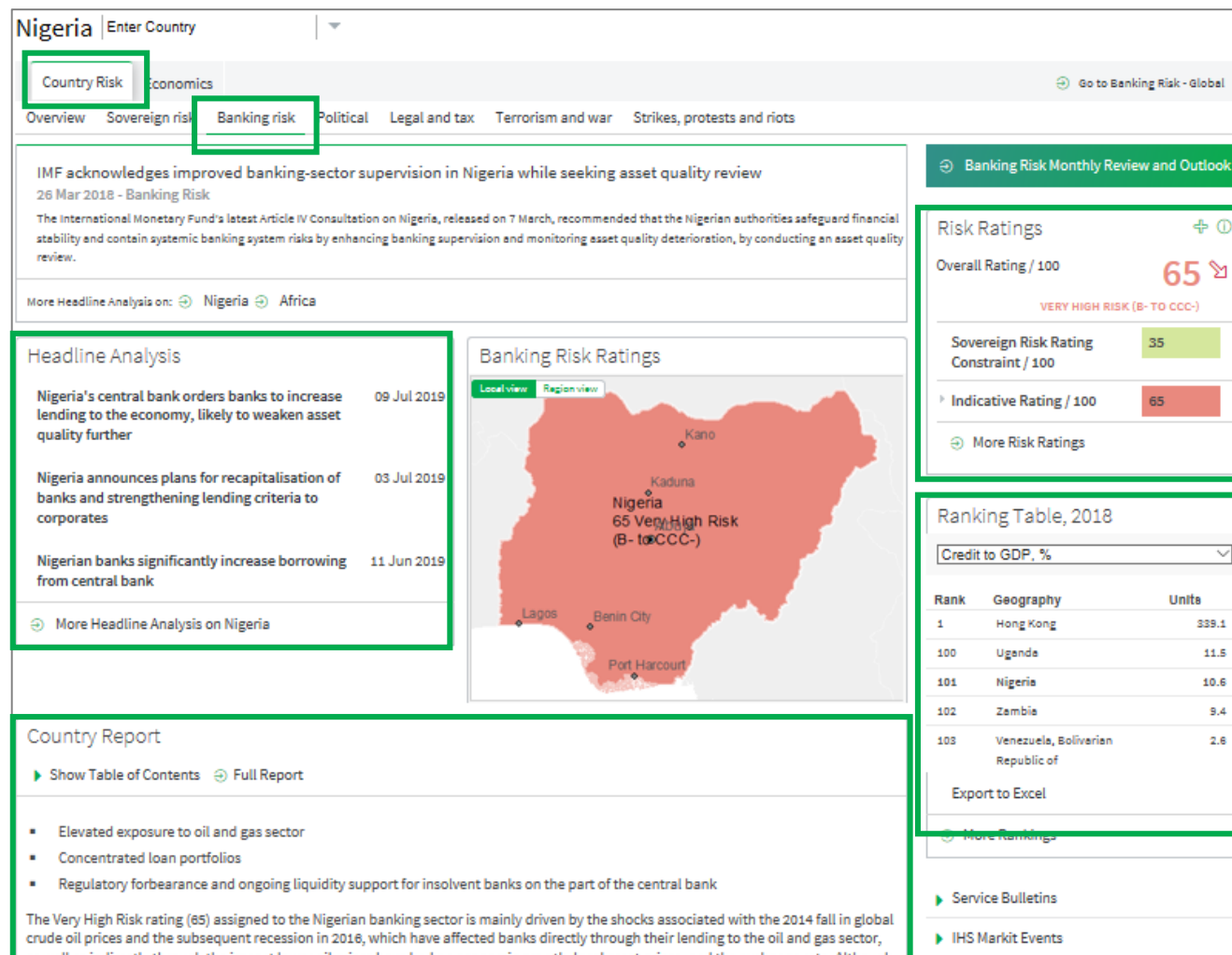
Type the geography's name in the search bar.

Geography – Banking Risk

Banking Risk: Individual geography views on the **banking risk** prospects for the selected geography.

1. Daily analysis of banking risk-relevant events for the respective geography, filterable by geography and risk category

2. Access country/territory report to read on sector risk outlook, liquidity position, banking regulations, among others.



4. The Risk Ratings table displays the **Banking Risk Scores**.

3. **Geography Ranking** provides 15 concepts by which to compare geography around the globe.

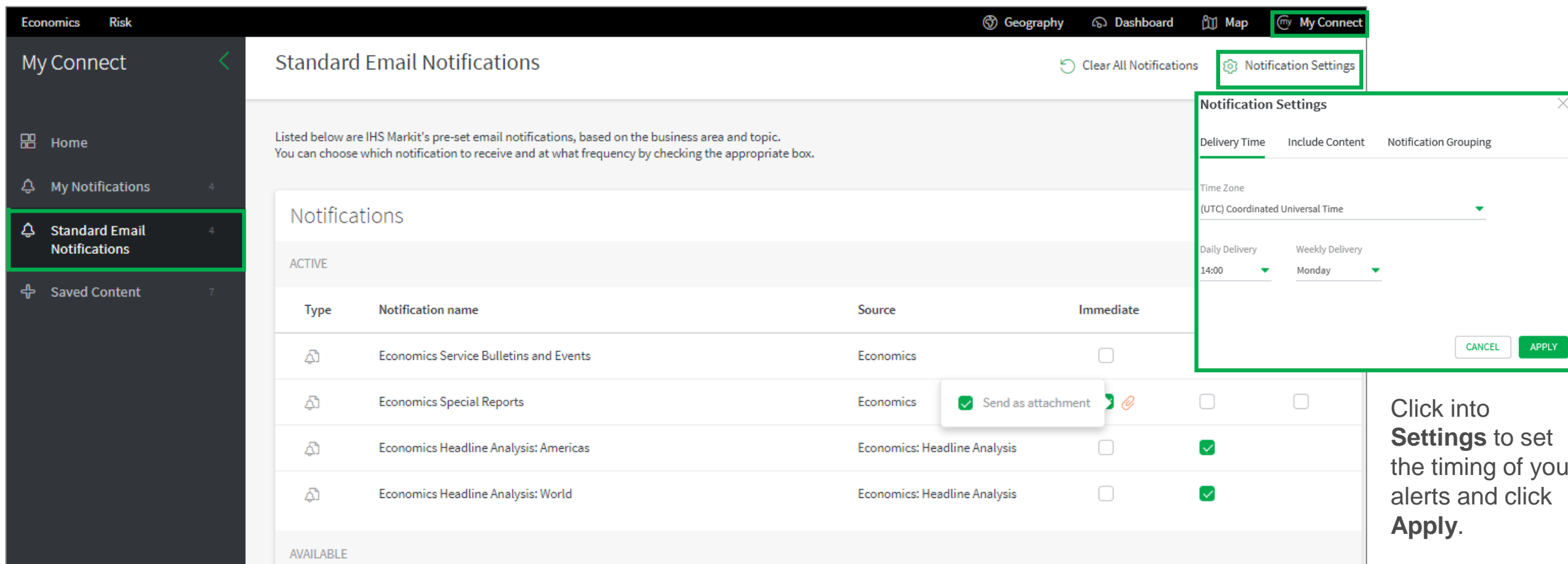


My Connect

Email alert options, access to saved content and Report Builder

My Connect – Email Notifications

Click on **My Connect** to manage **Email Notifications** by selecting/deselecting the check boxes in the **Immediate**, **Daily** or **Weekly** columns



Standard Email Notifications

Listed below are IHS Markit's pre-set email notifications, based on the business area and topic. You can choose which notification to receive and at what frequency by checking the appropriate box.

Type	Notification name	Source	Immediate	Daily	Weekly
ACTIVE					
	Economics Service Bulletins and Events	Economics	<input type="checkbox"/>		
	Economics Special Reports	Economics	<input checked="" type="checkbox"/> Send as attachment	<input type="checkbox"/>	<input type="checkbox"/>
	Economics Headline Analysis: Americas	Economics: Headline Analysis	<input type="checkbox"/>	<input checked="" type="checkbox"/>	
	Economics Headline Analysis: World	Economics: Headline Analysis	<input type="checkbox"/>	<input checked="" type="checkbox"/>	
AVAILABLE					

Notification Settings

Delivery Time Include Content Notification Grouping

Time Zone
(UTC) Coordinated Universal Time

Daily Delivery: 14:00
Weekly Delivery: Monday



CANCEL APPLY

Click into **Settings** to set the timing of your alerts and click **Apply**.

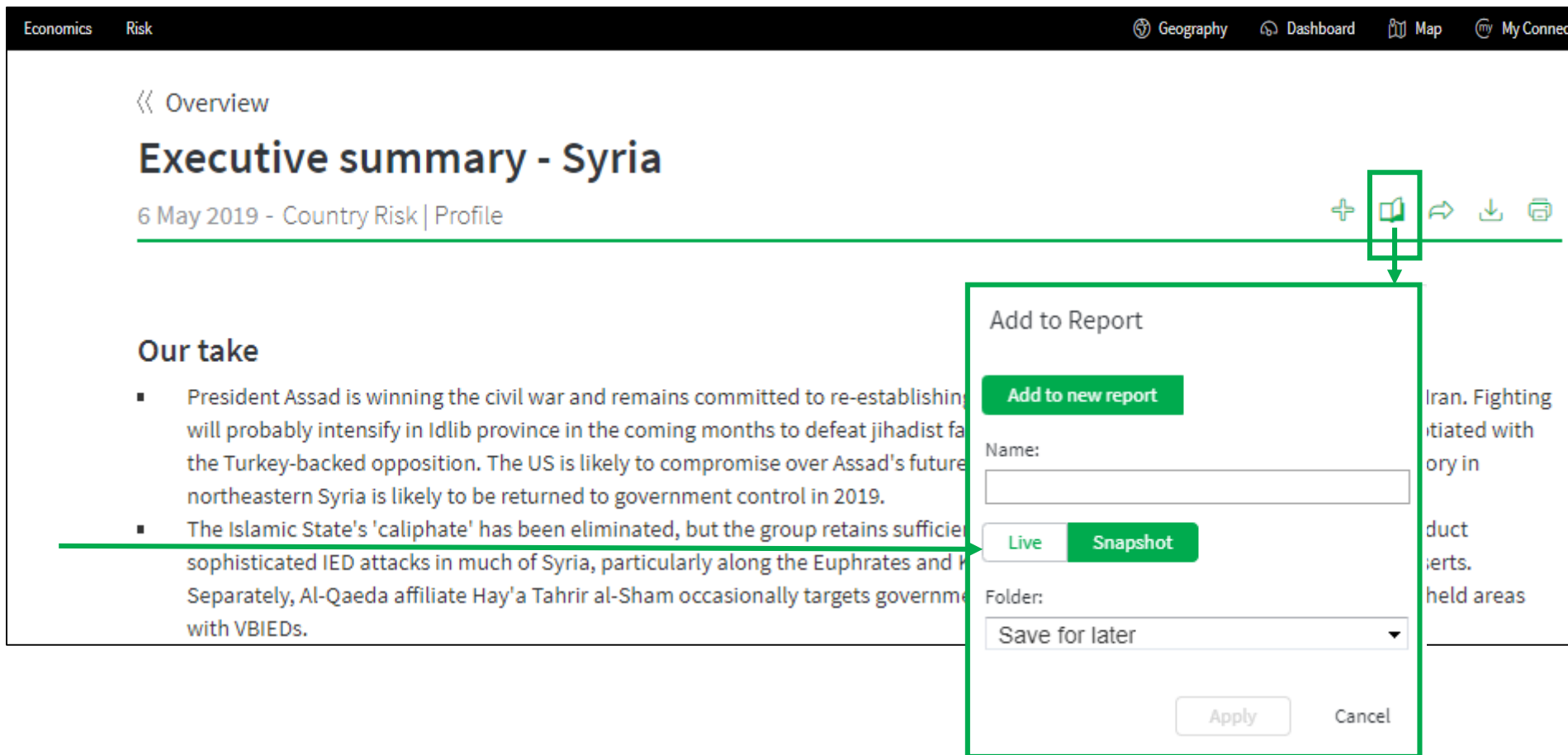


My Connect – Saving Content



When navigating the platform, save content into **My Connect** to access it later or to build a report

Click on the  icon to save the content to My Connect. Alternatively, click on the **Add to Report** icon  to build your own report.

Set the content to **Live** to get the latest updates or to **Snapshot**.



The screenshot shows the IHS Markit platform interface. At the top, there's a navigation bar with 'Economics' and 'Risk' tabs. On the right, there are links for 'Geography', 'Dashboard', 'Map', and 'My Connect'. The main content area is titled 'Overview' and 'Executive summary - Syria', dated '6 May 2019 - Country Risk | Profile'. Below this, there's a section 'Our take' with two bullet points. A green box highlights the 'Add to Report' icon (a book icon) in the top right corner of the content area. A modal window titled 'Add to Report' is open, showing options to 'Add to new report', 'Live', and 'Snapshot'. The 'Folder' dropdown is set to 'Save for later'. The 'Apply' and 'Cancel' buttons are at the bottom of the modal.

Click on the  icon to save the content to My Connect. Alternatively, click on the **Add to Report** icon  to build your own report.

Set the content to **Live** to get the latest updates or to **Snapshot**.



My Connect - Report Builder

On **My Connect**, access your saved content under **Content by Folder** and select **Build Report**

My Connect

Home

My Notifications

Standard Email Notifications

+

Saved Content

10

Filter Content

Type

Folder

NEW FOLDER

Save for later 1

Syria Report 1

Saved Content

Syria Report

Build report

RSS Feed

Type	Title	Source	Update Date
	Syria Report	Report	3 Oct 2019
	Syria's real GDP contracts by more than 50% during 2012–16, decline expected to halt in 2018	Global Economics	13 Jun 2018

Retrieve
your saved
**Content by
Type or by
Folder.**



My Connect - Report Builder

On **Report Builder**, edit the report content and Export it to **PDF**, **Word** or **Save**

Review the Title, add Subtitle and Introduction.

Use Ordered By to arrange saved content by Country, by Type, and in Custom to drag and drop articles to your preferred order. Add your own section.

<< My Connect

Report Builder

Report Title: Syria Report

Subtitle:

Introduction:

CONTENT LIST

Ordered By: Country Type Custom Article content: Live Snapshot

Add your section

Forecast highlights: Economic - Syria
Syria , Research

Data - Near-term outlook: Economic - Syria
Syria , Research

Forecast assumptions : Economic - Syria
Syria , Research



Search and Custom Email Alerts

Search, Refine, Save your search criteria and enable Email Alerts

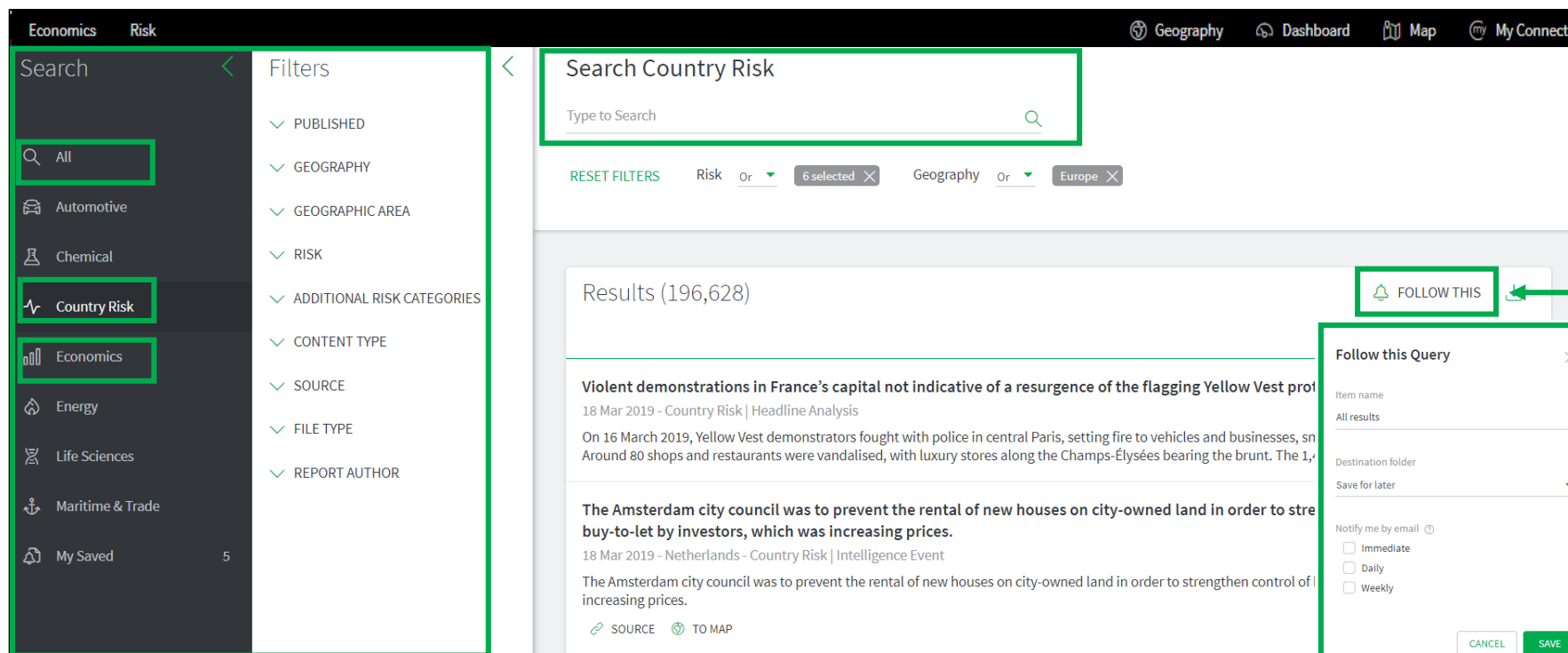
Search and Custom Email Alerts

In the **Search Connect** box, click on the magnifying glass icon to access the Search page

Search Connect



Refine your Search by selecting one of the following options on the left side: All, Country Risk or Economics. Apply Filters, such as Geography, Risk and Content Type. You can also type in search terms to further refine your search.



The screenshot displays the IHS Markit Search interface. On the left, a sidebar contains navigation options: All, Automotive, Chemical, Country Risk (highlighted), Economics (highlighted), Energy, Life Sciences, Maritime & Trade, and My Saved. A Filters panel is also visible, listing various criteria like PUBLISHED, GEOGRAPHY, and RISK. The main content area is titled 'Search Country Risk' and shows a search bar with 'Type to Search'. Below the search bar, there are filters for 'Risk' (6 selected) and 'Geography' (Europe). The results section shows 196,628 results. Two sample results are visible: 'Violent demonstrations in France's capital not indicative of a resurgence of the flagging Yellow Vest protest' and 'The Amsterdam city council was to prevent the rental of new houses on city-owned land in order to strengthen control of the buy-to-let by investors, which was increasing prices.' A 'FOLLOW THIS' button is highlighted on the first result, and a modal window titled 'Follow this Query' is open, showing options to name the alert, choose a destination folder, and select notification frequency (Immediate, Daily, or Weekly).

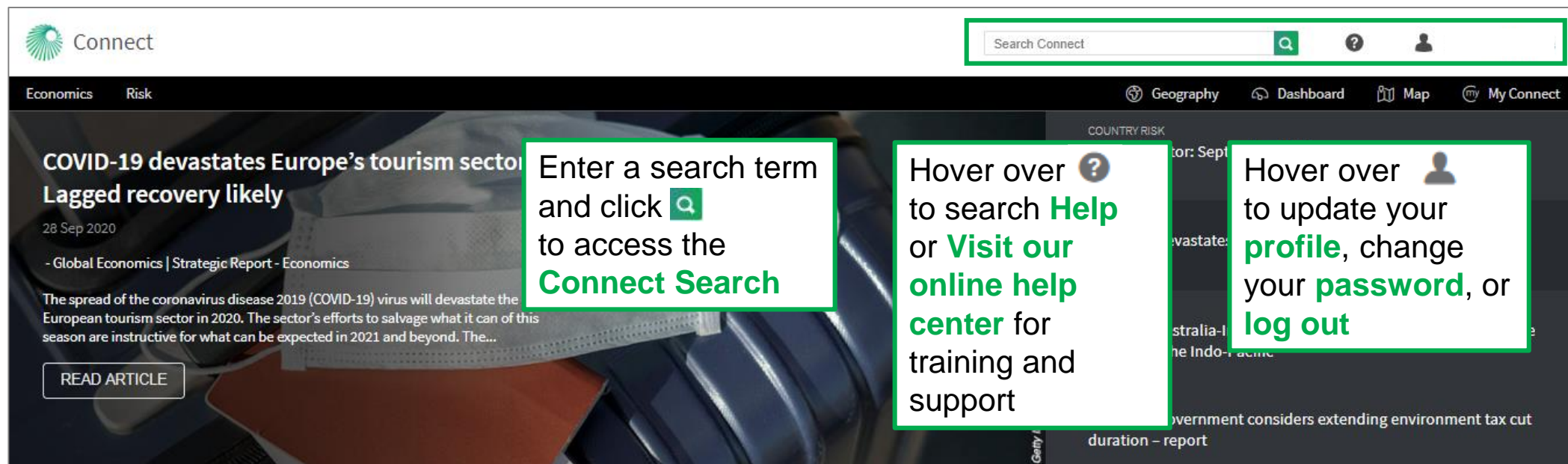
Click on **Follow This**, name your alert and choose/create a folder from the Folder menu. Select **Immediate**, **Daily** or **Weekly** from the **Notify me by email** options and click **Apply** to enable the email alert.






User Options

User Options

Access Search, Help, and your User Profile at the top of the page



The screenshot shows the top navigation bar of the IHS Markit Connect website. The 'Connect' logo is on the left. On the right, there is a search bar labeled 'Search Connect' with a magnifying glass icon, a help icon (question mark), and a user profile icon. Below the search bar, there are links for 'Geography', 'Dashboard', 'Map', and 'My Connect'. The main content area features a large article titled 'COVID-19 devastates Europe's tourism sector' with a sub-headline 'Lagged recovery likely' and a date '28 Sep 2020'. A 'READ ARTICLE' button is visible. Three green boxes with white text provide instructions for using the top navigation bar:

- Search Bar:** Enter a search term and click  to access the **Connect Search**.
- Help Icon:** Hover over  to search **Help** or **Visit our online help center** for training and support.
- User Profile Icon:** Hover over  to update your **profile**, change your **password**, or **log out**.

Contact Us

Contact Us

To schedule a complimentary Connect training, email us on IHSConnectTraining@ihsmarkit.com.

Americas

+1 800 447-2273

Europe, Middle East and Africa

+44 1344 328 300

Asia Pacific

+604 291 3600

Japan

+81 3 6262 1887

Email

Customercare@ihsmarkit.com

Mobile App

Access IHS Markit Connect anywhere, anytime for the information, insight and analytics necessary to make critical decisions. Download the free Connect [iPad](#) and [Smartphone](#) apps to your mobile device.

