



# Sovereign Risk

Connect™ User Guide

# Table of Contents

## ☐ Connect Login Instructions

## ☐ Risk

- Sovereign Risk Global
- Risks and Ratings
- Headline Analysis
- Data Browser

## ☐ Geography

## ☐ My Connect

- Email Notifications
- Saving Content
- Report Builder

## ☐ Search and Custom Email Alerts

## ☐ User Options

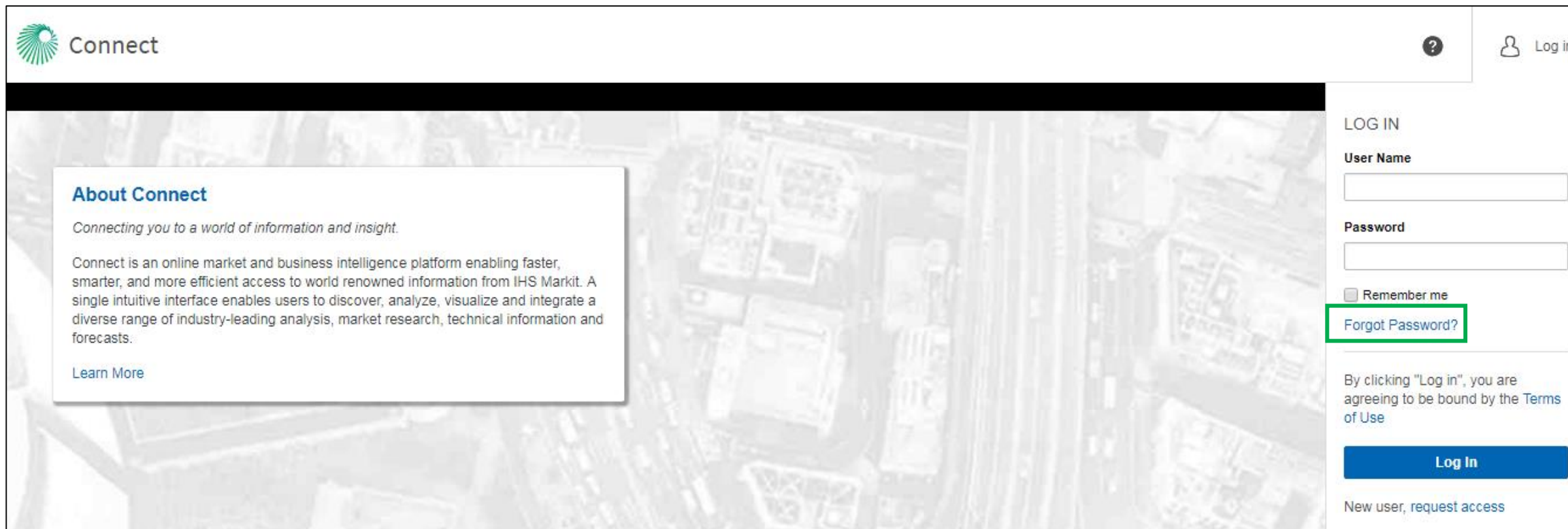
## ☐ Contact Us

# Connect Login Instructions

## Connect Login Instructions

Go to [connect.ihsmarkit.com](https://connect.ihsmarkit.com) and log in with your Username and Password

Click on 'Forgot Password?' to reset your password



The screenshot shows the IHS Markit Connect login interface. On the left, there is a 'Connect' logo and a navigation menu with a question mark icon and a 'Log in' button. The main content area features an 'About Connect' section with a description of the platform and a 'Learn More' link. On the right, the 'LOG IN' section contains input fields for 'User Name' and 'Password', a 'Remember me' checkbox, and a 'Forgot Password?' link highlighted with a green box. Below the login fields, there is a disclaimer about the terms of use and a 'Log In' button. At the bottom right, there is a link for 'New user, request access'.

**Connect**

?

Log in

**LOG IN**

**User Name**

**Password**

☐ Remember me

[Forgot Password?](#)

By clicking "Log in", you are agreeing to be bound by the [Terms of Use](#)

**Log In**

[New user, request access](#)

**About Connect**

*Connecting you to a world of information and insight.*

Connect is an online market and business intelligence platform enabling faster, smarter, and more efficient access to world renowned information from IHS Markit. A single intuitive interface enables users to discover, analyze, visualize and integrate a diverse range of industry-leading analysis, market research, technical information and forecasts.

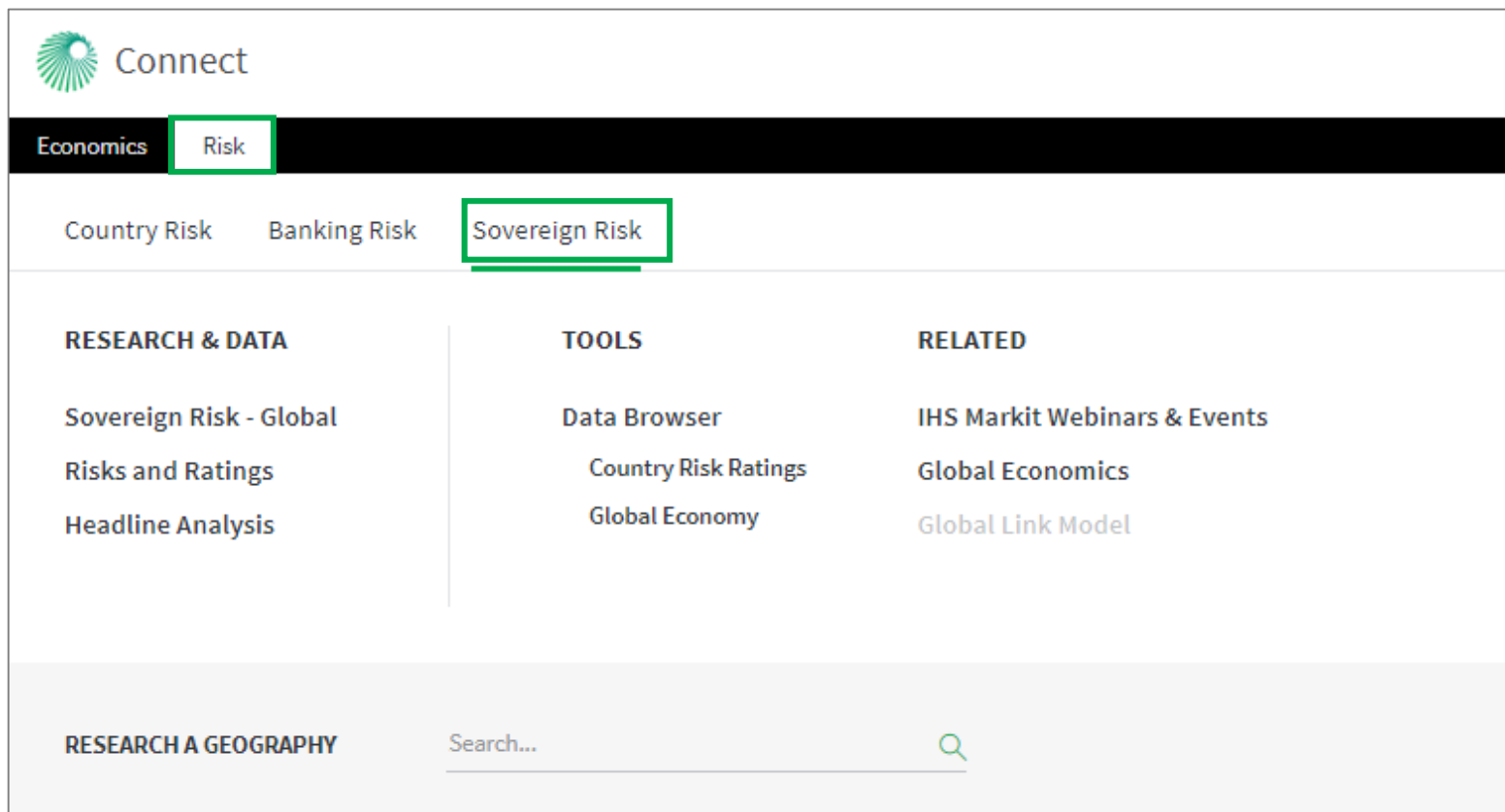
[Learn More](#)




# Risk Menu

# Sovereign Risk Global - Menu Page

In Connect, hover over the **Risk** menu > **Sovereign Risk**.




 Connect

Economics Risk

Country Risk Banking Risk Sovereign Risk

RESEARCH & DATA	TOOLS	RELATED
Sovereign Risk - Global	Data Browser	IHS Markit Webinars & Events
Risks and Ratings	Country Risk Ratings	Global Economics
Headline Analysis	Global Economy	Global Link Model

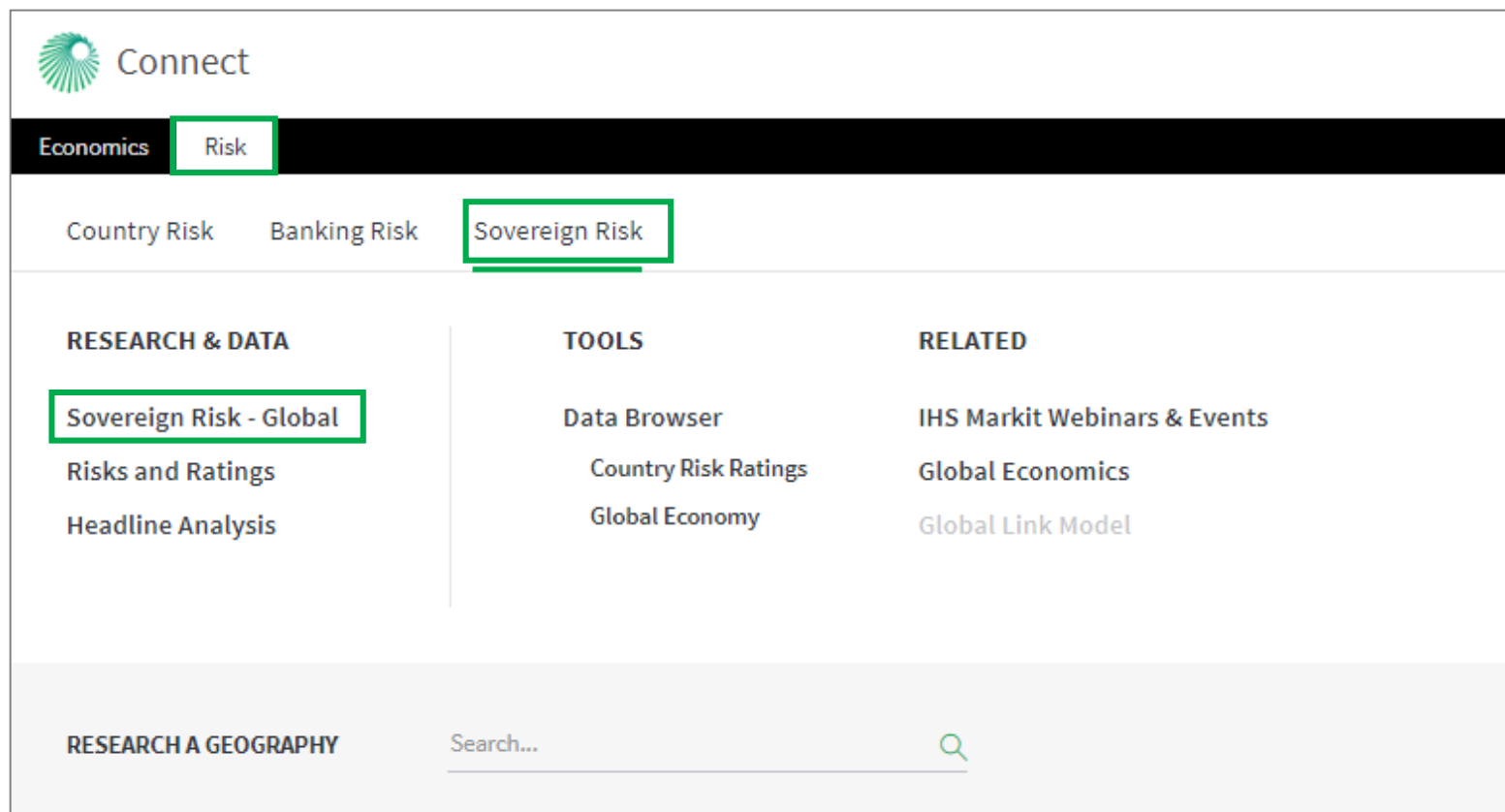
RESEARCH A GEOGRAPHY Search... 



# Sovereign Risk Global

# Sovereign Risk Global - Menu Page

In Connect, hover over the **Risk** menu > **Sovereign Risk** and click on **Sovereign Risk – Global** under Research & Data.



The screenshot displays the IHS Markit Connect website interface. At the top, the 'Connect' logo is visible. Below it, a navigation bar features 'Economics' and 'Risk', with 'Risk' highlighted by a green box. Under the 'Risk' menu, 'Country Risk', 'Banking Risk', and 'Sovereign Risk' are listed, with 'Sovereign Risk' highlighted by a green box. The 'Sovereign Risk' dropdown menu is open, showing three columns: 'RESEARCH & DATA', 'TOOLS', and 'RELATED'. In the 'RESEARCH & DATA' column, 'Sovereign Risk - Global' is highlighted by a green box, with 'Risks and Ratings' and 'Headline Analysis' listed below it. The 'TOOLS' column includes 'Data Browser', 'Country Risk Ratings', and 'Global Economy'. The 'RELATED' column includes 'IHS Markit Webinars & Events', 'Global Economics', and 'Global Link Model'. At the bottom, there is a 'RESEARCH A GEOGRAPHY' section with a search bar labeled 'Search...' and a magnifying glass icon.





# Sovereign Risk - Global Page

1. Featured quarterly strategic report on sovereign risk highlights, upgrades & downgrades.

2. Daily data release commentary and analysis of sovereign risk-relevant developments.

Click here for more

3. Click on a geography to jump to the individual country/territory page.

Sovereign Risk - Global

Choose Country

Q1 2019 Sovereign Risk Review

18 Apr 2019

A slightly net negative global sovereign risk rating trend continued for the third consecutive quarter in the first quarter of 2019. The first quarter was also a relatively quiet period for sovereign risk changes with just nine upgrade actions against 13 downgrades, with the quarter notable for there being no upgrades in Europe and, in the CIS, only a short-term rating downgrade for Belarus from IHS Markit.

Featured Headlines

Budget 2019: Ethiopia plans 1.6% spending increase

04 Jul 2019

Global Economics | Headline Analysis

Reserve Bank of Australia cuts interest rates to fresh record low

03 Jul 2019

Global Economics | Headline Analysis

Fitch downgrades Zambia's credit rating to CCC

03 Jul 2019

Sovereign Risk | Headline Analysis

Christine Lagarde set to succeed Mario Draghi as ECB president: Initial thoughts

03 Jul 2019

Global Economics | Headline Analysis

All Featured Headlines

Expert Analysis

IHS Markit

Market Briefing:

Africa debt and potential crisis

June 2018

Walter Loomer

Director, Sovereign Risk, Economics & Country Risk, IHS Markit

Walter.Loomer@ihsmarkit.com

Jan Kowalczyk

Director, Sovereign Risk, Economics & Country Risk, IHS Markit

Jan.Kowalczyk@ihsmarkit.com

Natasha Tordella

Director, Africa Analysis, Economics and Country Risk, IHS Markit

Natasha.Tordella@ihsmarkit.com

Africa debt risks

15 Jun 2018

IHS Markit experts discuss recent African debt and political dynamics and attempt to identify where payment difficulties and unsustainability are more likely.

SOVEREIGN RISK RATINGS

3

World Map

US: AAA

EU: AAA

RU: BBB

CH: A

JP: A

4

Rating: Medium Term Overall Rating / 100

Geography	Rating	+
Somalia	95	D
Syrian Arab Republic	65	C
Zimbabwe	65	C
Korea, Democratic People's Republic of	60	CC
Palestinian Territory, Occupied	60	CC
Sudan	60	CC
Yemen	75	CC
Burundi	70	CC+
Congo	70	CC+
Cuba	70	CC+

<<

>>

Page 1 of 21

1-10 of 206

More Risk Ratings

Primary Tools

Research and Data Center

IHS Markit Events


Methodology

4. Click to view geographies' league table by **aggregate risk type**.

5. Watch videos on **Expert Analysis** presenting a global / regional outlook overview from our Experts.

6. **Access** our strategic research reports; **Look** for past and upcoming IHSM events; **Read** the methodology used in calculating our sovereign risk scores.

Confidential. © 2020 IHS Markit®. All rights reserved.



# Sovereign Risk - Global Page

## SPECIAL REPORTS

1

Georgian lari's instability likely to be contained despite challenging environment  
08 Jul 2019

The recent volatility of the Georgian lari exchange rate does not signal anything resembling a looming balance of payments crisis, although the newest Russian trade sanctions will harm...

Integration in CEE supply chains and trade in value added  
05 Jul 2019

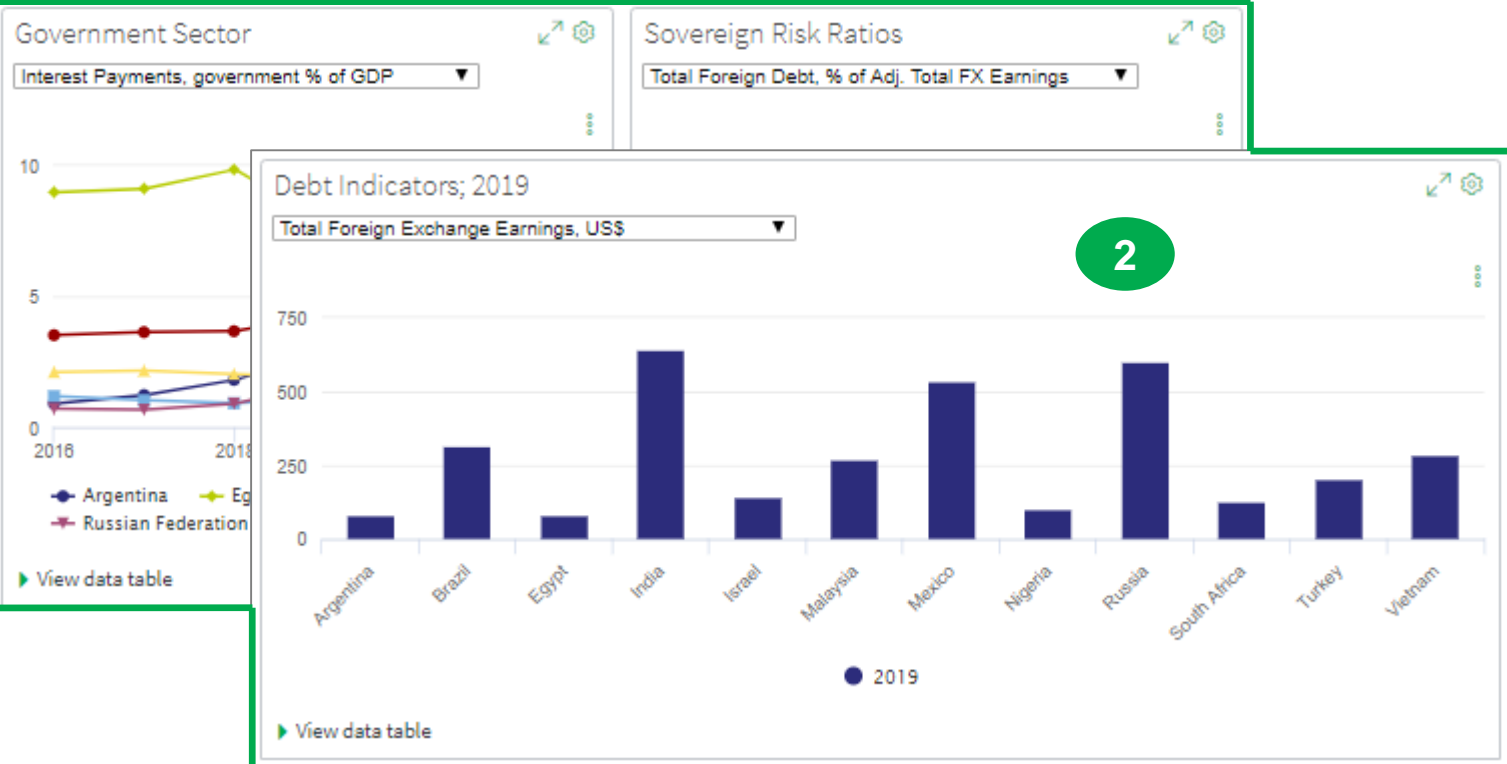
Economies in (CEE) exhibit a supply chains multinational measures, led

Colombia's development plan: Economic and political implications  
04 Jul 2019

[More Special Reports](#)

2. Visualize, save and export various economic concepts in the form of a chart.

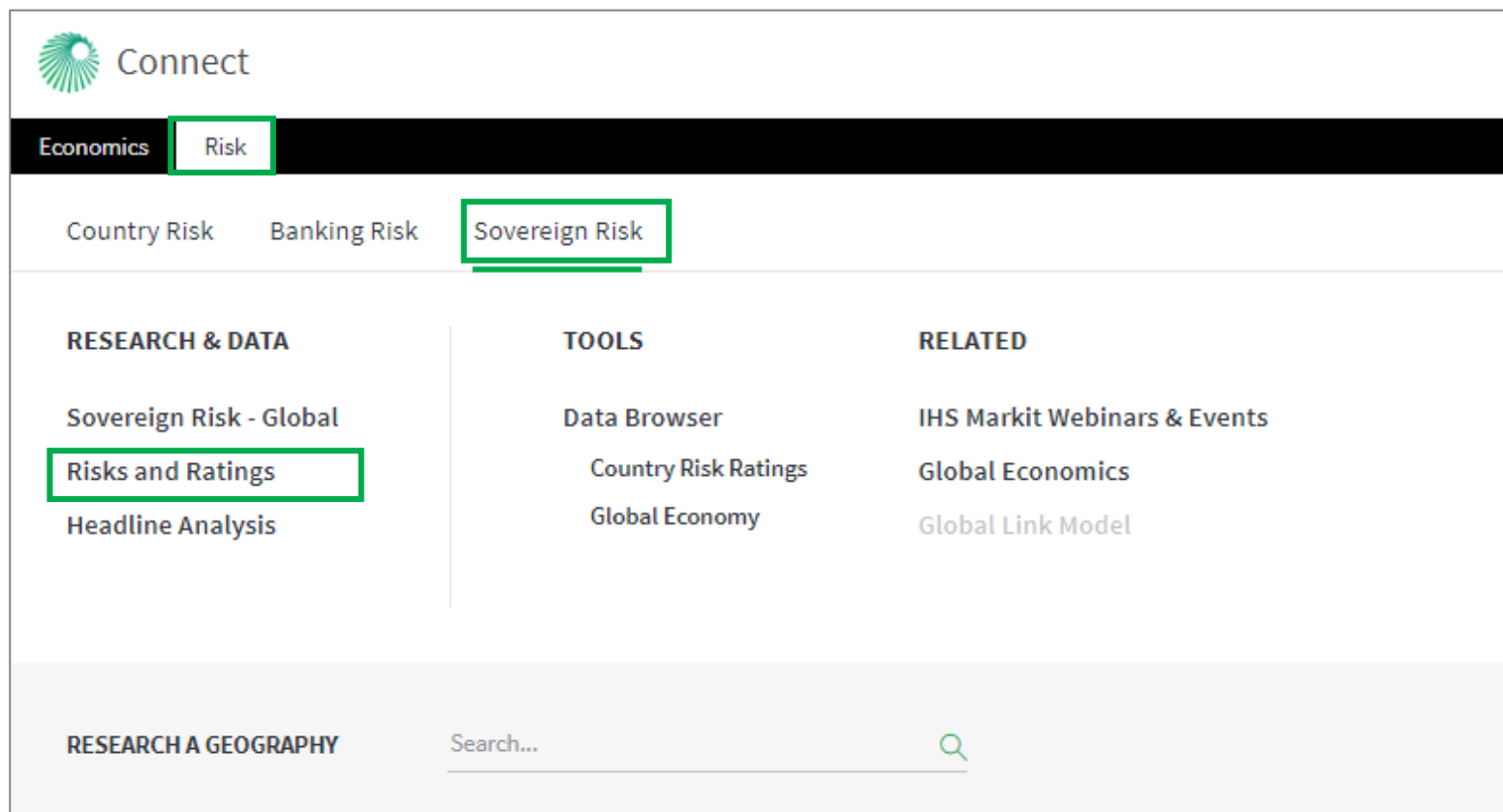
1. Access our special reports highlighting events from around the world; researched, validated and written by our experts.



# Risks and Ratings

# Sovereign Risk - Risks and Ratings | Menu Page

In Connect, hover over the **Risk** menu > **Sovereign Risk** and click on **Risks and Ratings**



The screenshot shows the IHS Markit Connect interface. At the top, the 'Connect' logo is visible. Below it, a navigation bar contains 'Economics' and 'Risk'. The 'Risk' menu is highlighted with a green box. Under 'Risk', there are three sub-menus: 'Country Risk', 'Banking Risk', and 'Sovereign Risk'. The 'Sovereign Risk' menu is highlighted with a green box. Below the 'Sovereign Risk' menu, there are three columns of links. The first column, titled 'RESEARCH & DATA', contains 'Sovereign Risk - Global', 'Risks and Ratings' (highlighted with a green box), and 'Headline Analysis'. The second column, titled 'TOOLS', contains 'Data Browser', 'Country Risk Ratings', and 'Global Economy'. The third column, titled 'RELATED', contains 'IHS Markit Webinars & Events', 'Global Economics', and 'Global Link Model'. At the bottom, there is a search bar labeled 'RESEARCH A GEOGRAPHY' with a search icon.



# Sovereign Risk - Risks and Ratings

A league table for geographies' sovereign riskiness

1. Select **Sovereign Risk** tab to evaluate geographies' relative sovereign risk by comparing their risk scores.

2. Toggle between Ratings **Table** or **Map** View.

Country Risk

Sovereign Risk

Ba1 Risk

Map

Table

119

Geography

Select All

Clear All

Regions

My Regions

Asia-Pacific

CIS

Europe

Latin America

Middle East

North Africa

North America

Sub-Saharan Africa

Filters

Rank	Geography		Short Term			Medium Term Overall Rating / 100 ▲	Medium Term						
			Short Term Overall Rating / 100	Financial Risk / 60	Non-Financial Risk / 40		Outlook	Financial Risk / 50	Non-Financial Risk / 50	Fitch Comparison	S&P Comparison	Moody's Comparison	Consensus Rating
1	Austria	⇒	AAA 0 Highest Quality	0	0	⇒	AAA 0 Highest Quality	0	0	Higher Risk	Higher Risk	Higher Risk	0 AAA
1	Canada	⇒	AAA 0 Highest Quality	0	0	⇒	AAA 0 Highest Quality	0	0	Similar Risk	Similar Risk	Similar Risk	0 AAA
1	Denmark	⇒	AAA 0 Highest Quality	0	0	⇒	AAA 0 Highest Quality	0	0	Similar Risk	Similar Risk	Similar Risk	0 AAA
1	Finland	⇒	AAA 0 Highest Quality	0	0	⇒	AAA 0 Highest Quality	0	0	Higher Risk	Higher Risk	Higher Risk	0 AAA
1	Germany	⇒	AAA 0 Highest Quality	0	0	⇒	AAA 0 Highest Quality	0	0	Similar Risk	Similar Risk	Similar Risk	0 AAA
1	Liechtenstein	⇒	AAA 0 Highest Quality	0	0	⇒	AAA 0 Highest Quality	0	0	Not Rated	Similar Risk	Not Rated	0 AAA
1	Luxembourg	⇒	AAA 0 Highest Quality	0	0	⇒	AAA 0 Highest Quality	0	0	Similar Risk	Similar Risk	Similar Risk	0 AAA
1	Netherlands	⇒	AAA 0 Highest Quality	0	0	⇒	AAA 0 Highest Quality	0	0	Similar Risk	Similar Risk	Similar Risk	0 AAA
1	Norway	⇒	AAA 0 Highest Quality	0	0	⇒	AAA 0 Highest Quality	0	0	Similar Risk	Similar Risk	Similar Risk	0 AAA

3

Investment Grade

Speculative Grade

Actual Default

2.5 10 25 40 47.5 55 60 65 70 75 100

1

Profiles

Export

4

3. Eleven color-coded risk bands (Investment Grade to Actual Default) provide a threshold to compare risks between geographies and regions.

4. Read about **methodology** for the risk rating system and risk definitions by clicking on the information icon.



# Sovereign Risk - Risks and Ratings

Country Risk
Sovereign Risk
Banking Risk

Map
Table
Q3 2019

Investment Grade
Speculative Grade
Actual Default

Rank	Geography	Currency Category	Outlook	Short Term Overall Rating / 100	Financial Risk / 60	Non-Financial Risk / 40	Outlook	Medium Term Overall Rating / 100	Financial Risk / 50	Non-Financial Risk
1	Austria	Hard	⇒	AAA 0 Highest Quality	0	0	⇒	AAA 0 Highest Quality	0	
1	Canada	Hard	⇒	AAA 0 Highest Quality	0	0	⇒	AAA 0 Highest Quality	0	
1	Denmark	Hard	⇒	AAA 0 Highest Quality	0	0	⇒	AAA 0 Highest Quality	0	
1	Finland	Hard	⇒	AAA 0 Highest Quality	0	0	⇒	AAA 0 Highest Quality	0	
1	Germany	Hard	⇒	AAA 0 Highest Quality	0	0	⇒	AAA 0 Highest Quality	0	
1	Liechtenstein	Hard	⇒	AAA 0 Highest Quality	0	0	⇒	AAA 0 Highest Quality	0	
1	Luxembourg	Hard	⇒	AAA 0 Highest Quality	0	0	⇒	AAA 0 Highest Quality	0	

Filters

Geography
Select All
Clear All

Regions
My Regions

My Asia

Austria
Currency Category: Hard Currency
Medium Term Overall Risk Rating

AAA 0 Highest Quality
as of: 9 Jul 2019

Last Change: from AA 5 Very High Quality to AAA 0 Highest Quality, 28 Feb 2006
Outlook: ⇒

Country Reports: Sovereign risk service: Medium-term: Report - Austria

Country Reports: Sovereign risk service: Medium-term: Rating statement - Austria

Last Headline Analysis:
Fitch revises Austria's outlook to Positive from Stable, affirms AA+ rating as robust growth improves debt dynamics
24 Jul 2018 - IHS Economics and Country Risk

Calendar effects help to boost Austrian export and import growth to around 10% y/y in April

Use the Filter tab to select geographies or create custom groupings using **My Regions**.

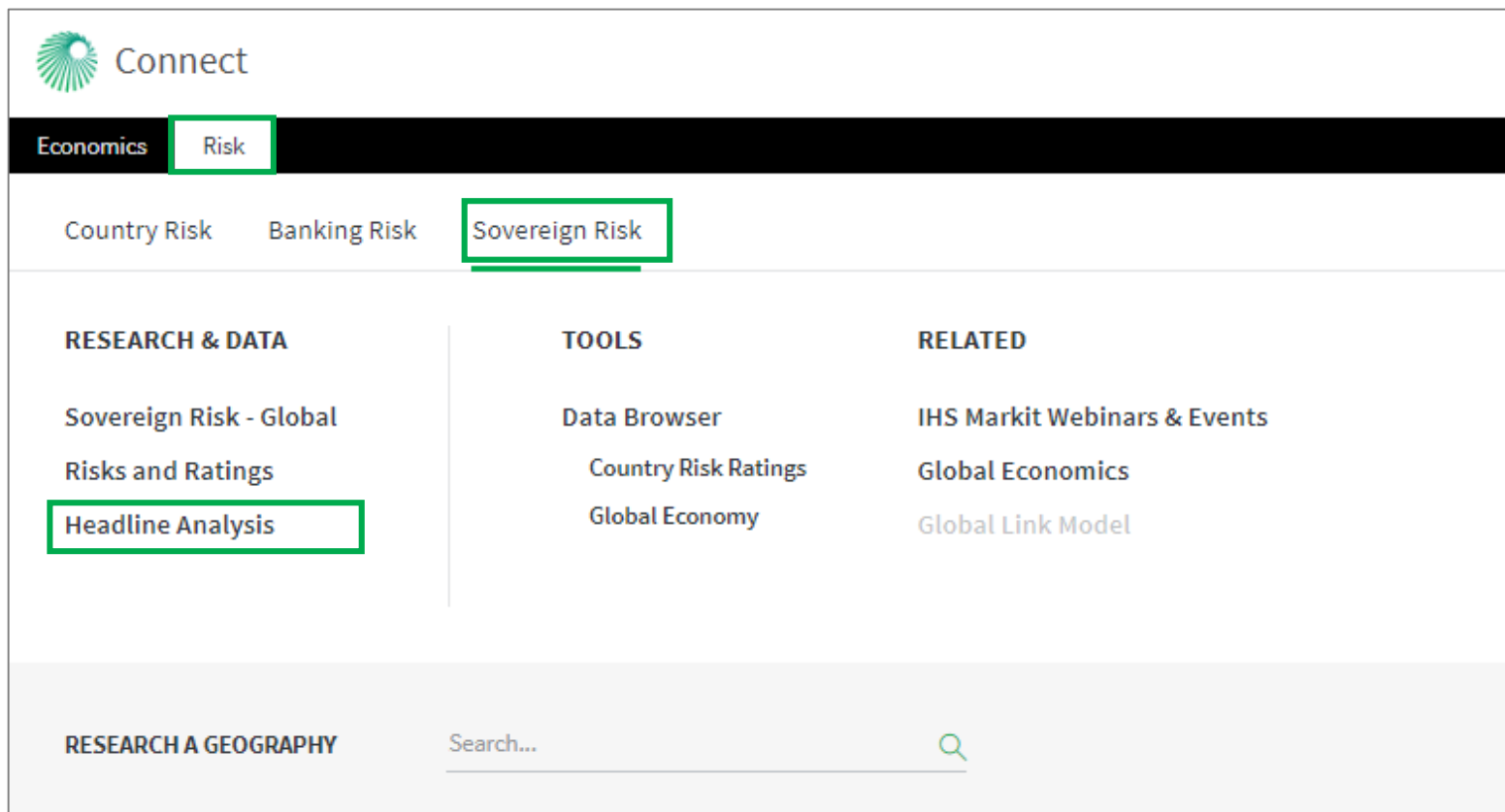
Click the rating to display country/territory report which shows reason for the rating along with ratings breakdown for both, short and medium-term risks.



# Headline Analysis

# Sovereign Risk Global - Menu Page

In Connect, hover over the **Risk** menu > **Sovereign Risk** and click on **Headline Analysis** under Research & Data.



The screenshot displays the IHS Markit Connect interface. At the top, the 'Connect' logo is visible. Below it, a navigation bar features 'Economics' and 'Risk', with 'Risk' highlighted by a green box. Under the 'Risk' menu, 'Country Risk', 'Banking Risk', and 'Sovereign Risk' are listed, with 'Sovereign Risk' highlighted by a green box. The 'Sovereign Risk' sub-menu is open, showing three columns: 'RESEARCH & DATA', 'TOOLS', and 'RELATED'. In the 'RESEARCH & DATA' column, 'Sovereign Risk - Global', 'Risks and Ratings', and 'Headline Analysis' are listed, with 'Headline Analysis' highlighted by a green box. The 'TOOLS' column includes 'Data Browser', 'Country Risk Ratings', and 'Global Economy'. The 'RELATED' column includes 'IHS Markit Webinars & Events', 'Global Economics', and 'Global Link Model'. At the bottom, there is a 'RESEARCH A GEOGRAPHY' section with a search bar labeled 'Search...' and a magnifying glass icon.

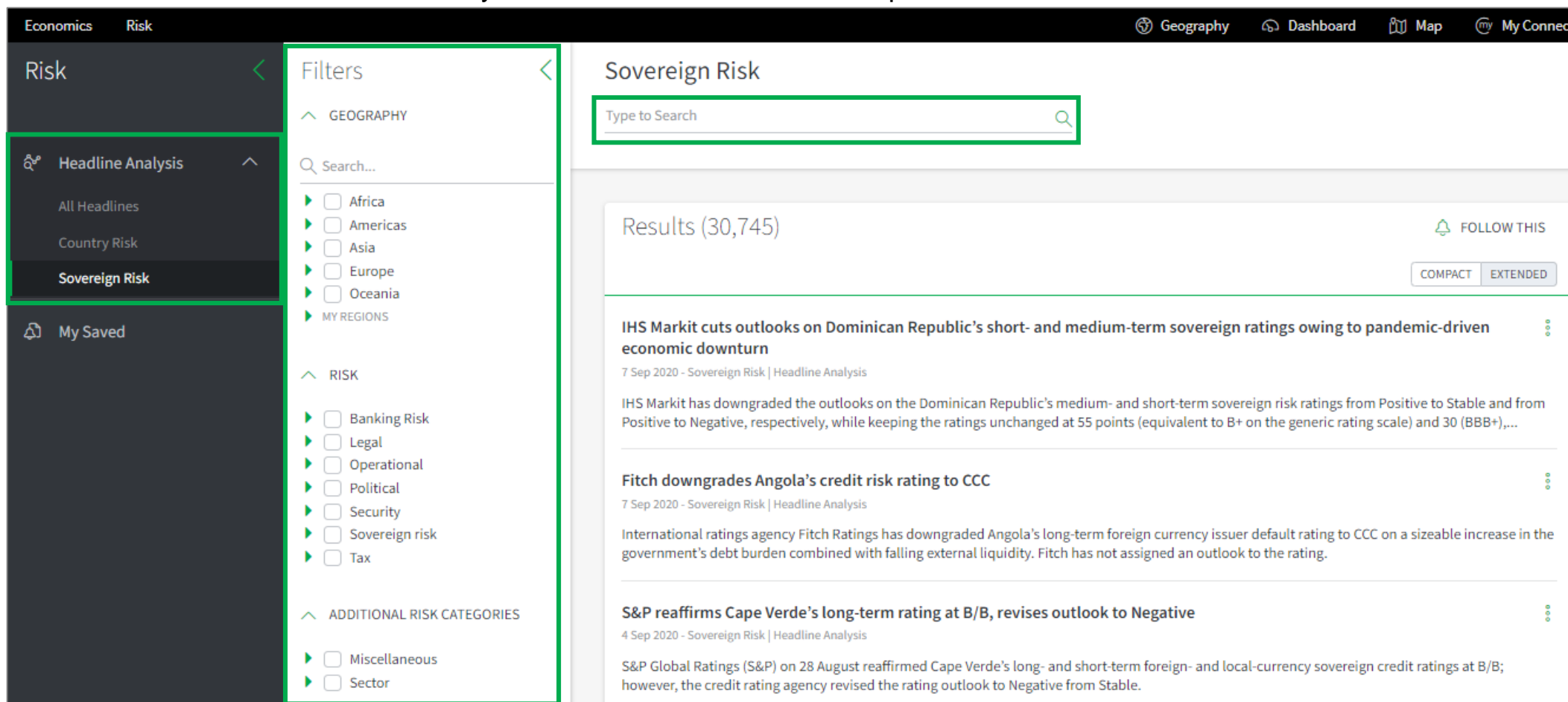




# Sovereign Risk - Headline Analysis Page Navigation

All headline analysis articles are organized in a reversed chronological order

Keyword search and relevant filter options.



The screenshot displays the IHS Markit Sovereign Risk - Headline Analysis page. The navigation sidebar on the left is organized into three main sections: 'Risk', 'Headline Analysis', and 'My Saved'. The 'Risk' section is currently selected, showing a list of filters. The 'Headline Analysis' section is also visible, with 'All Headlines', 'Country Risk', and 'Sovereign Risk' options. The 'My Saved' section is at the bottom. The main content area on the right is titled 'Sovereign Risk' and features a search bar with the placeholder text 'Type to Search'. Below the search bar, the results are displayed in a list format, showing 30,745 results. The first three results are highlighted:

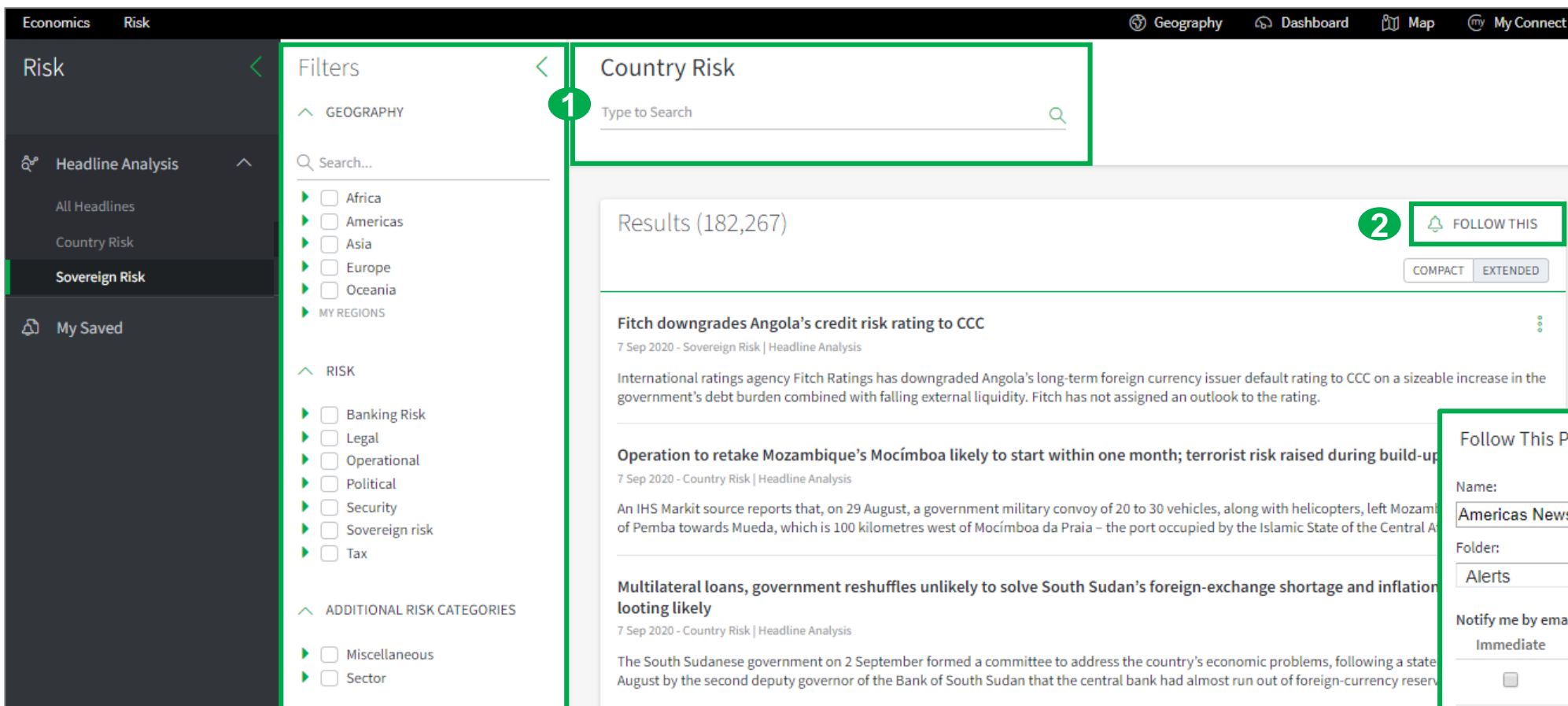
- IHS Markit cuts outlooks on Dominican Republic's short- and medium-term sovereign ratings owing to pandemic-driven economic downturn**  
7 Sep 2020 - Sovereign Risk | Headline Analysis  
IHS Markit has downgraded the outlooks on the Dominican Republic's medium- and short-term sovereign risk ratings from Positive to Stable and from Positive to Negative, respectively, while keeping the ratings unchanged at 55 points (equivalent to B+ on the generic rating scale) and 30 (BBB+),...
- Fitch downgrades Angola's credit risk rating to CCC**  
7 Sep 2020 - Sovereign Risk | Headline Analysis  
International ratings agency Fitch Ratings has downgraded Angola's long-term foreign currency issuer default rating to CCC on a sizeable increase in the government's debt burden combined with falling external liquidity. Fitch has not assigned an outlook to the rating.
- S&P reaffirms Cape Verde's long-term rating at B/B, revises outlook to Negative**  
4 Sep 2020 - Sovereign Risk | Headline Analysis  
S&P Global Ratings (S&P) on 28 August reaffirmed Cape Verde's long- and short-term foreign- and local-currency sovereign credit ratings at B/B; however, the credit rating agency revised the rating outlook to Negative from Stable.



# Sovereign Risk - Follow this Headline Analysis

You can follow Headline Analysis that you are interested in

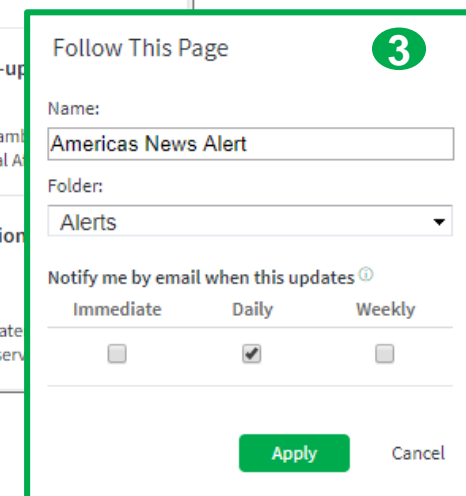
1. Apply Filters to Headline Analysis by using keyword search and/or relevant filter options.



The screenshot displays the IHS Markit Sovereign Risk interface. On the left, a sidebar shows navigation options: Risk, Headline Analysis, and My Saved. The main area is titled 'Country Risk' and features a search bar (labeled 1) and a list of filters. The filters are categorized into GEOGRAPHY (Africa, Americas, Asia, Europe, Oceania) and RISK (Banking Risk, Legal, Operational, Political, Security, Sovereign risk, Tax). Below these are additional risk categories (Miscellaneous, Sector). The search results section (labeled 2) shows 182,267 results. A 'FOLLOW THIS' button (labeled 3) is visible next to the search results. The interface also includes a top navigation bar with links to Geography, Dashboard, Map, and My Connect.

2. Select Follow this Headline Analysis.

3. Name the search, specify the folder to save the search and select the alert frequency.



The 'Follow This Page' dialog box (labeled 3) is shown. It contains the following fields and options:

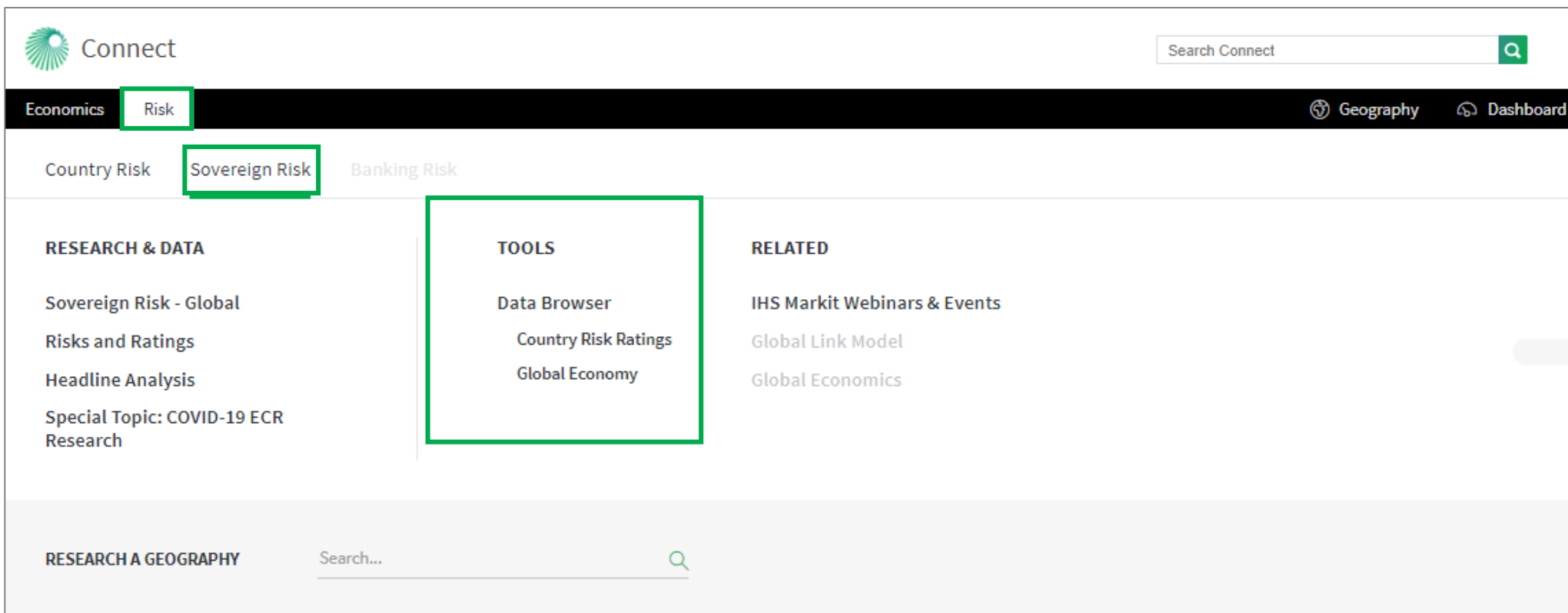
- Name:** Americas News Alert
- Folder:** Alerts
- Notify me by email when this updates:**
  - Immediate: ☐
  - Daily: ☒
  - Weekly: ☐
- Buttons:** Apply, Cancel



# Data Browser

## Data Browser – Menu Page

On the **Risk> Sovereign Risk** menu, access all available databases on the right side under **Tools > Data Browser**




The screenshot displays the IHS Markit Connect web application interface. At the top, the 'Connect' logo and a search bar are visible. Below the header, a navigation bar shows 'Economics' and 'Risk', with 'Risk' highlighted. To the right of the navigation bar are links for 'Geography' and 'Dashboard'. Under the 'Risk' tab, three sub-tabs are shown: 'Country Risk', 'Sovereign Risk' (highlighted with a green box), and 'Banking Risk'. The 'Sovereign Risk' sub-tab is active, displaying three main sections: 'RESEARCH & DATA', 'TOOLS', and 'RELATED'. The 'TOOLS' section is highlighted with a green box and contains three items: 'Data Browser', 'Country Risk Ratings', and 'Global Economy'. The 'RESEARCH & DATA' section lists 'Sovereign Risk - Global', 'Risks and Ratings', 'Headline Analysis', and 'Special Topic: COVID-19 ECR Research'. The 'RELATED' section lists 'IHS Markit Webinars & Events', 'Global Link Model', and 'Global Economics'. At the bottom, there is a 'RESEARCH A GEOGRAPHY' section with a search bar.

# Data Browser - Build Query from a single dataset

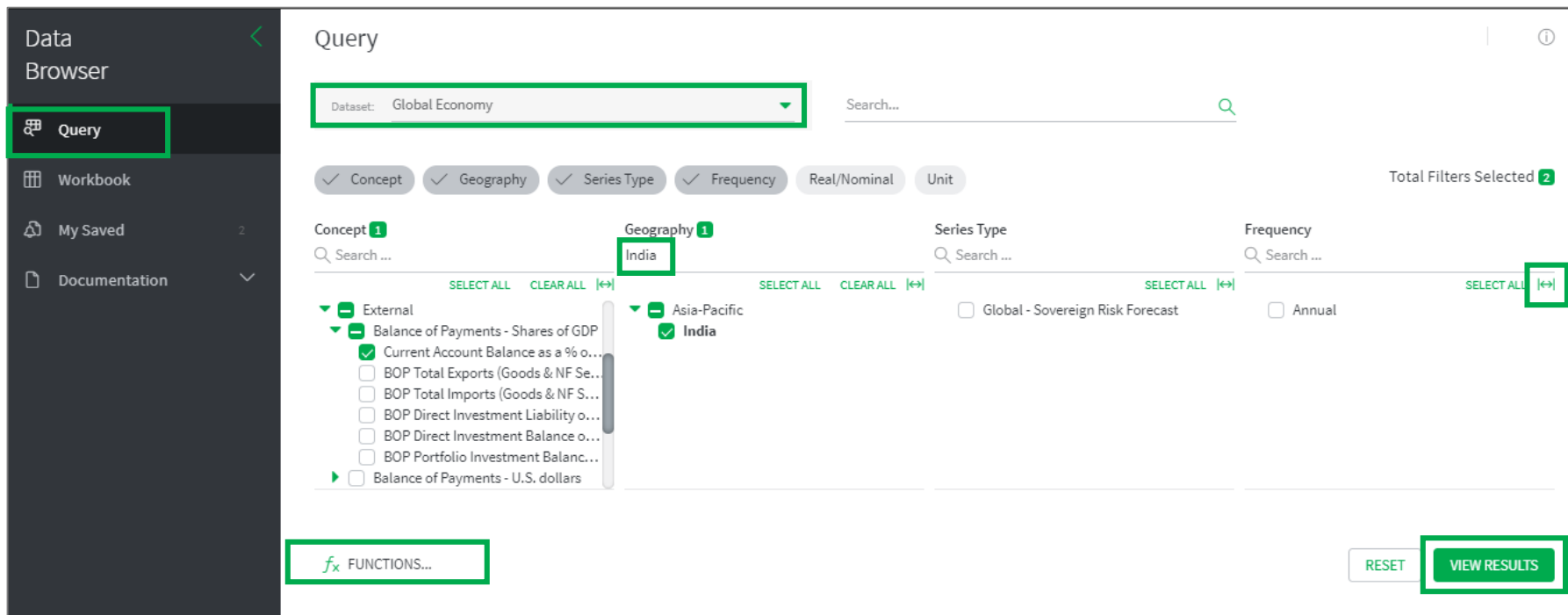
You can search data by concept, geography and/or frequency

You can apply a keyword search for geography, concept and frequency.

 allows you to expand the filter pane.

Selecting a dataset in **Build Query** allows you to see detailed filtering options e.g. Global Economy.

After making selections, click on **VIEW RESULTS**.



The screenshot shows the 'Data Browser' interface with the 'Query' tab selected. The 'Dataset' dropdown is set to 'Global Economy'. The 'Concept' filter is expanded, showing 'Balance of Payments - Shares of GDP' with 'Current Account Balance as a % of GDP' selected. The 'Geography' filter is set to 'India'. The 'Series Type' filter is set to 'Global - Sovereign Risk Forecast'. The 'Frequency' filter is set to 'Annual'. The 'VIEW RESULTS' button is highlighted.

You can apply function(s) to the entire search results.

# Data Browser - Search Results

Search results are shown below the filtering options. Ticking a box and clicking on **Show Preview** allow you to see a quick preview of the selected series (one series at a time). Scroll to the right to see all time series data.

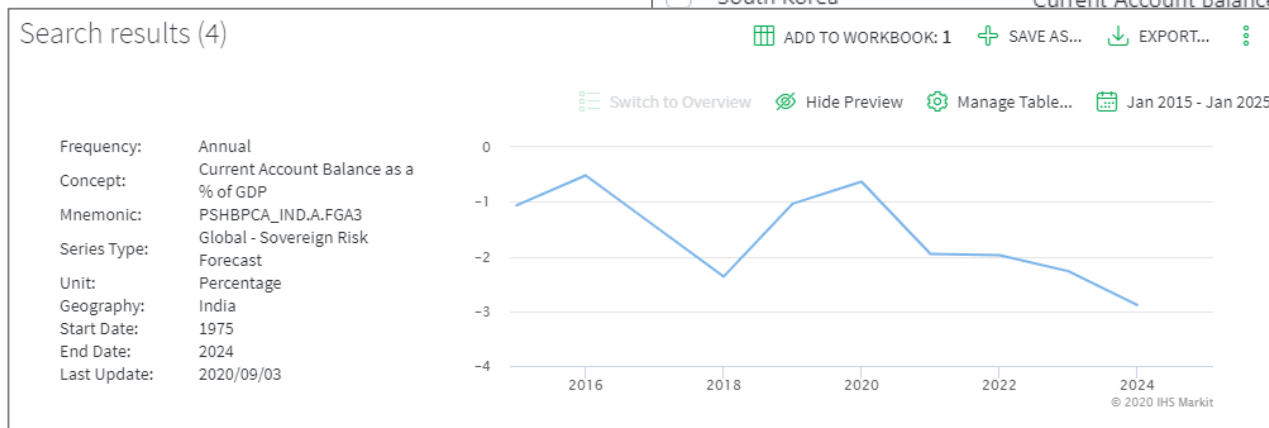
Search results (4)

ADD TO WORKBOOK: 1 SAVE AS... EXPORT... Switch to Overview Show Preview Manage Table... Jan 2015 - Jan 2025

Annual

Drag here to set row groups

Geography ↑	Concept	Unit	2015	2016	2017
<input type="checkbox"/> China (mainland)	Current Account Balance as a % of GDP	Percentage	2.77	1.80	1.58
<input checked="" type="checkbox"/> India	Current Account Balance as a % of GDP	Percentage	-1.06	-0.52	-1.44
<input type="checkbox"/> Japan	Current Account Balance as a % of GDP	Percentage	3.11	4.00	4.18
<input type="checkbox"/> South Korea	Current Account Balance as a % of GDP	Percentage	7.25	6.51	4.67



Scroll to the right to see all time series data.





# Data Browser - Move series to Workbook

In the search result of **Build Query**, select the series you want to move to Workbook.

Click on **ADD TO WORKBOOK**.

Data  
Browser

Query
Workbook
My Saved 2
Documentation

Search results (4)

ADD TO WORKBOOK: 4

SAVE AS...

EXPORT...

Switch to Overview

Show Preview

Manage Table...

Jan 2015 - Jan 2025

Annual

Drag here to set row groups

Geography ↑	Concept	Unit	2015	2016	2017	2018
China (mainland)	Current Account Balance as a % of GDP	Percentage	2.77	1.80	1.58	0.18
India	Current Account Balance as a % of GDP	Percentage	-1.06	-0.52	-1.44	-2.37
Japan	Current Account Balance as a % of GDP	Percentage	3.11	4.00	4.18	3.56
South Korea	Current Account Balance as a % of GDP	Percentage	7.25	6.51	4.67	4.48





# Data Browser - Apply calculations

You can apply calculations only to the series you desire

Select series, click on **Calculations** and select your option(s).

Workbook Calculations

☒ Original values
 ☐ Percentage Change
 ☐ Percentage Change Year Ago
 ☒ Difference
 ☐ Difference Year Ago
 ☐ Compound Annual Growth Rate
 ☐ Moving Average
 ☐ Natural Log

☐ Frequency Conversion
 ☐ Indexing

RESET ALL

CANCEL

APPLY

Dataserries:

REMOVE: 2

SAVE AS...

EXPORT...

Show Chart

Calculations...

Manage Table...

Jan 2015 - Jan 2025

Annual

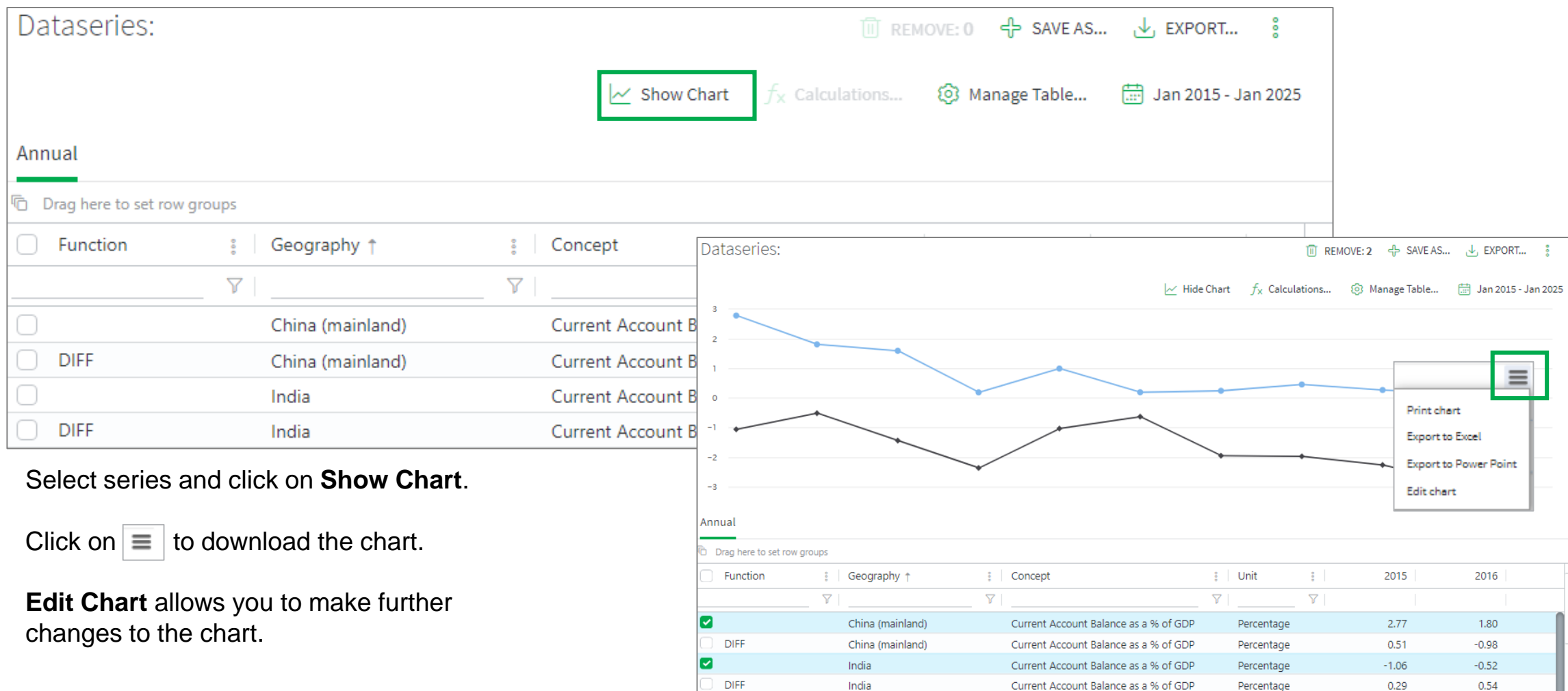
Drag here to set row groups

<input type="checkbox"/> Geography ↑	Concept	Unit	2015	2016	2017
<input checked="" type="checkbox"/> China (mainland)	Current Account Balance as a % of GDP	Percentage	2.77	1.80	1.58
<input checked="" type="checkbox"/> India	Current Account Balance as a % of GDP	Percentage	-1.06	-0.52	-1.44
<input type="checkbox"/> Japan	Current Account Balance as a % of GDP	Percentage	3.11	4.00	4.18
<input type="checkbox"/> South Korea	Current Account Balance as a % of GDP	Percentage	7.25	6.51	4.67



# Data Browser - Show a chart

You can show a chart of the desired series



Select series and click on **Show Chart**.

Click on  to download the chart.

**Edit Chart** allows you to make further changes to the chart.



# Data Browser - Save your work

You can save your table for later use

Select series, click on **Save As**.

Name your table and specify a folder.

You can access your saved item through **My Saved** ([Slide 31](#)).

Save Workbook

Name:

India vs China

Pick folder:

Save for later

CANCEL

SAVE

Dataserries:

REMOVE: 2

SAVE AS...

EXPORT...

Show Chart

Calculations...

Manage Table...

Jan 2015 - Jan 2025

Annual

Drag here to set row groups

<input type="checkbox"/> Geography ↑	Concept	Unit	2015	2016	2017
<input checked="" type="checkbox"/> China (mainland)	Current Account Balance as a % of GDP	Percentage	2.77	1.80	1.58
<input checked="" type="checkbox"/> India	Current Account Balance as a % of GDP	Percentage	-1.06	-0.52	-1.44
<input type="checkbox"/> Japan	Current Account Balance as a % of GDP	Percentage	3.11	4.00	4.18
<input type="checkbox"/> South Korea	Current Account Balance as a % of GDP	Percentage	7.25	6.51	4.67



# Data Browser - Load by mnemonics

You can load data by mnemonics

In **Workbook**, click on **LOAD BY MNEMONICS**.

Copy and paste or type mnemonics horizontally or vertically.

Click on **CHECK AVAILABILITY** followed by **ADD SERIES**.

Load by Mnemonics

PSHBPCA\_CHN.A.FGA3

PSHBPCA\_CHN.A.FGA3

PSHBPCA\_IND.A.FGA3

PSHBPCA\_IND.A.FGA3

PSHBPCA\_JPN.A.FGA3

PSHBPCA\_KOR.A.FGA3

CHECK AVAILABILITY

CANCEL

ADD SERIES

Data Browser

Build Query

Workbook

My Saved 10

Documentation

Service Documentation

Flash Alerts

What is New in Data

Workspace

LOAD BY MNEMONICS...

Dataseries:

ADD TO ... 0

SAVE AS...

EXPORT...

Show Chart

Calculations...

Manage Table...

This workspace lets you transform and reorder the series you open from My Saved, and the series you selected from Build Query.



## Export to static Excel , static CSV or an API link

Select Series you want to download. If not selected, all results will be downloaded.

Select **Excel static** or **CSV static** through **All Series** or **Selected Series** to download to a static Excel or CSV file. Alternatively, you can select **Connect API URL**.

Adjust **Export Settings** if necessary.

1

Datseries:

REMOVE: 2

SAVE AS...

EXPORT...

Show Chart

Calculations...

Manage Table...

Jan 2015 - Jan 2025

Annual

Drag here to set row groups

<input type="checkbox"/> Geography ↑	Concept	Unit	2015	2016	2017
<input checked="" type="checkbox"/> China (mainland)	Current Account Balance as a % of GDP	Percentage	2.77	1.80	1.58
<input checked="" type="checkbox"/> India	Current Account Balance as a % of GDP	Percentage	-1.06	-0.52	-1.44
<input type="checkbox"/> Japan	Current Account Balance as a % of GDP	Percentage	3.11	4.00	4.18
<input type="checkbox"/> South Korea	Current Account Balance as a % of GDP	Percentage	7.25	6.51	4.67

2

All Series
Selected Series
Connect API URL
Export Settings...

3

Excel static
CSV static
Excel Refreshable

4

Your Excel file is being processed
When it is ready, a message will appear below

5

Your Excel file is ready
Download it by clicking the below link  
[CAB % of GDP\\_\\_18\\_11\\_2020.xlsx](#)

You will be notified on the download progress.



# Generate a refreshable Excel file

Refreshable Excel files allow you to update the data with one click

1

Dataserries: REMOVE: 2 SAVE AS... EXPORT...

Show Chart Calculations... Manage Table... Jan 2015 - Jan 2025

Annual

Drag here to set row groups

Geography	Concept	Unit	2015	2016	2017
<input checked="" type="checkbox"/> China (mainland)	Current Account Balance as a % of GDP	Percentage	2.77	1.80	1.58
<input checked="" type="checkbox"/> India	Current Account Balance as a % of GDP	Percentage	-1.06	-0.52	-1.44
<input type="checkbox"/> Japan	Current Account Balance as a % of GDP	Percentage	3.11	4.00	4.18
<input type="checkbox"/> South Korea	Current Account Balance as a % of GDP	Percentage	7.25	6.51	4.67

2

All Series  
Selected Series  
Connect API URL  
Export Settings...

3

Excel static  
CSV static  
**Excel Refreshable**

4

Save Workbook

Item name  
CAB % of GDP

Destination folder  
Save for later

Billing Code

CANCEL SAVE

- 1 Select series you want to download. If not selected, all results will be downloaded.
- 2 Select All Series or Selected Series.
- 3 Select **Excel Refreshable** to generate a refreshable Excel file.
- 4 Name the search and specify a folder
- 5 To update the refreshable Excel, please click on **Refresh All** from the Excel Data Menu.

AutoSave OFF CAB % of GDP\_18\_11\_2020 - Excel Search

Prakash Thomas

Home Insert Draw Page Layout Formulas Data Review View Developer Add-ins Help

Queries & Connections Properties Edit Links

Get & Transform Data Refresh All Refresh Refresh Status Cancel Refresh Connection Properties...

Stocks Geography Data Types Sort & Filter Sort Filter Clear Reapply Advanced Text to Columns What-If Analysis Forecast Outline Data Analysis Solver

1 You can refresh this spreadsheet in 'Data' menu.

2

3 CAB % of GDP

4 Created on Wed 18 Nov 2020, 4:04 AM EST (09:04 GMT)

5

6

7

8

9 Frequency: Annual


Function	Geography	Concept	Unit	2015	2016	2017	2018	2019	2020	2021	2022	2023	2024	2025
DIFF	China (mainland)	Current Account Balance as a % of GDP	Percentage	2.77	1.80	1.58	0.18	0.99	0.19	0.24	0.45	0.26	0.16	
	China (mainland)	Current Account Balance as a % of GDP	Percentage	0.51	-0.98	-0.21	-1.40	0.80	-0.80	0.05	0.21	-0.19	-0.10	
	India	Current Account Balance as a % of GDP	Percentage	-1.06	-0.52	-1.44	-2.37	-1.04	-0.64	-1.95	-1.98	-2.27	-2.89	
	India	Current Account Balance as a % of GDP	Percentage	0.29	0.54	-0.92	-0.92	1.33	0.40	-1.32	-0.02	-0.29	-0.62	




# Data Browser - My Saved

My Saved provides quick access to your saved items

By clicking on the name of your saved item, you can re-load what you have saved earlier e.g. India vs China.

 gives you options such as delete, edit, send a copy, share, copy to and move to.

 allows you to share the saved item with your colleague(s). Your colleague(s) need to be entitled to the same data.

Share settings

This item is not yet shared with others.

Share this item with others:

Email address  ADD

Message

CANCEL APPLY

DELETE

EDIT

SEND A COPY

SHARE

COPY TO...

MOVE TO...

Data Browser

Build Query

Workbook 6

**My Saved 10**




Documentation

My Saved in Data Browser

The My Saved page provides a limited view into your My Connect items for only those items that are most relevant for the Data Browser tool. To find your full list of personalized content, please go to [My Connect](#).

Navigate to: TOOL QUERIES DOCUMENTS

Tool Queries

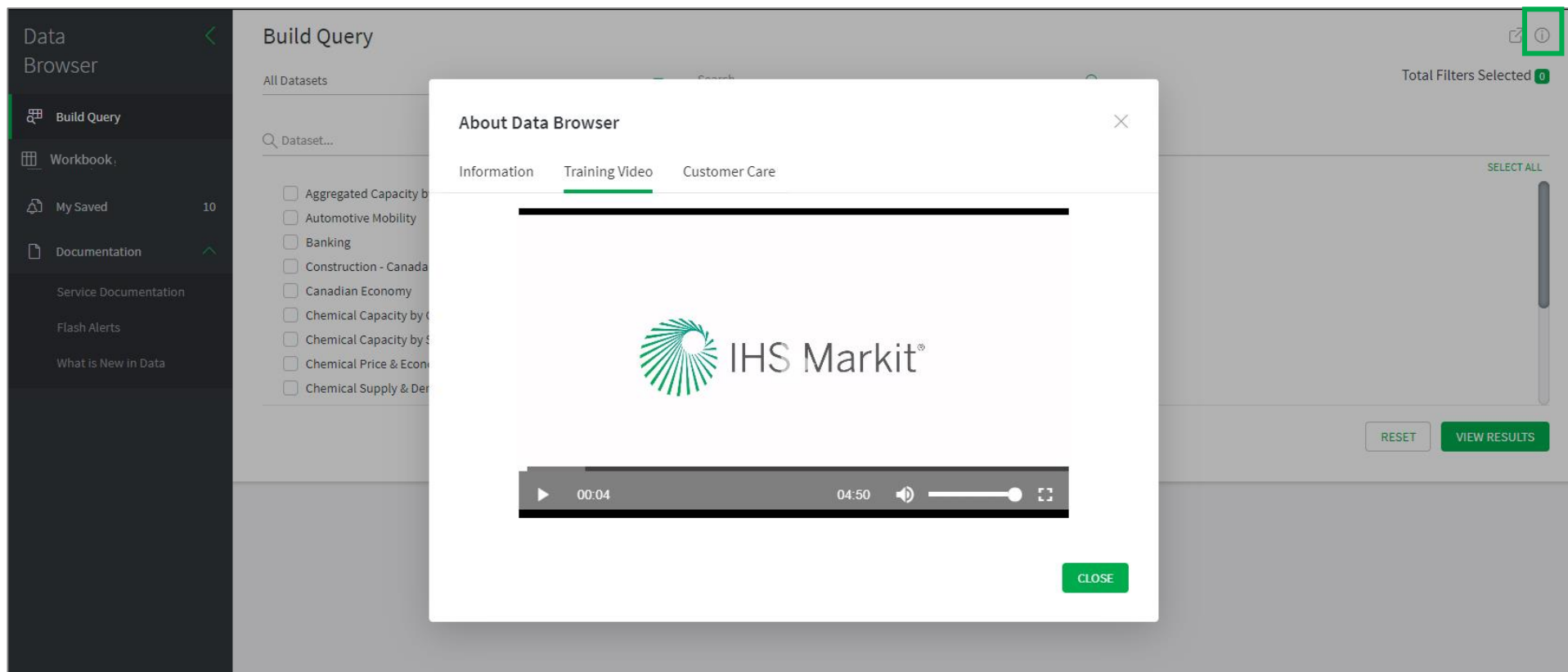
Type	Title	Source	Update Date	
	<b>India vs China</b>	Data Browser: Workbook	8 May 2019	 



# Data Browser - Training Video

Online training video provides quick guidance of New Data Browser

Click on  followed by **Training Video** to view the online training video.



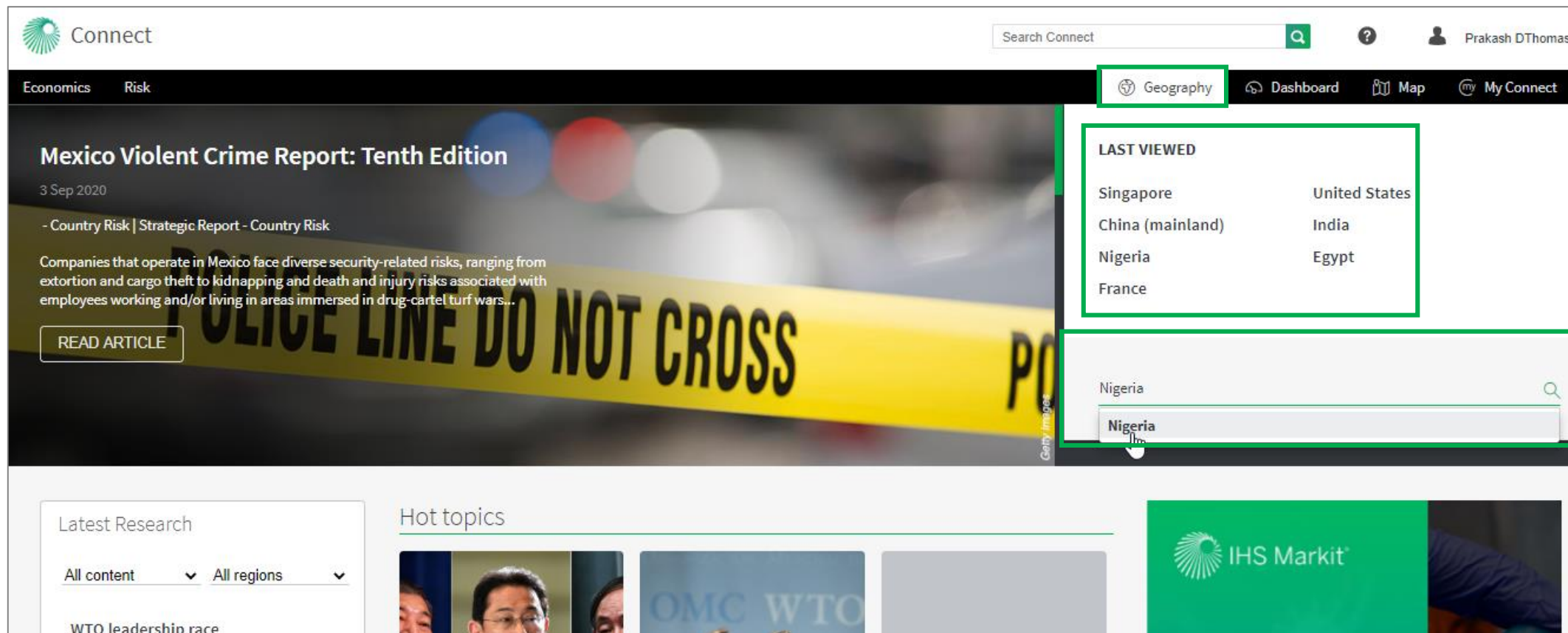
The screenshot displays the IHS Markit Data Browser interface. On the left is a dark sidebar with navigation options: 'Data Browser', 'Build Query', 'Workbook', 'My Saved' (10 items), 'Documentation' (with a sub-menu 'Service Documentation'), 'Flash Alerts', and 'What is New in Data'. The main area is titled 'Build Query' and contains a search bar 'Dataset...' and a list of datasets with checkboxes, including 'Aggregated Capacity by...', 'Automotive Mobility', 'Banking', 'Construction - Canada', 'Canadian Economy', 'Chemical Capacity by...', 'Chemical Capacity by s...', 'Chemical Price & Econ...', and 'Chemical Supply & Der...'. A modal window titled 'About Data Browser' is open in the center, featuring three tabs: 'Information', 'Training Video' (which is selected and underlined), and 'Customer Care'. The 'Training Video' tab shows the IHS Markit logo and a video player with a progress bar at 00:04 / 04:50. A 'CLOSE' button is at the bottom right of the modal. In the top right corner of the main interface, there is a green box highlighting an information icon (a circle with an 'i') next to a document icon. Below this, it says 'Total Filters Selected 0'. At the bottom right of the main interface are 'RESET' and 'VIEW RESULTS' buttons.



# Geography

## Geography – Menu Page

In Connect, hover over the **Geography** menu to access individual geographies.



The screenshot shows the IHS Markit Connect website interface. The top navigation bar includes the 'Connect' logo, a search bar, and user information 'Prakash DThomas'. The main navigation menu has 'Economics' and 'Risk' tabs, with the 'Geography' menu item highlighted. A dropdown menu for 'Geography' is open, displaying a 'LAST VIEWED' section with a list of countries: Singapore, China (mainland), Nigeria, France, United States, India, and Egypt. Below this, a search bar for geographies is shown with 'Nigeria' entered and a dropdown list of suggestions. The main content area features a featured article titled 'Mexico Violent Crime Report: Tenth Edition' with a 'READ ARTICLE' button. The bottom section includes 'Latest Research' filters and 'Hot topics' with a grid of image thumbnails. The IHS Markit logo is visible in the bottom right corner.

The last viewed geographies are listed here.

Type the geographies' name in the search bar.

# Geography – Sovereign Risk Country/Territory Page

**Sovereign Risk:** Individual geography views on the **sovereign risk** prospects for the selected geography.

1. Daily data release **commentary** and **analysis** of sovereign risk-relevant developments.

2. Access the short & medium- term sovereign **risk rating statement** from the country/territory report.

4. The Risk Ratings table displays the **Sovereign Risk Scores**.

3. View **preformatted spreadsheet tables** containing latest forecasts.

Syrian Arab Republic

Enter Country

Automotive

Country Risk

Economics

Energy

Life Sciences

Overview

Sovereign risk

Banking risk

Political

Legal and tax

Terrorism and war

Strikes, protests and riots

Go to Sovereign Risk - Global

IHS Markit revises Syria's short-term and medium-term sovereign risk rating outlook to Stable

3 Aug 2017

Headline Analysis

1

IHS Markit revises Syria's short-term and medium-term sovereign risk rating outlook to Stable

03 Aug 2017

Consumer Markets, Economic...

Syria slashes official exchange rate, but large gap with black market rate persists

28 Aug 2013

Consumer Markets, Economic...

Syria clamps down on foreign currency transactions to slow pound's decline

06 Aug 2013

Consumer Markets, Economic...

Syria tightens up on imports to limit foreign-currency demand

19 Jun 2013

Consumer Markets, Economic...

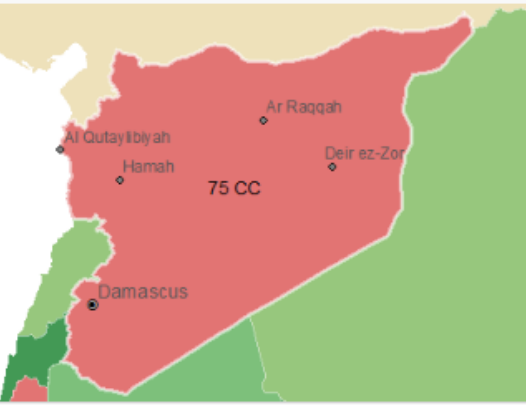
More Headline Analysis on Syrian Arab Republic

Sovereign Risk Map

Risk: Short Term Overall Rating

Local view

Region view



Short Term Risk Ratings

4

Short Term Overall Rating / 100

75

CC 75 ACTUAL DEFAULT

Financial Risk / 60

35

Non-Financial Risk / 40

40

More Risk Ratings

Medium Term Risk Ratings

85

Medium Term Overall Rating / 100

85

C 85 POOREST QUALITY

Soft Currency

Financial Risk / 50

45

Non-Financial Risk / 50

40

Consensus Rating

85

More Risk Ratings

COUNTRY REPORT: SOVEREIGN RISK

2

Short-term sovereign risk rating statement

Although Bashar al-Assad has virtually won the civil war, Syria's short-term sovereign rating is severely constrained by the sizeable amount of unresolved debt arrears, capital flight, the collapse of tourism and oil revenues, and punitive sanctions on the country. Due to years of conflict, Syria's economy is battered, and foreign-exchange earnings are expected to continue subdued as the country needs billions of dollars to restart the economy. Hence, Syria's ability to finance its imports is being strained with the country's foreign-exchange reserves reaching

Research and Data Center

3

External Debt Tables - Syria

7 Jun 2019

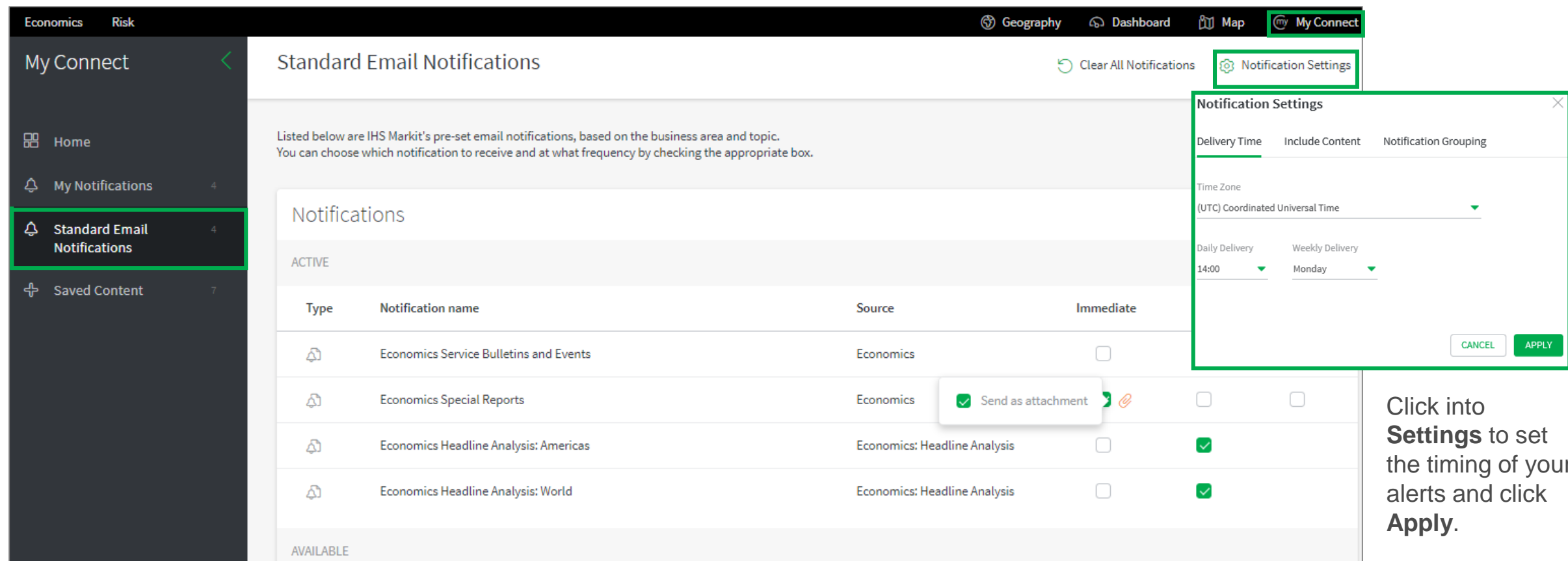


# My Connect

Email alert options, access to saved content and Report Builder

# My Connect – Email Notifications

Click on **My Connect** to manage **Email Notifications** by selecting/deselecting the check boxes in the **Immediate**, **Daily** or **Weekly** columns



The screenshot displays the IHS Markit My Connect interface. The left sidebar shows the 'My Connect' menu with 'Standard Email Notifications' highlighted. The main content area is titled 'Standard Email Notifications' and includes a 'Clear All Notifications' button and a 'Notification Settings' link. Below this, a table lists pre-set email notifications. The table has columns for 'Type', 'Notification name', 'Source', and 'Immediate'. The 'Immediate' column contains checkboxes for each notification. A tooltip 'Send as attachment' is visible over the 'Economics Special Reports' row. A 'Notification Settings' modal is open on the right, showing options for 'Delivery Time', 'Include Content', and 'Notification Grouping'. The modal includes a 'Time Zone' dropdown set to '(UTC) Coordinated Universal Time', 'Daily Delivery' set to '14:00', and 'Weekly Delivery' set to 'Monday'. 'CANCEL' and 'APPLY' buttons are at the bottom of the modal.

Type	Notification name	Source	Immediate
ACTIVE			
	Economics Service Bulletins and Events	Economics	<input type="checkbox"/>
	Economics Special Reports	Economics	<input checked="" type="checkbox"/> Send as attachment
	Economics Headline Analysis: Americas	Economics: Headline Analysis	<input checked="" type="checkbox"/>
	Economics Headline Analysis: World	Economics: Headline Analysis	<input checked="" type="checkbox"/>
AVAILABLE			

**Notification Settings**

Delivery Time   Include Content   Notification Grouping

Time Zone  
(UTC) Coordinated Universal Time

Daily Delivery: 14:00   Weekly Delivery: Monday



CANCEL   APPLY

Click into **Settings** to set the timing of your alerts and click **Apply**.

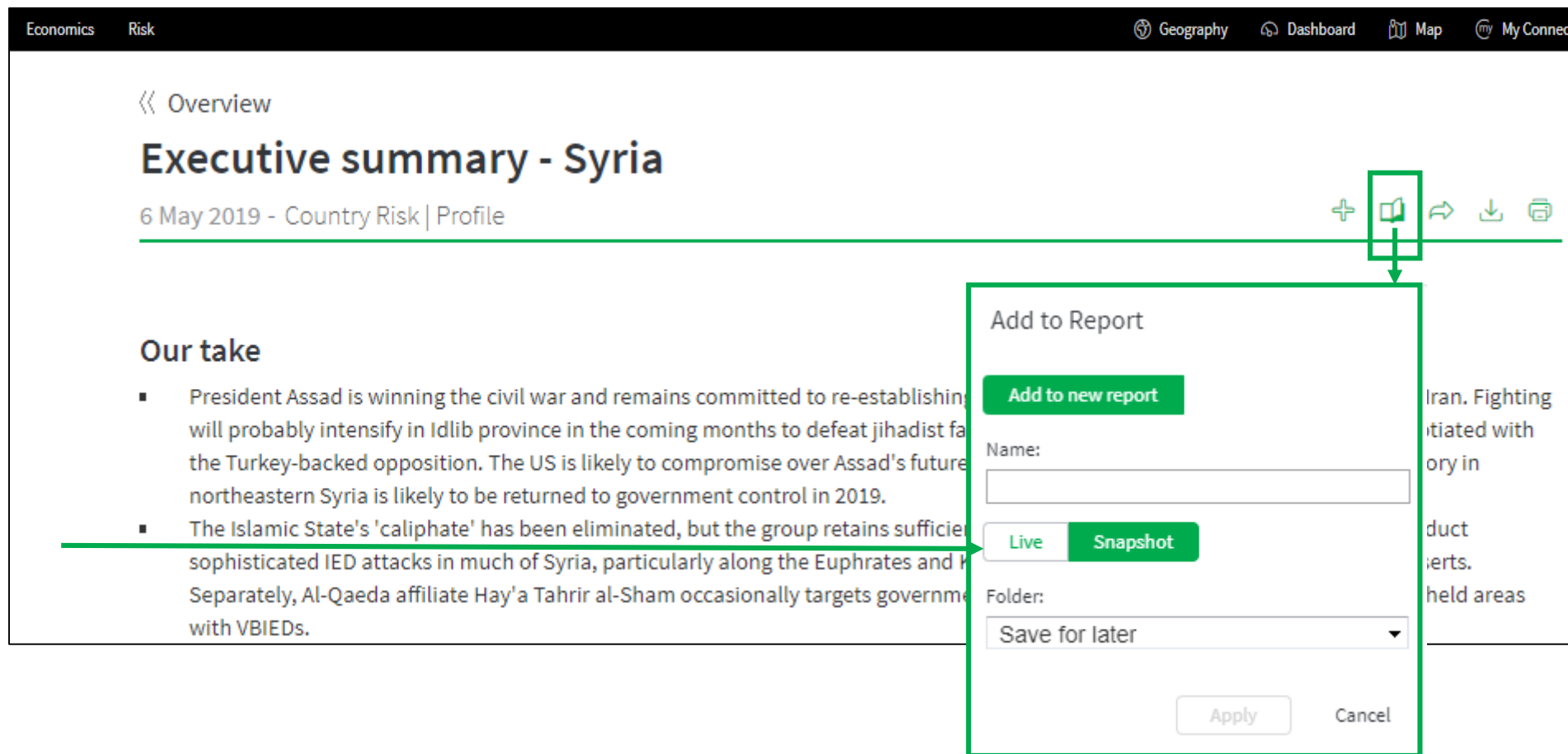


## My Connect – Saving Content



When navigating the platform, save content into **My Connect** to access it later or to build a report

Click on the  icon to save the content to My Connect. Alternatively, click on the **Add to Report** icon  to build your own report.

Set the content to **Live** to get the latest updates or to **Snapshot**.



The screenshot shows the IHS Markit platform interface. At the top, there's a navigation bar with 'Economics' and 'Risk' tabs. On the right, there are links for 'Geography', 'Dashboard', 'Map', and 'My Connect'. The main content area is titled 'Overview' and 'Executive summary - Syria', dated '6 May 2019 - Country Risk | Profile'. Below this, there's a section 'Our take' with two bullet points. A green box highlights the '+', 'Add to Report' (book icon), and 'Add to new report' buttons. A modal titled 'Add to Report' is open, showing options to 'Add to new report', 'Live', 'Snapshot', and a 'Folder' dropdown set to 'Save for later'. The modal also has 'Apply' and 'Cancel' buttons.

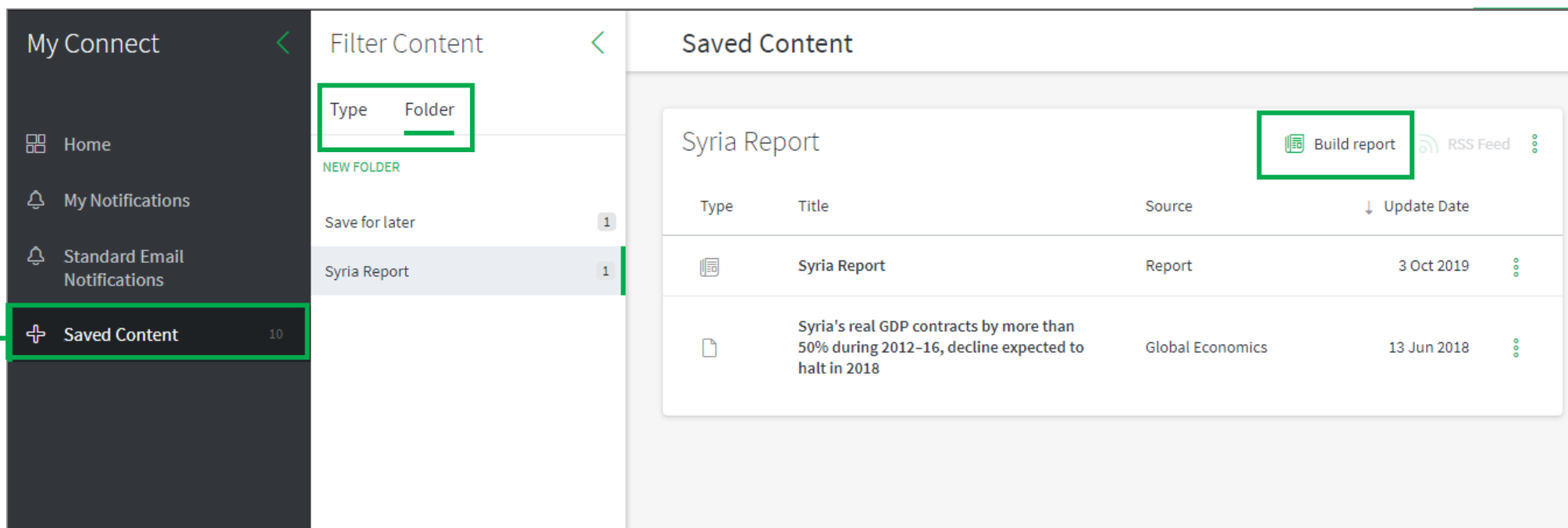
Click on the  icon to save the content to My Connect. Alternatively, click on the **Add to Report** icon  to build your own report.

Set the content to **Live** to get the latest updates or to **Snapshot**.



# My Connect - Report Builder

On **My Connect**, access your saved content under **Content by Folder** and select **Build Report**

Retrieve  
your saved  
**Content by**  
**Type or by**  
**Folder.**



The screenshot shows the 'My Connect' interface. On the left, the 'Saved Content' option is highlighted in the sidebar. In the 'Filter Content' section, the 'Type' and 'Folder' tabs are highlighted. The 'Saved Content' section displays a table with the following data:

Type	Title	Source	Update Date
	Syria Report	Report	3 Oct 2019
	Syria's real GDP contracts by more than 50% during 2012-16, decline expected to halt in 2018	Global Economics	13 Jun 2018

# My Connect - Report Builder

On **Report Builder**, edit the report content and Export it to **PDF**, **Word** or **Save**

Review the Title, add Subtitle and Introduction.

Use Ordered By to arrange saved content by Country, by Type, and in Custom to drag and drop articles to your preferred order. Add your own section.

<< My Connect

### Report Builder

Report Title: Syria Report

Subtitle:

Introduction:

CONTENT LIST

Ordered By: Country Type Custom Article content: Live Snapshot

Add your section

Forecast highlights: Economic - Syria  
Syria , Research

Data - Near-term outlook: Economic - Syria  
Syria , Research

Forecast assumptions : Economic - Syria  
Syria , Research





# Search and Custom Email Alerts

Search, Refine, Save your search criteria and enable Email Alerts

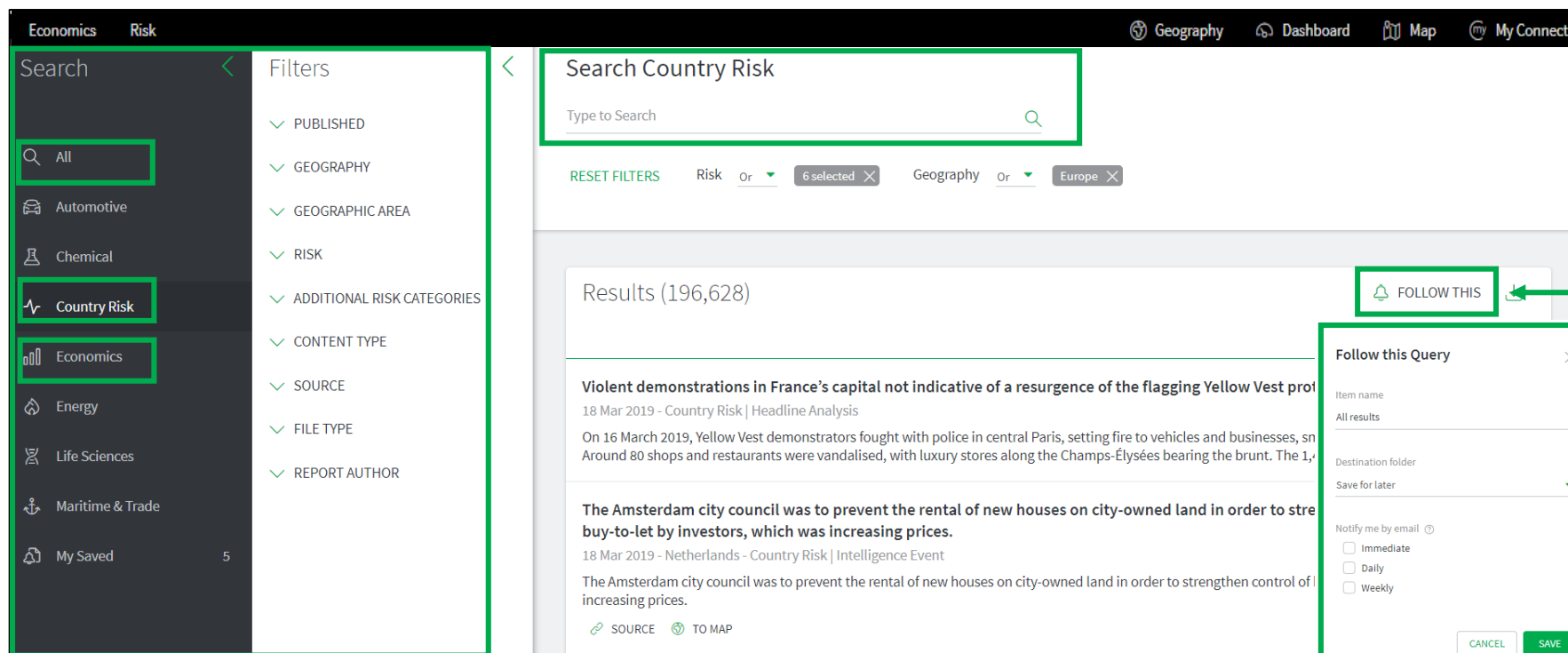
# Search and Custom Email Alerts

In the **Search Connect** box, click on the magnifying glass icon to access the Search page

Search Connect



Refine your Search by selecting one of the following options on the left side: All, Country Risk or Economics. Apply Filters, such as Geography, Risk and Content Type. You can also type in search terms to further refine your search.



The screenshot displays the IHS Markit Search interface. On the left, a sidebar contains navigation options: All, Automotive, Chemical, Country Risk (highlighted), Economics (highlighted), Energy, Life Sciences, Maritime & Trade, and My Saved. A Filters panel is also visible, listing categories like PUBLISHED, GEOGRAPHY, GEOGRAPHIC AREA, RISK, ADDITIONAL RISK CATEGORIES, CONTENT TYPE, SOURCE, FILE TYPE, and REPORT AUTHOR. The main content area is titled 'Search Country Risk' and shows a search bar with 'Type to Search'. Below the search bar, there are filters for 'Risk' (6 selected) and 'Geography' (Europe). The results section shows 'Results (196,628)' and lists two articles: 'Violent demonstrations in France's capital not indicative of a resurgence of the flagging Yellow Vest protest' and 'The Amsterdam city council was to prevent the rental of new houses on city-owned land in order to strengthen control of the buy-to-let by investors, which was increasing prices.' A 'FOLLOW THIS' button is highlighted in the top right corner of the results section.

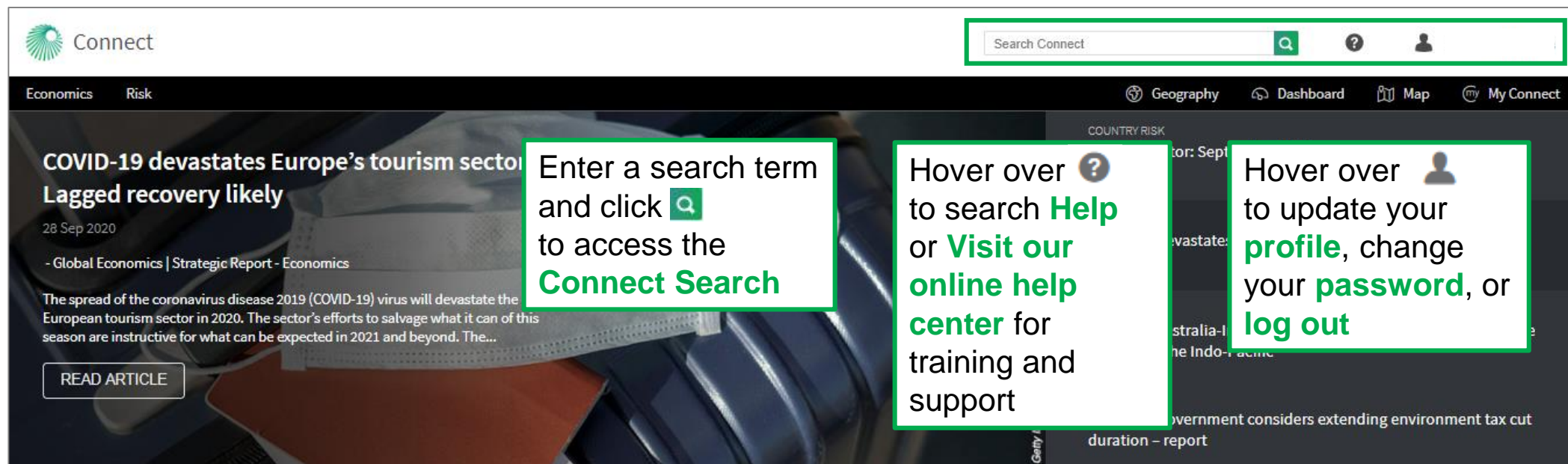
Click on **Follow This**, name your alert and choose/create a folder from the Folder menu. Select **Immediate**, **Daily** or **Weekly** from the **Notify me by email** options and click **Apply** to enable the email alert.



# User Options

## User Options

Access Search, Help, and your User Profile at the top of the page



The screenshot shows the top navigation bar of the IHS Markit Connect website. The navigation bar includes the IHS Markit logo, a search bar, a help icon, and a user profile icon. Below the navigation bar, there are links for Economics, Risk, Geography, Dashboard, Map, and My Connect. The main content area features a large article titled "COVID-19 devastates Europe's tourism sector" with a subheading "Lagged recovery likely".

Annotations on the screenshot highlight the following user options:

- Search:** Enter a search term and click the search icon (magnifying glass) to access the **Connect Search**.
- Help:** Hover over the help icon (question mark) to search **Help** or **Visit our online help center** for training and support.
- User Profile:** Hover over the user profile icon (person) to update your **profile**, change your **password**, or **log out**.

# Contact Us

## Contact Us

To schedule a complimentary Connect training, email us on [IHSConnectTraining@ihsmarkit.com](mailto:IHSConnectTraining@ihsmarkit.com).

**Americas**

+1 800 447-2273

**Europe, Middle East and Africa**

+44 1344 328 300

**Asia Pacific**

+604 291 3600

**Japan**

+81 3 6262 1887

**Email**

[Customercare@ihsmarkit.com](mailto:Customercare@ihsmarkit.com)

## Mobile App

Access IHS Markit Connect anywhere, anytime for the information, insight and analytics necessary to make critical decisions. Download the free Connect [iPad](#) and [Smartphone](#) apps to your mobile device.

