

Global Trade Atlas (GTA) Vietnam Trade Profile



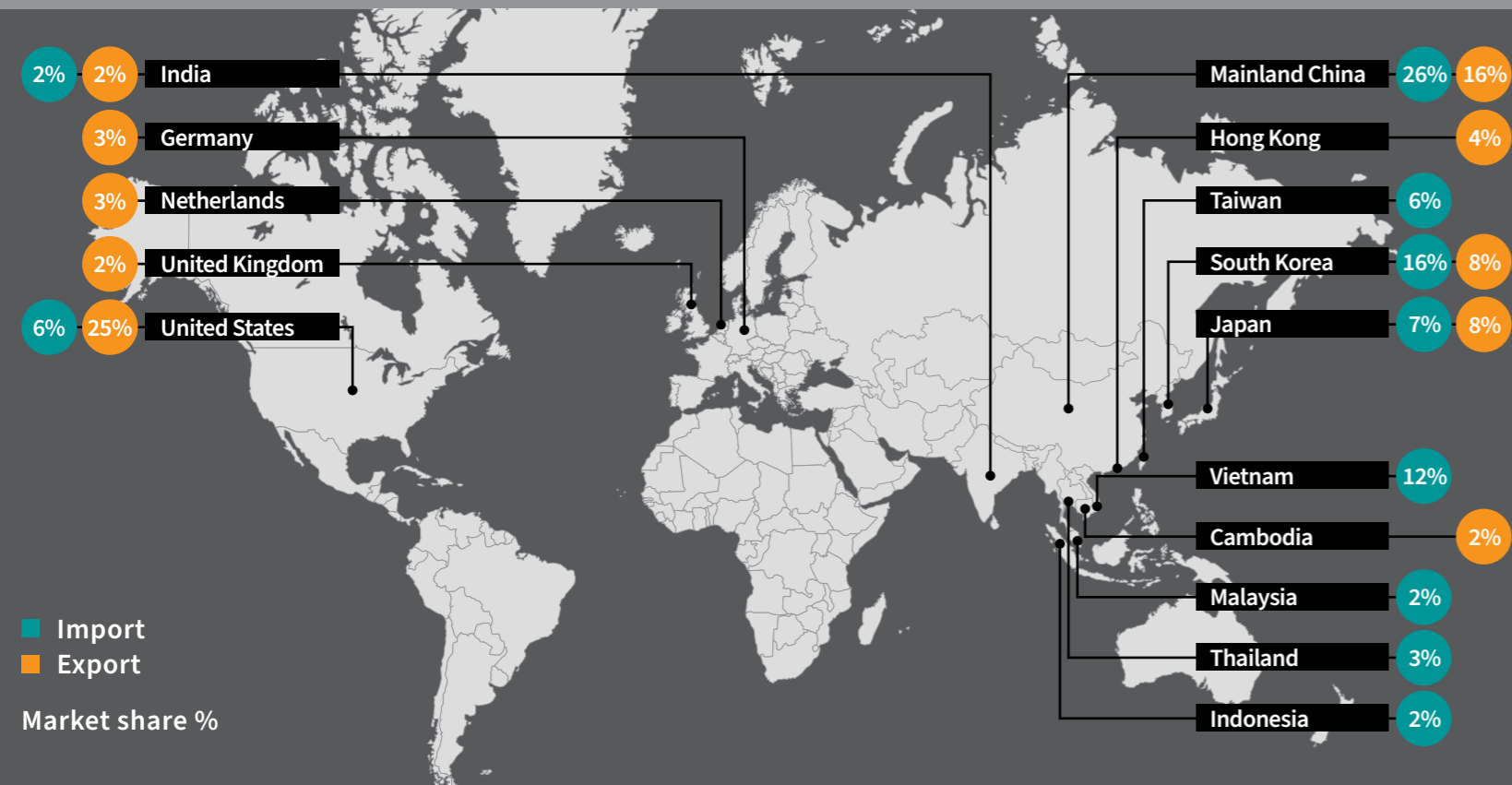
Vietnam is one of the most open economies to international trade within Asia. The main trading partners are the U.S., Japan, Mainland China, South Korea and Singapore, with its core providers residing within Asia. The Vietnamese economic model remains heavily dependent on exports, especially to the United States and Europe.

Due to this high dependency of trade, there are opportunities to be seized by exploring its international trade, and identifying developing key commodity markets.

With comprehensive data available from January 2019, this enables you to look at pre-covid conditions prior to lockdown impacting international trade.


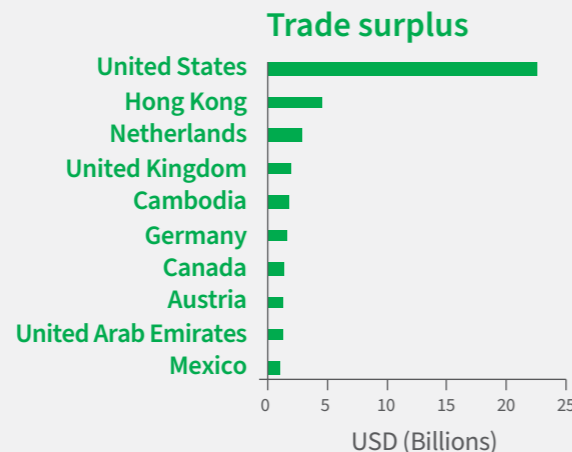
Source: IHS Markit Global Trade Atlas Vietnam data, report for the period Jan-Jun 2020

Vietnam's Top Trading Partners - Imports and Exports




Trade balance

In the first half of 2020, Vietnam recorded a high trade surplus with the US, Hong Kong, Netherlands, UK, and with high deficits with Mainland China, South Korea, Taiwan, Thailand with some notable re-imports from Vietnam too.



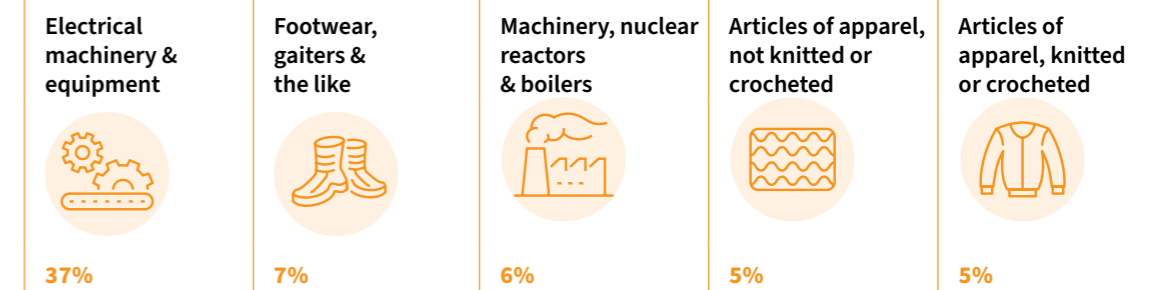
Top Vietnam Import Key commodities Vietnam Imports



Import Statistics from Top 5 Countries/Territories

1	Mainland China	28%	Mainland China	37%	Mainland China	22%	Kuwait	25%	Mainland China	33%
2	South Korea	24%	South Korea	14%	Vietnam	18%	South Korea	12%	Japan	19%
3	Vietnam	16%	Japan	13%	South Korea	17%	Australia	11%	South Korea	12%
4	Taiwan	7%	Vietnam	8%	Japan	9%	Malaysia	8%	India	8%
5	Japan	7%	Thailand	7%	Taiwan	7%	Singapore	7%	Taiwan	8%

Top Vietnam Export Key commodities Vietnam Exports



Export Statistics to Top 5 Countries/Territories

1	United States	22%	United States	35%	United States	29%	United States	47%	United States	55%
2	Mainland China	20%	Mainland China	12%	South Korea	9%	Japan	14%	Japan	12%
3	South Korea	9%	Japan	6%	Mainland China	8%	South Korea	11%	South Korea	8%
4	Hong Kong	5%	Belgium	6%	Japan	7%	Germany	3%	Mainland China	4%
5	Japan	5%	Germany	5%	Netherlands	6%	Mainland China	3%	Canada	3%

To find out more visit [ihsmarkit/GTA](https://ihsmarkit.com/GTA)

Copyright © 2020 IHS Markit. All Rights Reserved

@IHS4Maritime

404357456-0920-GC