



Country Risk Analyst

Connect™ User Guide

Table of Contents

☐ [Connect Login Instructions](#)

☐ [Economics](#)

- [Global Economics - Global Coverage](#)
- [Data Browser](#)

☐ [Risk](#)

- [Country Risk Global](#)
- [Sovereign Risk Global](#)

☐ [Geography](#)

☐ [My Connect](#)

- [Email Notifications](#)
- [Saving Content](#)
- [Report Builder](#)

☐ [Search and Custom Email Alerts](#)

☐ [User Options](#)

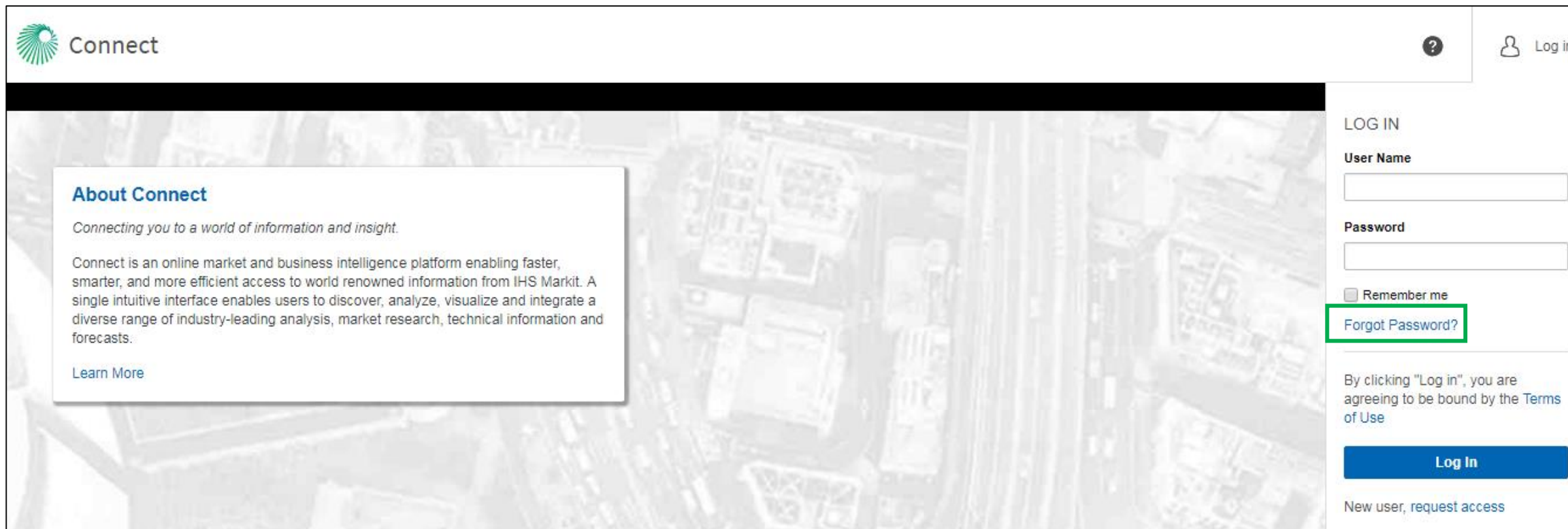
☐ [Contact Us](#)

Connect Login Instructions

Connect Login Instructions

Go to connect.ihsmarkit.com and log in with your Username and Password

Click on 'Forgot Password?' to reset your password



The screenshot shows the IHS Markit Connect login interface. On the left, there is a 'Connect' logo and a navigation menu with a question mark icon and a 'Log in' button. The main content area features an 'About Connect' section with a description of the platform and a 'Learn More' link. On the right, the 'LOG IN' section contains input fields for 'User Name' and 'Password', a 'Remember me' checkbox, and a 'Forgot Password?' link highlighted with a green box. Below the login fields, there is a disclaimer about the terms of use and a 'Log In' button. At the bottom right, there is a link for 'New user, request access'.

Connect

?

Log in

LOG IN

User Name

Password

☐ Remember me

[Forgot Password?](#)

By clicking "Log in", you are agreeing to be bound by the [Terms of Use](#)

Log In

[New user, request access](#)

About Connect

Connecting you to a world of information and insight.

Connect is an online market and business intelligence platform enabling faster, smarter, and more efficient access to world renowned information from IHS Markit. A single intuitive interface enables users to discover, analyze, visualize and integrate a diverse range of industry-leading analysis, market research, technical information and forecasts.

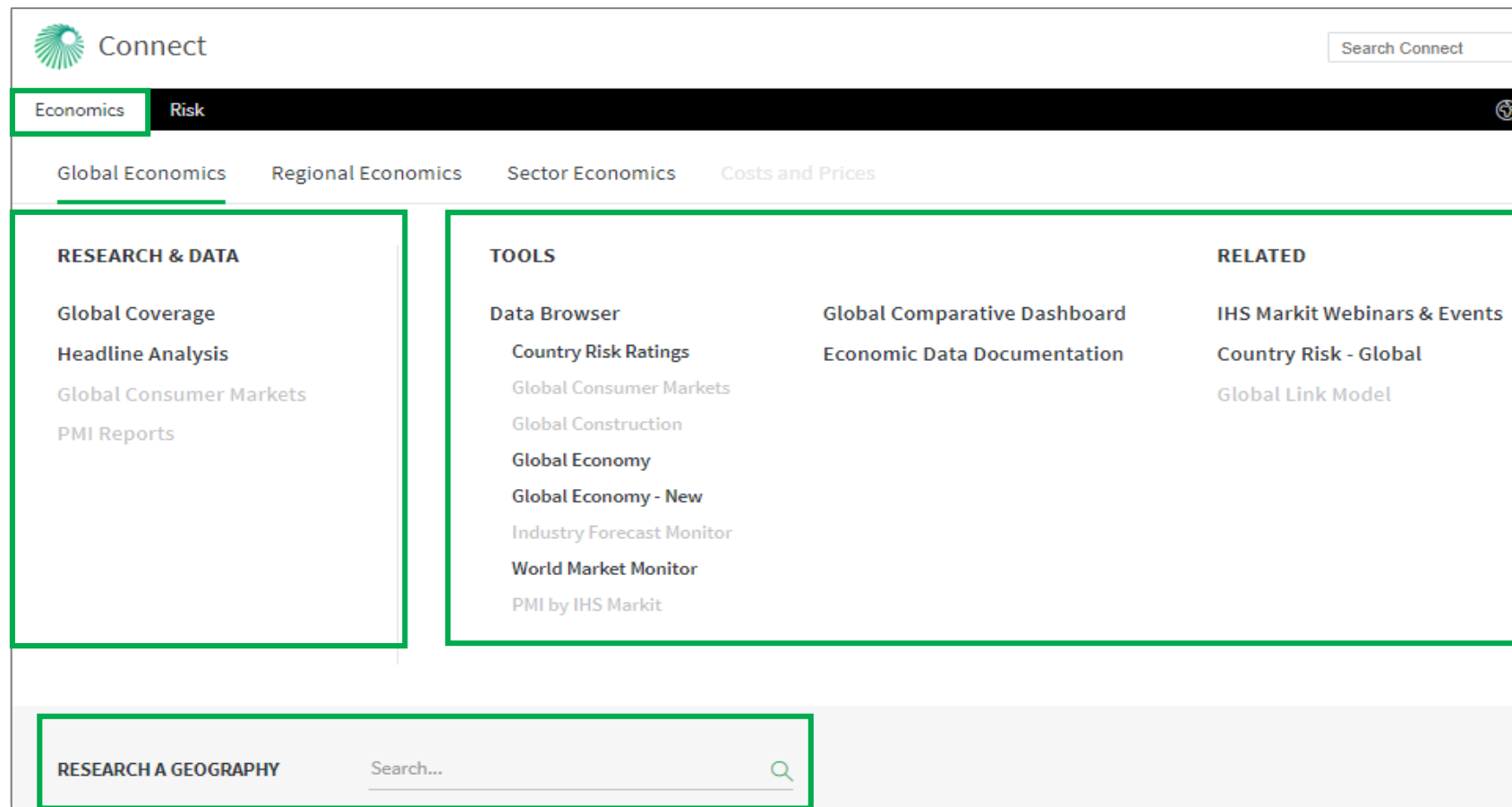
[Learn More](#)



Economics Menu

ECONOMICS – Menu Page

In Connect, hover over **Economics** in the black menu bar > **Global Economics** to browse Economics research and data



Connect

Search Connect

Economics Risk

Global Economics Regional Economics Sector Economics Costs and Prices

RESEARCH & DATA

- Global Coverage
- Headline Analysis
- Global Consumer Markets
- PMI Reports

TOOLS

- Data Browser
- Country Risk Ratings
- Global Consumer Markets
- Global Construction
- Global Economy
- Global Economy - New
- Industry Forecast Monitor
- World Market Monitor
- PMI by IHS Markit

RELATED

- IHS Markit Webinars & Events
- Country Risk - Global
- Global Link Model

RESEARCH A GEOGRAPHY Search...

Quick access to relevant **Data Tools, Related Resources** and **Events**.

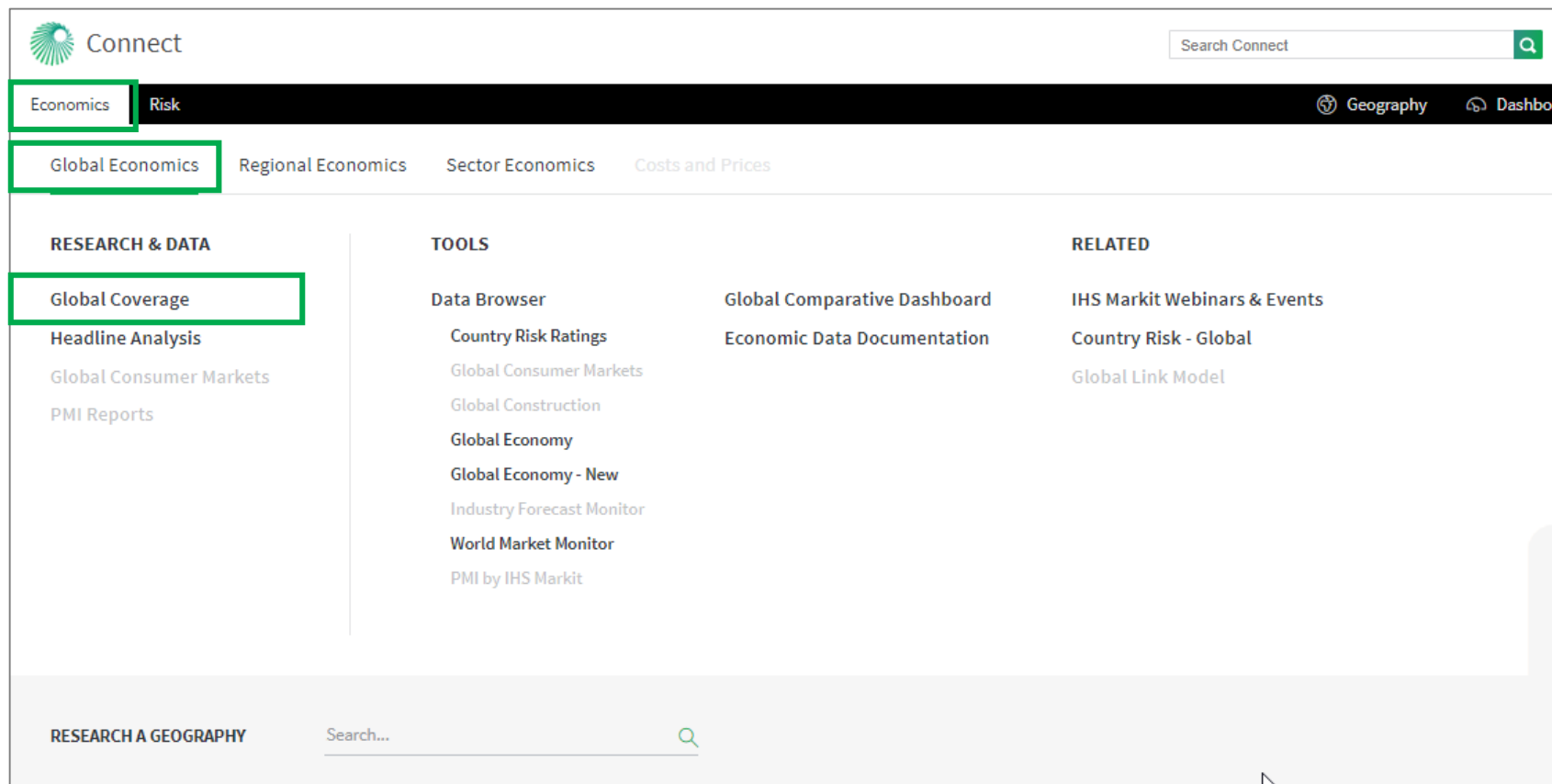
Direct access to a **Country/Territory** page.



Global Coverage

ECONOMICS – Global Coverage | Menu Page

In Connect, hover over the **Economics** menu > **Global Economics** and click on **Global Coverage** under Research & Data.

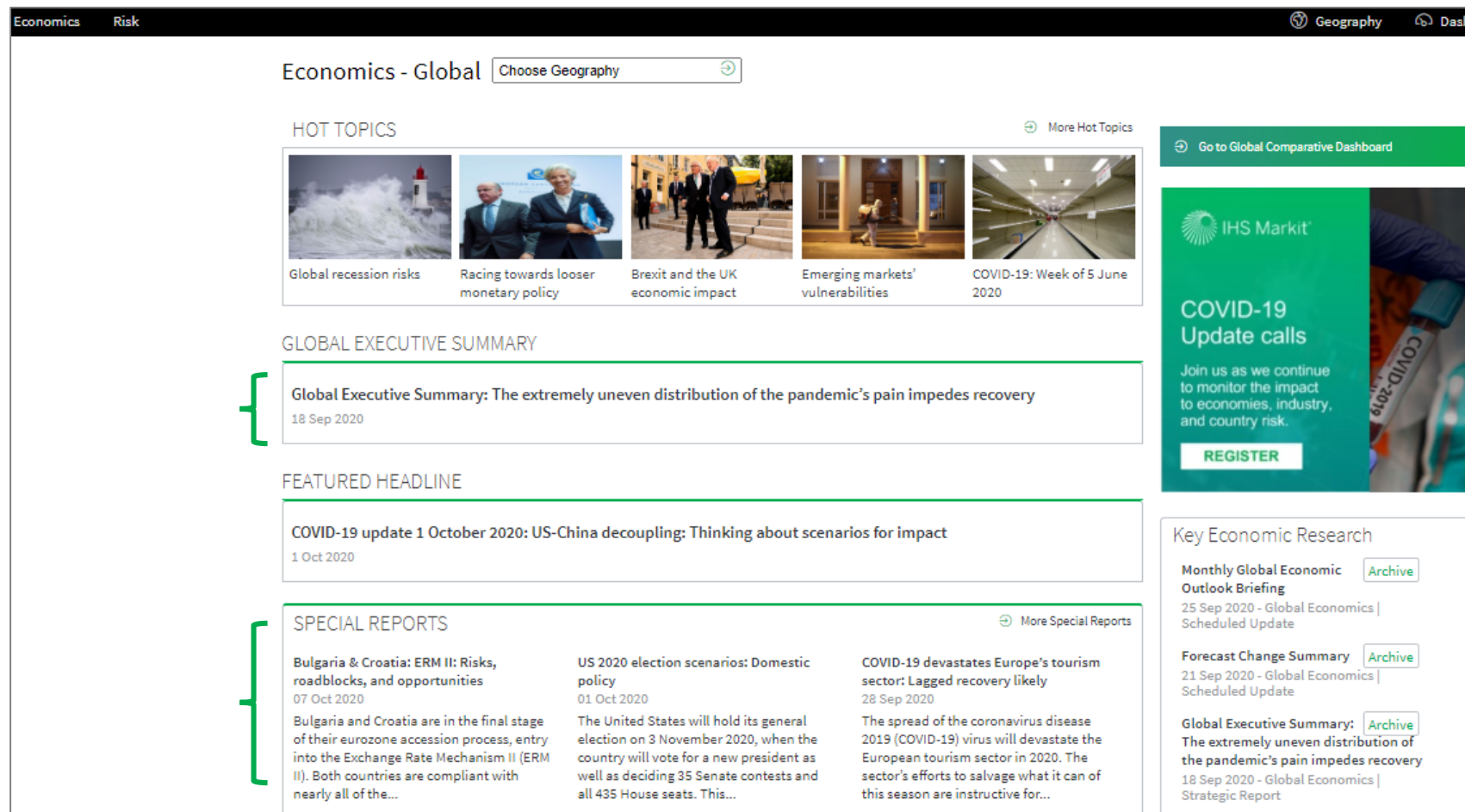


The screenshot displays the IHS Markit Connect website interface. At the top, the 'Connect' logo is on the left, and a search bar labeled 'Search Connect' is on the right. Below the logo, there are two tabs: 'Economics' (highlighted with a green box) and 'Risk'. To the right of these tabs are links for 'Geography' and 'Dashboards'. Under the 'Economics' tab, there are four sub-menu items: 'Global Economics' (highlighted with a green box), 'Regional Economics', 'Sector Economics', and 'Costs and Prices'. Below the sub-menu, the page is divided into three columns: 'RESEARCH & DATA', 'TOOLS', and 'RELATED'. In the 'RESEARCH & DATA' column, 'Global Coverage' is highlighted with a green box. Other items in this column include 'Headline Analysis', 'Global Consumer Markets', and 'PMI Reports'. The 'TOOLS' column lists 'Data Browser', 'Country Risk Ratings', 'Global Consumer Markets', 'Global Construction', 'Global Economy', 'Global Economy - New', 'Industry Forecast Monitor', 'World Market Monitor', and 'PMI by IHS Markit'. The 'RELATED' column lists 'IHS Markit Webinars & Events', 'Country Risk - Global', and 'Global Link Model'. At the bottom of the page, there is a section labeled 'RESEARCH A GEOGRAPHY' with a search bar.



Global Coverage

An overview of the Global Economy: answer questions related to the global economic health and policy direction



The screenshot shows the IHS Markit Global Coverage dashboard. At the top, there are tabs for 'Economics' and 'Risk'. Below this, the main heading is 'Economics - Global' with a 'Choose Geography' dropdown menu. The dashboard is divided into several sections:

- HOT TOPICS:** A row of five featured articles with images: 'Global recession risks', 'Racing towards looser monetary policy', 'Brexit and the UK economic impact', 'Emerging markets' vulnerabilities', and 'COVID-19: Week of 5 June 2020'.
- GLOBAL EXECUTIVE SUMMARY:** A section titled 'Global Executive Summary: The extremely uneven distribution of the pandemic's pain impedes recovery' dated 18 Sep 2020.
- FEATURED HEADLINE:** A section titled 'COVID-19 update 1 October 2020: US-China decoupling: Thinking about scenarios for impact' dated 1 Oct 2020.
- SPECIAL REPORTS:** A section with three reports: 'Bulgaria & Croatia: ERM II: Risks, roadblocks, and opportunities' (07 Oct 2020), 'US 2020 election scenarios: Domestic policy' (01 Oct 2020), and 'COVID-19 devastates Europe's tourism sector: Lagged recovery likely' (28 Sep 2020).
- COVID-19 Update calls:** A green banner with the IHS Markit logo, text 'COVID-19 Update calls', and a 'REGISTER' button.
- Key Economic Research:** A section with three items: 'Monthly Global Economic Outlook Briefing' (25 Sep 2020 - Global Economics | Scheduled Update), 'Forecast Change Summary' (21 Sep 2020 - Global Economics | Scheduled Update), and 'Global Executive Summary: The extremely uneven distribution of the pandemic's pain impedes recovery' (18 Sep 2020 - Global Economics | Strategic Report).

Green brackets on the right side of the dashboard highlight the 'COVID-19 Update calls' and 'Key Economic Research' sections.

Featured article summarizes IHSM global view (produced by our Chief Economist).

Read **Strategic Reports** written by our economists.

Watch videos on **Expert Analysis** presenting a global outlook overview from our key Economists.

View **preformatted spreadsheets** containing our forecasts and latest global publications.

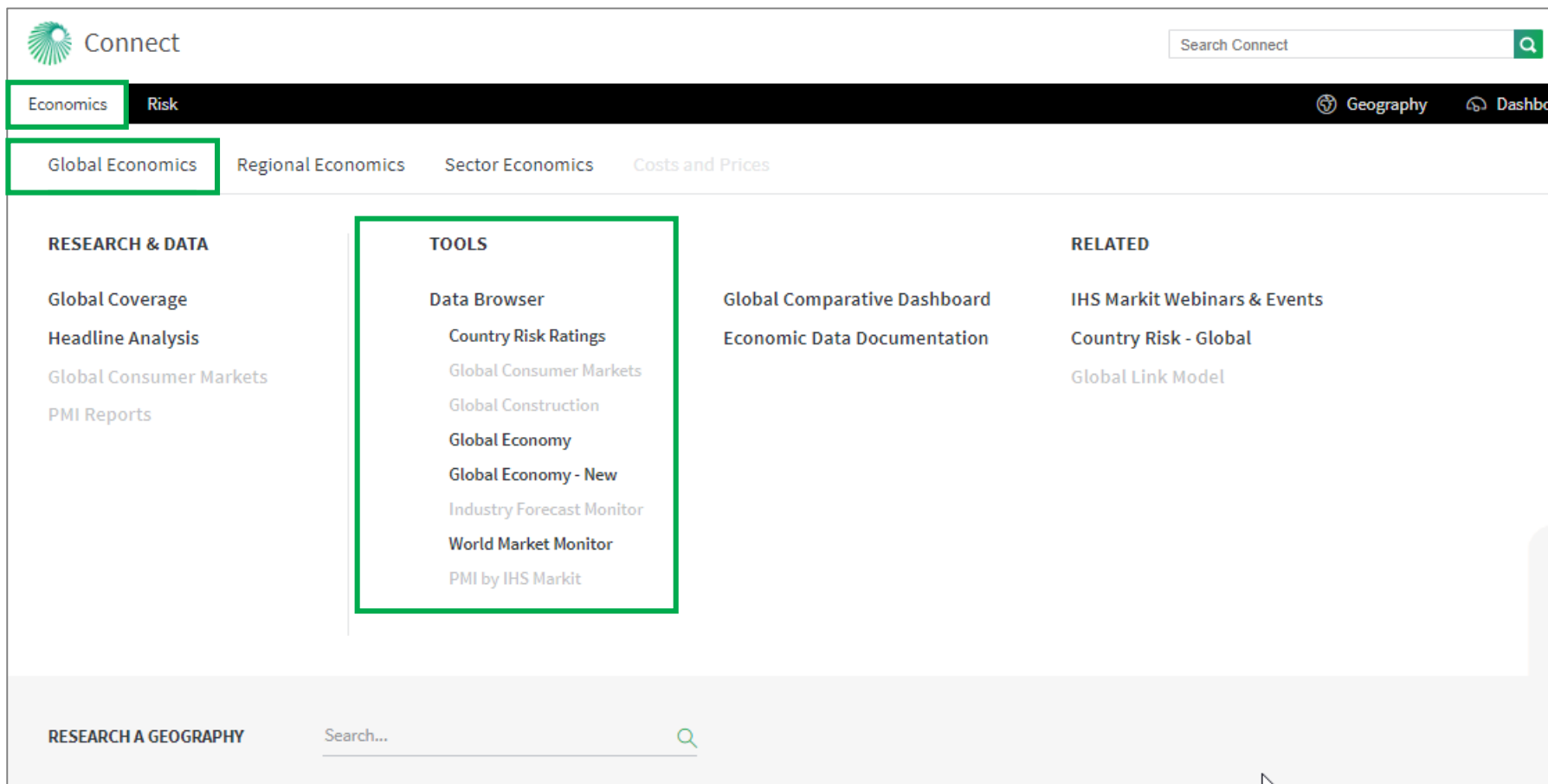


Data Browser

Allows you to customize, save and export data

Data Browser – Menu Page

On the **Economics> Global Economics** menu, access all available databases on the right side under **Tools > Data Browser**




The screenshot displays the IHS Markit Connect website interface. At the top, the 'Connect' logo is on the left, and a search bar labeled 'Search Connect' is on the right. Below the logo, there are two main navigation tabs: 'Economics' (highlighted with a green box) and 'Risk'. Under the 'Economics' tab, there are four sub-tabs: 'Global Economics' (highlighted with a green box), 'Regional Economics', 'Sector Economics', and 'Costs and Prices'. The main content area is divided into three columns: 'RESEARCH & DATA', 'TOOLS', and 'RELATED'. The 'TOOLS' column is highlighted with a green box and contains a list of links: 'Data Browser', 'Country Risk Ratings', 'Global Consumer Markets', 'Global Construction', 'Global Economy', 'Global Economy - New', 'Industry Forecast Monitor', 'World Market Monitor', and 'PMI by IHS Markit'. The 'RELATED' column contains links to 'IHS Markit Webinars & Events', 'Country Risk - Global', and 'Global Link Model'. At the bottom, there is a footer section with the text 'RESEARCH A GEOGRAPHY' and a search bar labeled 'Search...'. A green home icon is located in the bottom right corner of the slide.



Data Browser - Build Query from a single dataset

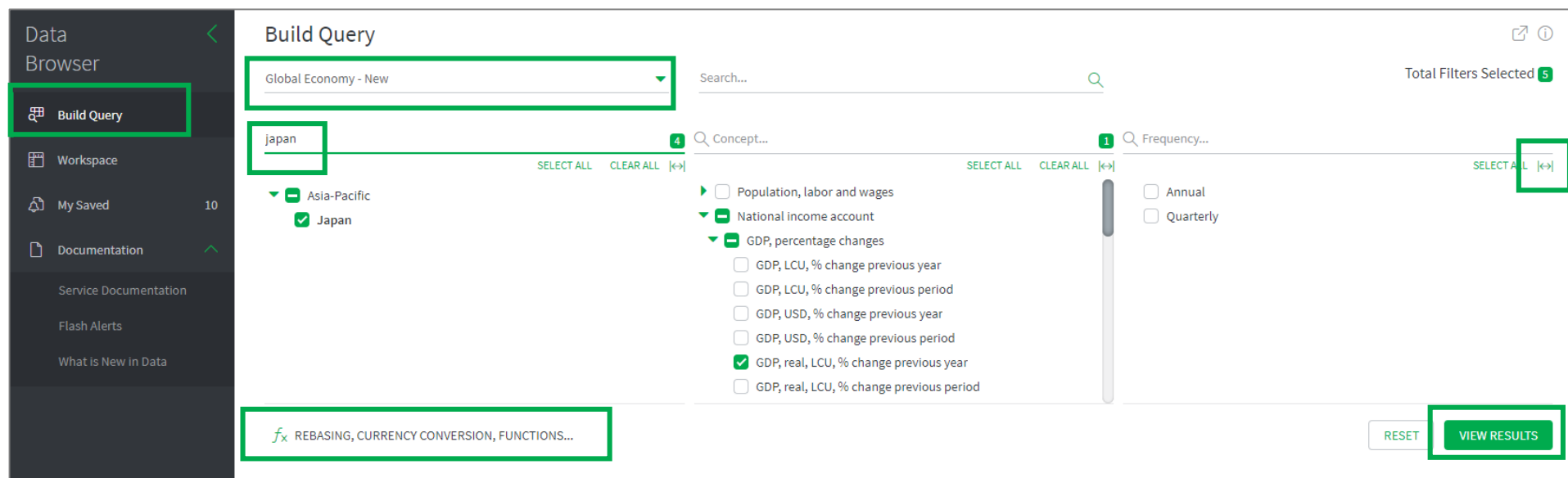
You can search data by geography, concept and/or frequency

You can apply a keyword search for geography, concept and frequency.

 allows you to expand the filter pane.

Selecting a dataset in **Build Query** allows you to see detailed filtering options e.g. Global Economy New.

After making selections, click on **VIEW RESULTS**.



You can apply function(s) to the entire search results.

Data Browser - Search Results

Search results are shown below the filtering options. Ticking a box and clicking on **Show Preview** allow you to see a quick preview of the selected series (one series at a time). Scroll to the right to see all time series data.

There are multiple tabs if you select multiple frequencies.

Search results (4)

ADD TO WORKSPACE: 0

SAVE AS...

EXPORT...

Switch to Overview

Show Preview

Manage Table...

Jan 2014 - Jan 2024

Annual

Quarterly

To optimize your performance, some results are not displayed. Please export the table to view complete results.

| Geography | Concept | Unit | 2014 | 2015 |
|---|--|-------------------------|------|------|
| <input type="checkbox"/> South Korea | GDP, real, LCU, % change previous year | Percent change year ago | 3.34 | 2.79 |
| <input type="checkbox"/> China (Mainland) | GDP, real, LCU, % change previous year | Percent change year ago | 7.29 | 6.92 |
| <input type="checkbox"/> Japan | GDP, real, LCU, % change previous year | Percent change year ago | 0.29 | 1.26 |
| <input type="checkbox"/> India | GDP, real, LCU, % change previous year | Percent change year ago | 7.34 | 7.91 |

Frequency: Annual

Concept: GDP, real, LCU, % change previous year

Mnemonic: GDPR%@CHN.A.FCST

Series Type: Global - Detailed Macroeconomic Forecast

Unit: Percent change year ago

Geography: China (Mainland)

Start Date: 1971

End Date: 2025

Last Update: 04/16/2019 07:15:52

| Jan 1, 2014 | Jan 1, 2015 | Jan 1, 2016 | Jan 1, 2017 | Jan 1, 2018 | Jan 1, 2019 | Jan 1, 2020 | Jan 1, 2021 | Jan 1, 2022 | Jan 1, 2023 |
|-------------|-------------|-------------|-------------|-------------|-------------|-------------|-------------|-------------|-------------|
| 7.29 | 6.92 | 6.73 | 6.75 | 6.59 | 6.32 | 5.99 | 5.93 | 5.79 | 5.69 |

7.5

7

Annual

To optimize your performance, some results are not displayed. Please export the table to view complete results.

| Geography | Concept | Unit | 2014 | 2015 |
|--|--|-------------------------|------|------|
| <input type="checkbox"/> South Korea | GDP, real, LCU, % change previous year | Percent change year ago | 3.34 | 2.79 |
| <input checked="" type="checkbox"/> China (Mainland) | GDP, real, LCU, % change previous year | Percent change year ago | 7.29 | 6.92 |
| <input type="checkbox"/> Japan | GDP, real, LCU, % change previous year | Percent change year ago | 0.29 | 1.26 |
| <input type="checkbox"/> India | GDP, real, LCU, % change previous year | Percent change year ago | 7.34 | 7.91 |

Scroll to the right to see all time series data.

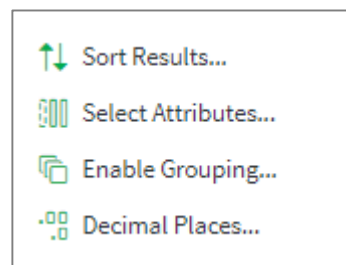


Data Browser - Table Settings

Manage Tables allows you to change table settings.

Clicking the date range allows you to revise the data period.

Save As allows you to save the criteria for later use. You can access your saved item through **My Saved** ([Slide 23](#)).



Date Range

DEFAULT
CUSTOM

Start Date:

☐ First available value

☒ 5 observation before today

☐ 1 Jan 2014

End Date:

☐ Last available value

☒ 5 observation after today

☐ 1 Jan 2024

☒ Rolling period

CANCEL
APPLY

Search results (8)

ADD TO WORKSPACE: 0

SAVE AS...
EXPORT...

Switch to Overview
Show Preview
Manage Table...
Jan 2014 - Jan 2024

Annual
Quarterly

To optimize your performance, some results are not displayed. Please export the table to view complete results.

| <input type="checkbox"/> Geography | <input type="checkbox"/> Concept | <input type="checkbox"/> Unit | <input type="checkbox"/> Start Date |
|---|--|-------------------------------|-------------------------------------|
| <input type="checkbox"/> South Korea | GDP, real, LCU, % change previous year | Percent change year ago | 1971 |
| <input type="checkbox"/> China (Mainland) | GDP, real, LCU, % change previous year | Percent change year ago | 1971 |
| <input type="checkbox"/> Japan | GDP, real, LCU, % change previous year | Percent change year ago | 1971 |
| <input type="checkbox"/> India | GDP, real, LCU, % change previous year | Percent change year ago | 1971 |



Data Browser - Switching views

Switch to Overview

allows you to see a list of series regardless frequencies. This is useful to see the entire list of available series for your criteria.

Switch to Overview

only appears when you have multiple frequencies in the results.

Search results (8)

ADD TO WORKSPACE: 0 SAVE AS... EXPORT...

Switch to Overview Show Preview Manage Table... Jan 2014 - Jan 2024

Annual Quarterly

To optimize your performance, some results are not displayed. Please export the table to view complete results.

| <input type="checkbox"/> Geography | <input type="checkbox"/> Concept | <input type="checkbox"/> Unit | <input type="checkbox"/> Start Date |
|---|--|-------------------------------|-------------------------------------|
| <input type="checkbox"/> South Korea | GDP, real, LCU, % change previous year | Percent change year ago | 1971 |
| <input type="checkbox"/> China (Mainland) | GDP, real, LCU, % change previous year | Percent change year ago | 1971 |
| <input type="checkbox"/> Japan | GDP, real, LCU, % change previous year | Percent change year ago | 1971 |
| <input type="checkbox"/> India | GDP, real, LCU, % change previous year | Percent change year ago | 1971 |

| <input type="checkbox"/> Geography | <input type="checkbox"/> Concept | <input type="checkbox"/> Unit | <input type="checkbox"/> End Date |
|---|----------------------------------|-------------------------------|-----------------------------------|
| <input type="checkbox"/> China (Mainland) | GDP, LCU, % change previous year | Percent change year ago | 2025 |
| <input type="checkbox"/> India | GDP, LCU, % change previous year | Percent change year ago | 2022-Q1 |
| <input type="checkbox"/> South Korea | GDP, LCU, % change previous year | Percent change year ago | 2025 |
| <input type="checkbox"/> China (Mainland) | GDP, LCU, % change previous year | Percent change year ago | 2022-Q1 |
| <input type="checkbox"/> South Korea | GDP, LCU, % change previous year | Percent change year ago | 2022-Q1 |
| <input type="checkbox"/> India | GDP, LCU, % change previous year | Percent change year ago | 2025 |
| <input type="checkbox"/> Japan | GDP, LCU, % change previous year | Percent change year ago | 2022-Q1 |
| <input type="checkbox"/> Japan | GDP, LCU, % change previous year | Percent change year ago | 2025 |



Data Browser - Move series to Workspace

In the search result of **Build Query**, select the series you want to move to **Workspace**.

Click on **ADD TO WORKSPACE**.

Data
Browser

Build Query
Workspace 4
My Saved 9
Documentation

Search results (4)

ADD TO WORKSPACE: 4
SAVE AS...
EXPORT...

Switch to Overview
Show Preview
Manage Table...
Jan 2014 - Jan 2024

Annual

To optimize your performance, some results are not displayed. Please export the table to view complete results.

| Geography | Concept | Unit | End Date |
|------------------|----------|------------------|----------|
| Japan | GDP, LCU | Japanese Yen | 2025 |
| India | GDP, LCU | Indian Rupee | 2025 |
| China (Mainland) | GDP, LCU | Chinese Renminbi | 2025 |
| South Korea | GDP, LCU | Korean Won | 2025 |



Data Browser - Apply calculations

You can apply calculations only to the series you desire

Select series, click on **Calculations** and select your option(s).

Workspace Calculations

☒ Original values
 ☒ Percentage Change
 ☐ Percentage Change Year Ago
 ☐ Difference
 ☐ Difference Year Ago
 ☐ Compound Annual Growth Rate
 ☐ Moving Average
 ☐ Natural Log

☐ Frequency Conversion
 ☐ Indexing

RESET ALL

CANCEL

APPLY

Dataserries:

+

 ADD TO ... 2

🗑

 REMOVE: 2

+

 SAVE AS..

↓

 EXPORT...

📈

 Show Chart

f_x Calculations...

⚙

 Manage Table...

📅

 Jan 2014 - Jan 2024

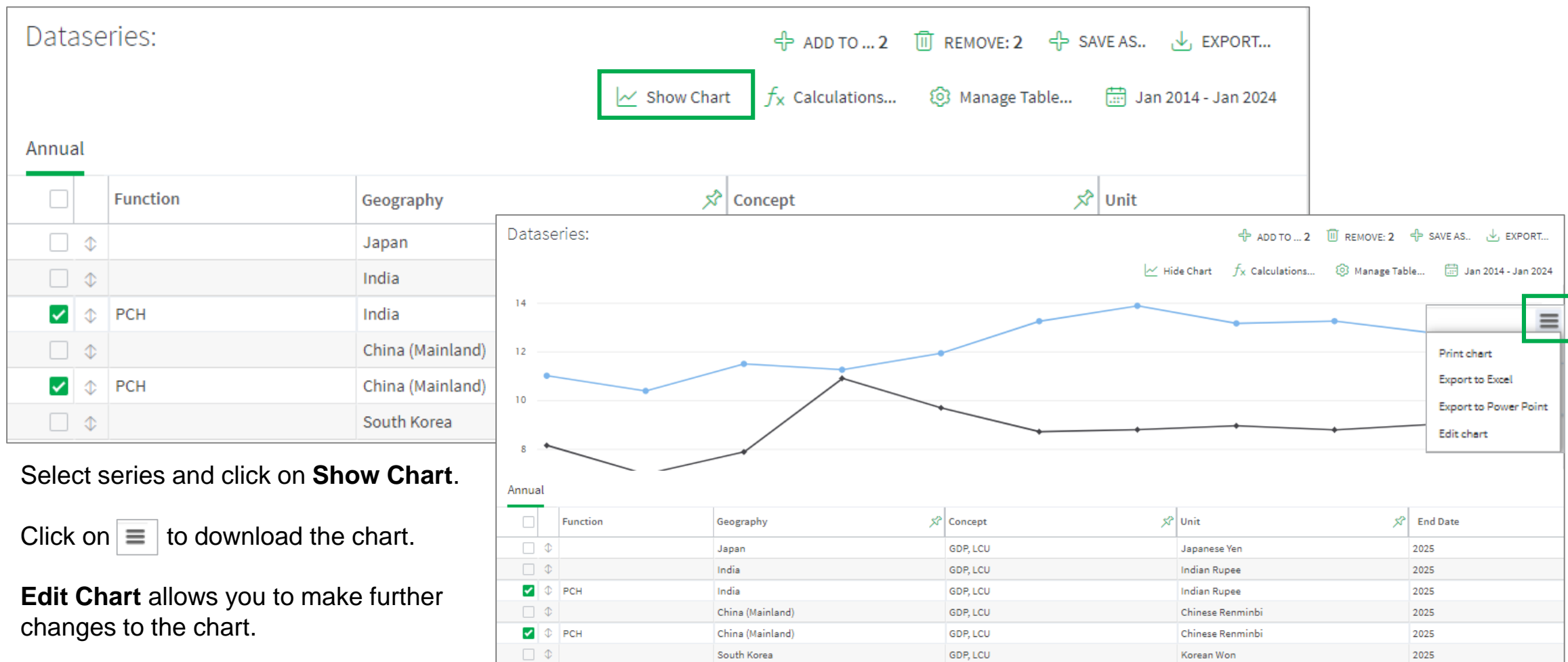
Annual

| <input type="checkbox"/> | Geography | Concept | Unit | End Date |
|-------------------------------------|------------------|----------|------------------|----------|
| <input type="checkbox"/> | Japan | GDP, LCU | Japanese Yen | 2025 |
| <input checked="" type="checkbox"/> | India | GDP, LCU | Indian Rupee | 2025 |
| <input checked="" type="checkbox"/> | China (Mainland) | GDP, LCU | Chinese Renminbi | 2025 |
| <input type="checkbox"/> | South Korea | GDP, LCU | Korean Won | 2025 |



Data Browser - Show a chart

You can show a chart of the desired series



Data Browser - Save your work

You can save your table for later use

Select series, click on **Save As**.

Name your table and specify a folder.

You can access your saved item through **My Saved** ([Slide 23](#)).

Save Workbook

Name:

India vs China

Pick folder:

Save for later

CANCEL SAVE

Datseries:

ADD TO ... 2
REMOVE: 2

SAVE AS..

EXPORT...

Show Chart
Calculations...
Manage Table...
Jan 2014 - Jan 2024

| Annual | Function | Geography | Concept | Unit | End Date |
|-------------------------------------|----------|------------------|----------|------------------|----------|
| <input type="checkbox"/> | | Japan | GDP, LCU | Japanese Yen | 2025 |
| <input type="checkbox"/> | | India | GDP, LCU | Indian Rupee | 2025 |
| <input checked="" type="checkbox"/> | PCH | India | GDP, LCU | Indian Rupee | 2025 |
| <input type="checkbox"/> | | China (Mainland) | GDP, LCU | Chinese Renminbi | 2025 |
| <input checked="" type="checkbox"/> | PCH | China (Mainland) | GDP, LCU | Chinese Renminbi | 2025 |
| <input type="checkbox"/> | | South Korea | GDP, LCU | Korean Won | 2025 |



Data Browser - Load by mnemonics

You can load data by mnemonics

In **Workspace**, click on **LOAD BY MNEMONICS**.

Copy and paste or type mnemonics horizontally or vertically.

Click on **CHECK AVAILABILITY** followed by **ADD SERIES**.

Load by Mnemonics

GDP@JPN

GDP@IND

GDP@IND

GDP@KOR

CHECK AVAILABILITY

CANCEL

ADD SERIES

Data Browser

Build Query

Workspace

My Saved 10

Documentation

Service Documentation

Flash Alerts

What is New in Data

Workspace

LOAD BY MNEMONICS...

Dataseries:

ADD TO ... 0

SAVE AS...

EXPORT...

Show Chart

Calculations...

Manage Table...

This workspace lets you transform and reorder the series you open from My Saved, and the series you selected from Build Query.



Export to static Excel , static CSV or an API link

Select Series you want to download. If not selected, all results will be downloaded.

Select **Excel static** or **CSV static** through **All Series** or **Selected Series** to download to a static Excel or CSV file. Alternatively, you can select **Connect API URL**.

Adjust **Export Settings** if necessary.

1

Search results (8)

ADD TO WORKBOOK: 4

SAVE AS...

EXPORT...

Switch to Overview

Show Preview

Manage Table...

Jan 2019 - Jan 2025

Annual

Quarterly

Drag here to set row groups

| <input checked="" type="checkbox"/> | Geography ↑ | Concept | Unit | Data Edge | 2019 | 2020 |
|-------------------------------------|------------------|--|-------------------------|-----------|------|--------|
| <input checked="" type="checkbox"/> | China (mainland) | GDP, real, LCU, % change previous year | Percent change year ago | 2019 | 6.14 | 1.85 |
| <input checked="" type="checkbox"/> | India | GDP, real, LCU, % change previous year | Percent change year ago | 2019 | 4.23 | -10.81 |
| <input checked="" type="checkbox"/> | Japan | GDP, real, LCU, % change previous year | Percent change year ago | 2019 | 0.69 | -5.62 |
| <input checked="" type="checkbox"/> | South Korea | GDP, real, LCU, % change previous year | Percent change year ago | 2019 | 2.04 | -1.01 |

2

All Series

Selected Series

Connect API URL

Export Settings...

3

Excel static

CSV static

Excel Refreshable

5

Your Excel file is ready

Download it by clicking the below link

GDP for Asia__17_11_2020.xlsx

4

Your Excel file is being processed

When it is ready, a message will appear below

You will be notified on the download progress.



Generate a refreshable Excel file

Refreshable Excel files allow you to update the data with one click

1 Search results (8)

ADD TO WORKBOOK: 4 SAVE AS... EXPORT...

Switch to Overview Show Preview Manage Table... Jan 2019 - Jan 2025

Annual Quarterly

Drag here to set row groups

| Geography | Concept | Unit | Data Edge | 2019 | 2020 |
|------------------|--|-------------------------|-----------|------|--------|
| China (mainland) | GDP, real, LCU, % change previous year | Percent change year ago | 2019 | 6.14 | 1.85 |
| India | GDP, real, LCU, % change previous year | Percent change year ago | 2019 | 4.23 | -10.81 |
| Japan | GDP, real, LCU, % change previous year | Percent change year ago | 2019 | 0.69 | -5.62 |
| South Korea | GDP, real, LCU, % change previous year | Percent change year ago | 2019 | 2.04 | -1.01 |

2 All Series Selected Series Connect API URL Export Settings...

3 Excel static CSV static **Excel Refreshable**

4 Save this Query

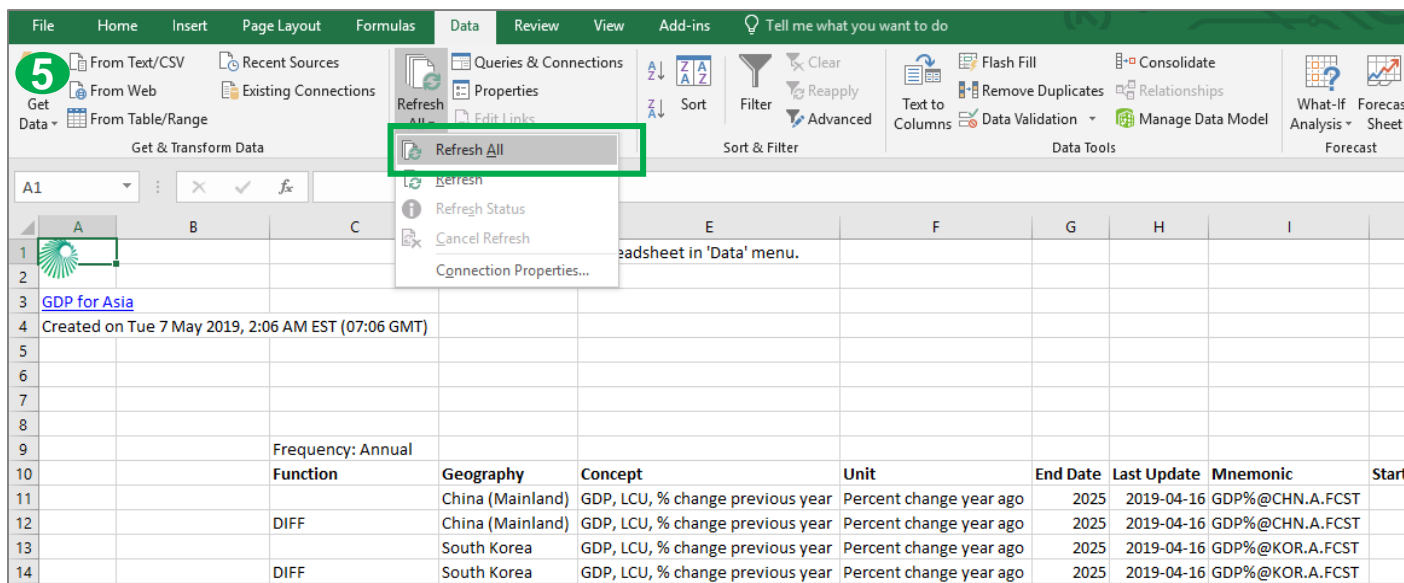
Item name: GDP for Asia

Destination folder: Save for later

Billing Code

CANCEL SAVE

- 1** Select series you want to download. If not selected, all results will be downloaded.
- 2** Select All Series or Selected Series.
- 3** Select **Excel Refreshable** to generate a refreshable Excel file.
- 4** Name the search and specify a folder
- 5** To update the refreshable Excel, please click on **Refresh All** from the Excel Data Menu.



File Home Insert Page Layout Formulas Data Review View Add-ins Tell me what you want to do

Get Data From Text/CSV Recent Sources From Web Existing Connections Queries & Connections Properties Edit Links Refresh All Refresh Refresh Status Cancel Refresh Connection Properties...

Get & Transform Data

Sort & Filter Filter Clear Reapply Advanced Text to Columns Remove Duplicates Data Validation Manage Data Model Relationships What-If Analysis Forecast

Flash Fill Consolidate Relationships

Frequency: Annual


| Function | Geography | Concept | Unit | End Date | Last Update | Mnemonic | Start |
|----------|------------------|----------------------------------|-------------------------|----------|-------------|-----------------|-------|
| | China (Mainland) | GDP, LCU, % change previous year | Percent change year ago | 2025 | 2019-04-16 | GDP%@CHN.A.FCST | |
| DIFF | China (Mainland) | GDP, LCU, % change previous year | Percent change year ago | 2025 | 2019-04-16 | GDP%@CHN.A.FCST | |
| | South Korea | GDP, LCU, % change previous year | Percent change year ago | 2025 | 2019-04-16 | GDP%@KOR.A.FCST | |
| DIFF | South Korea | GDP, LCU, % change previous year | Percent change year ago | 2025 | 2019-04-16 | GDP%@KOR.A.FCST | |




Data Browser - My Saved

My Saved provides quick access to your saved items

By clicking on the name of your saved item, you can re-load what you have saved earlier e.g. India vs China.

 gives you options such as delete, edit, send a copy, share, copy to and move to.

 allows you to share the saved item with your colleague(s). Your colleague(s) need to be entitled to the same data.

Share settings

This item is not yet shared with others.

Share this item with others:

Email address ADD

Message

CANCEL APPLY

DELETE

EDIT

SEND A COPY

SHARE

COPY TO...

MOVE TO...




Data Browser
<
Build Query
Workspace 6
My Saved 10
Documentation ✓

My Saved in Data Browser

The My Saved page provides a limited view into your My Connect items for only those items that are most relevant for the Data Browser tool. To find your full list of personalized content, please go to [My Connect](#).

Navigate to: TOOL QUERIES DOCUMENTS

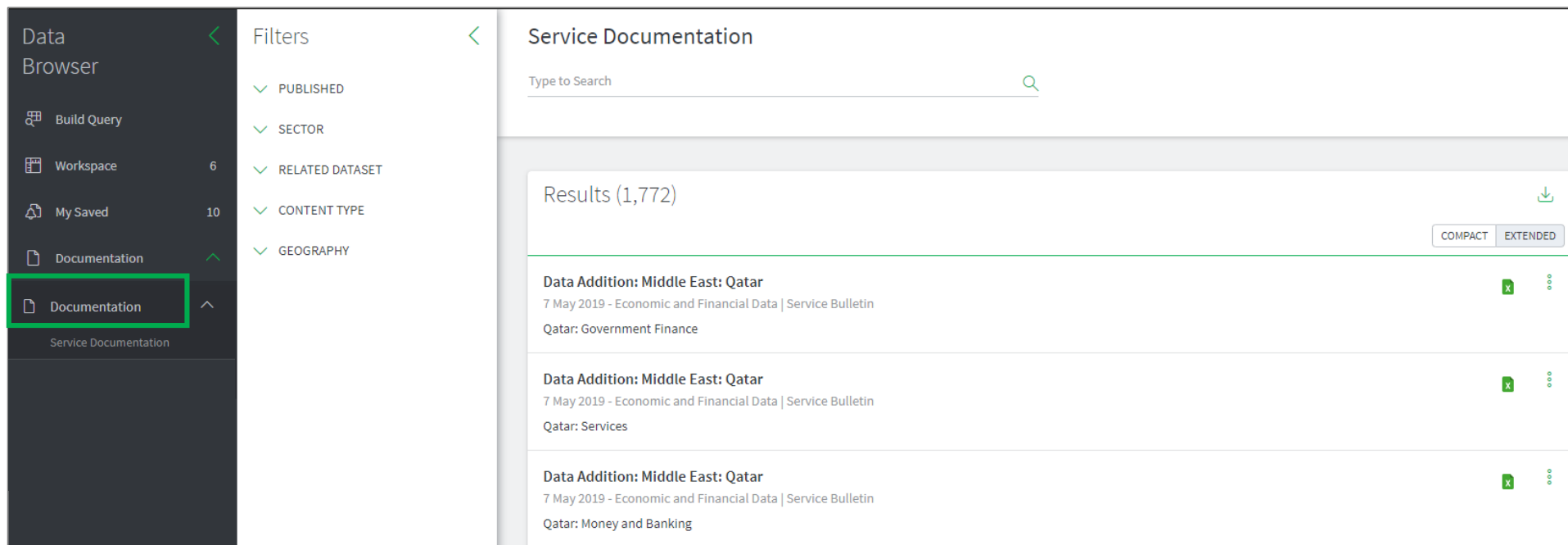
Tool Queries

| Type | Title | Source | Update Date | |
|---|----------------|------------------------|-------------|---|
|  | India vs China | Data Browser: Workbook | 8 May 2019 |   |



Data Browser - Documentation

Documentation provides quick access to Service Documentation.




The screenshot displays the IHS Markit Data Browser interface. On the left, a dark sidebar contains the 'Data Browser' menu with options: 'Build Query', 'Workspace' (6 items), 'My Saved' (10 items), and 'Documentation' (highlighted with a green box). Below 'Documentation' is a sub-option 'Service Documentation'. The main area is divided into two sections: 'Filters' and 'Service Documentation'. The 'Filters' section includes expandable categories: PUBLISHED, SECTOR, RELATED DATASET, CONTENT TYPE, and GEOGRAPHY. The 'Service Documentation' section features a search bar with the placeholder 'Type to Search'. Below the search bar, it shows 'Results (1,772)' with a download icon. Two toggle buttons, 'COMPACT' and 'EXTENDED', are visible. The results list includes three entries, each with a title, date, and category, followed by a green 'x' icon and a three-dot menu icon.

| Results (1,772) | COMPACT | EXTENDED |
|--|---------|----------|
| Data Addition: Middle East: Qatar 7 May 2019 - Economic and Financial Data Service Bulletin Qatar: Government Finance | x | ⋮ |
| Data Addition: Middle East: Qatar 7 May 2019 - Economic and Financial Data Service Bulletin Qatar: Services | x | ⋮ |
| Data Addition: Middle East: Qatar 7 May 2019 - Economic and Financial Data Service Bulletin Qatar: Money and Banking | x | ⋮ |

Data Browser – Training Video

Online training video provides quick guidance of New Data Browser

Click on  followed by **Training Video** to view the online training video.

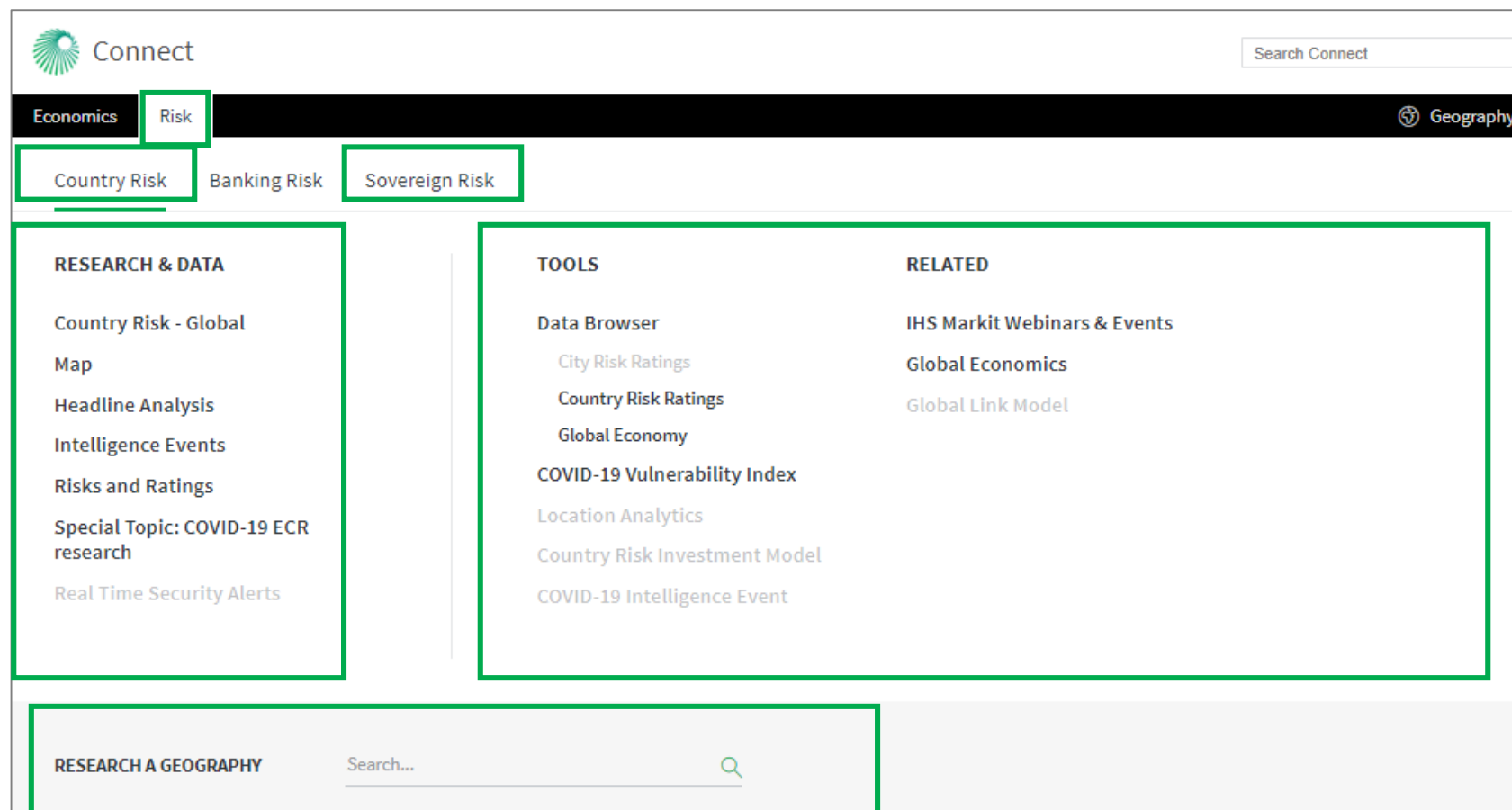


The screenshot displays the IHS Markit Data Browser interface. On the left is a dark sidebar with navigation options: Data Browser, Build Query, Workspace, My Saved (10), Documentation, Service Documentation, Flash Alerts, and What is New in Data. The main area is titled 'Build Query' and contains a search bar and a list of datasets. A modal window titled 'About Data Browser' is open in the center, featuring three tabs: Information, Training Video (which is selected and underlined), and Customer Care. The 'Training Video' tab shows the IHS Markit logo and a video player with a progress bar at 00:04 of 04:50. A 'CLOSE' button is located at the bottom right of the modal. In the top right corner of the main interface, there is a green box highlighting an information icon (a circle with an 'i') next to a document icon. Below this, the text 'Total Filters Selected 0' is visible. At the bottom right of the main interface, there are 'RESET' and 'VIEW RESULTS' buttons.

Risk Menu

Risk - Menu Page

In Connect, hover over **Risk** in the black menu bar > **Country Risk** to browse political / security data and analysis or **Sovereign Risk** to browse respective data and analysis.



Connect

Search Connect

Economics Risk

Country Risk Banking Risk Sovereign Risk

RESEARCH & DATA

- Country Risk - Global
- Map
- Headline Analysis
- Intelligence Events
- Risks and Ratings
- Special Topic: COVID-19 ECR research
- Real Time Security Alerts

TOOLS

- Data Browser
- City Risk Ratings
- Country Risk Ratings
- Global Economy
- COVID-19 Vulnerability Index
- Location Analytics
- Country Risk Investment Model
- COVID-19 Intelligence Event

RELATED

- IHS Markit Webinars & Events
- Global Economics
- Global Link Model

RESEARCH & GEOGRAPHY Search...

Quick access to relevant **Data Tools**, **Related Resources** and **Events**.

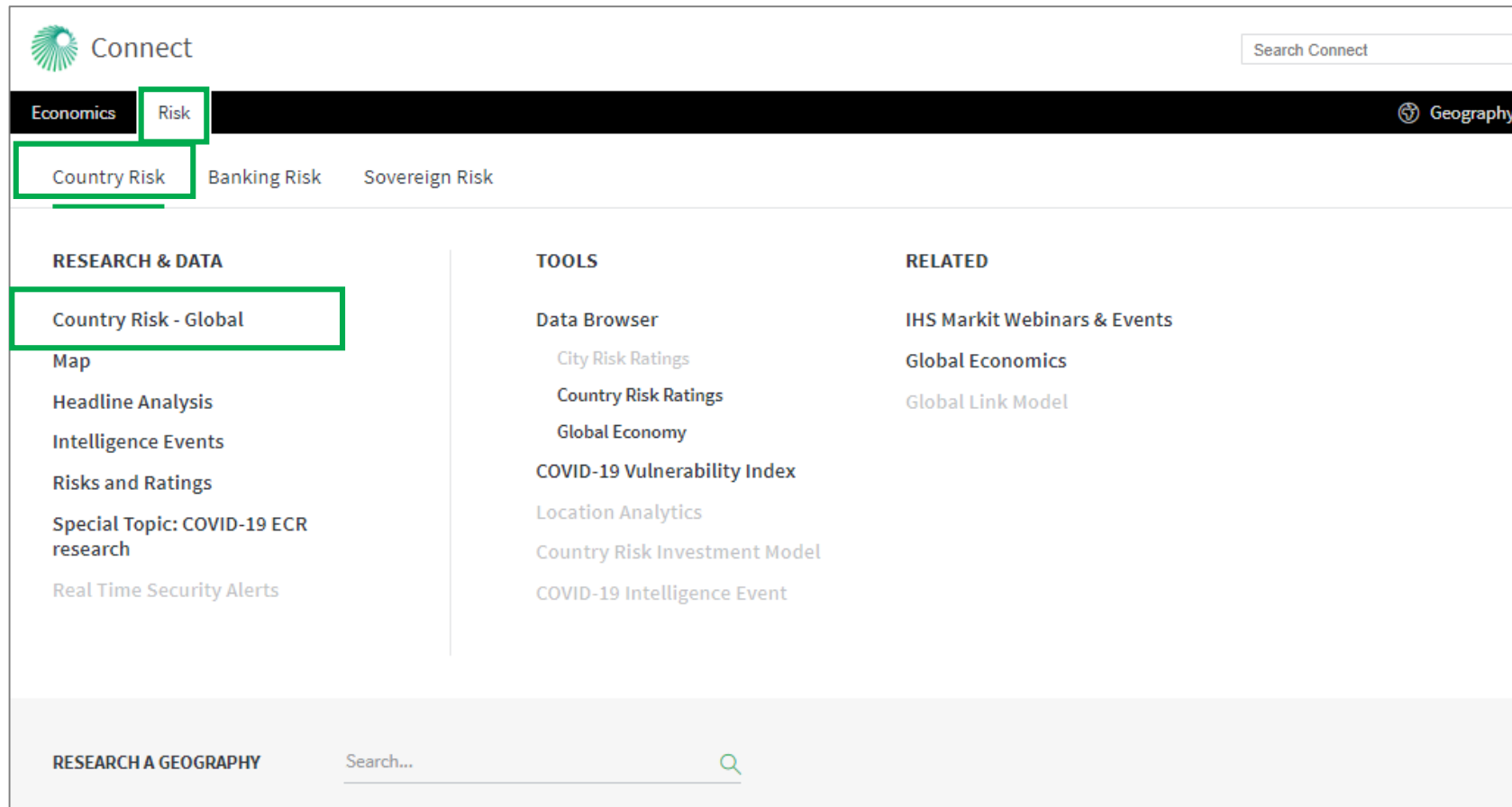
Direct access to a **Country/Territory** page



Country Risk Global

Country Risk – Global | Menu Page

In Connect, hover over the **Risk** menu > **Country Risk** and click on **Country Risk – Global** under Research & Data.



The screenshot displays the IHS Markit Connect website interface. At the top, the 'Connect' logo is on the left, and a search bar labeled 'Search Connect' is on the right. Below the header, a navigation bar features 'Economics' and 'Risk' tabs, with 'Risk' being the active tab. Under the 'Risk' tab, there are three sub-tabs: 'Country Risk', 'Banking Risk', and 'Sovereign Risk', with 'Country Risk' being the active tab. The main content area is divided into three columns: 'RESEARCH & DATA', 'TOOLS', and 'RELATED'. In the 'RESEARCH & DATA' column, the 'Country Risk - Global' link is highlighted with a green box. Other links in this column include 'Map', 'Headline Analysis', 'Intelligence Events', 'Risks and Ratings', 'Special Topic: COVID-19 ECR research', and 'Real Time Security Alerts'. The 'TOOLS' column lists 'Data Browser', 'City Risk Ratings', 'Country Risk Ratings', 'Global Economy', 'COVID-19 Vulnerability Index', 'Location Analytics', 'Country Risk Investment Model', and 'COVID-19 Intelligence Event'. The 'RELATED' column lists 'IHS Markit Webinars & Events', 'Global Economics', and 'Global Link Model'. At the bottom, there is a 'RESEARCH A GEOGRAPHY' section with a search bar and a magnifying glass icon.



Country Risk - Global


A synthesized overview of key risks worldwide


1. Read analysis on **Hot Topics** around the world.


2. Click on a geography to jump to the individual geography page.


Country Risk - Global
Choose Country


HOT TOPICS
1
More Hot Topics


US-China trade and broader relations


Brexit update


Ukraine-Russia re-escalation

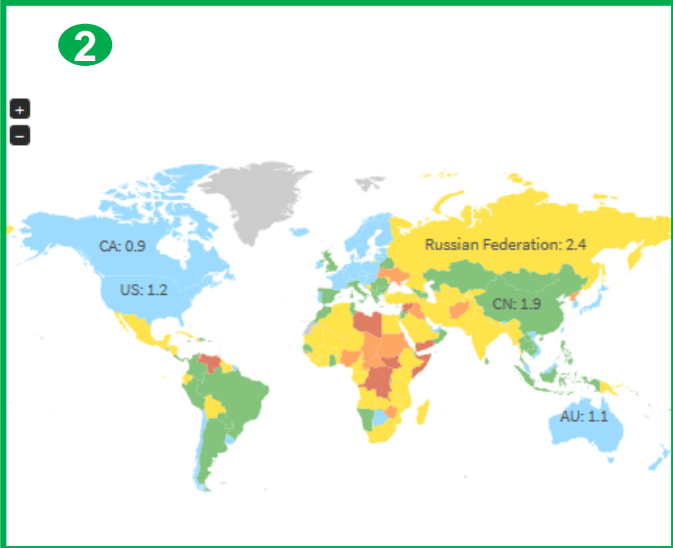

Mexico's president-elect takes office


US sanctions against Iran


RISK RATINGS
2

Rating: Overall
4

| Country | Rating | Severity |
|---------------------------------------|--------|-----------|
| Yemen | 6.1 | Severe |
| Somalia | 5.4 | Severe |
| South Sudan | 5.2 | Severe |
| Syrian Arab Republic | 5.2 | Severe |
| Venezuela, Bolivarian Republic of | 5.0 | Severe |
| Libya | 4.7 | Severe |
| Congo, the Democratic Republic of the | 4.4 | Severe |
| Afghanistan | 4.3 | Very High |
| Central African Republic | 4.0 | Very High |
| Sudan | 4.0 | Very High |



Expert Analysis
3



Peru: Political and Violent Risks

13 Nov 2018
Despite political noise and recent adverse headlines, our view of Peru continues to be positive in terms of economic growth potential, a friendly environment for investment, and a reduction in terrorism and civil unrest. In this 30-minute discussion we undertake point-by-point review of the current concerns around Peru, looking at areas to watch and new business opportunities.

SPECIAL REPORTS

EU FDI screening mechanism likely to hinder Chinese, Russian investments
30 Nov 2018 - Bulgaria, Croatia...
The European Union is in the process of preparing regulation for an EU-wide framework to screen foreign direct

3. Watch videos on **Expert Analysis** covering geography briefings on political and violent risks.

4. Click to view geographies' league table by **aggregate risk type**.



A synthesized overview of key risks worldwide

1. Click to jump to the **Risks and Ratings**.

2. You can look up the latest **Headline Analysis** and **Intelligence Events**.

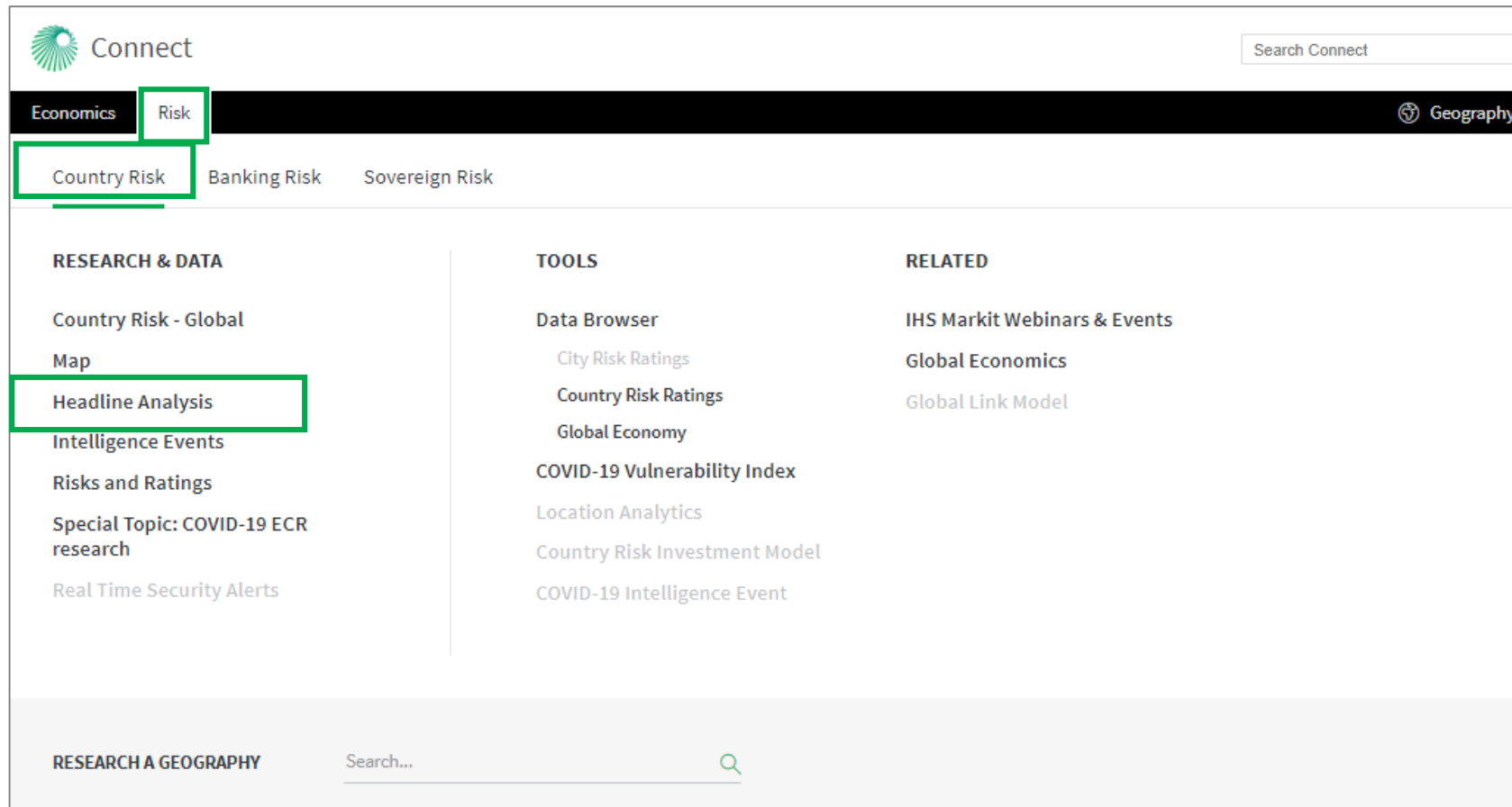
[illegible]

3. On **Country Risk Monitor**, click on the bell icon to set **Email Alerts** for **Intelligence Bulletins** and **Newsletters**. **Intelligence Events** are risk-relevant events that have impacted the business environment or events that are indicators of future changes in the risk environment.



Country Risk - Headline Analysis | Menu Page

In Connect, hover over the **Risk** menu > **Country Risk** > and Click on **Headline Analysis**



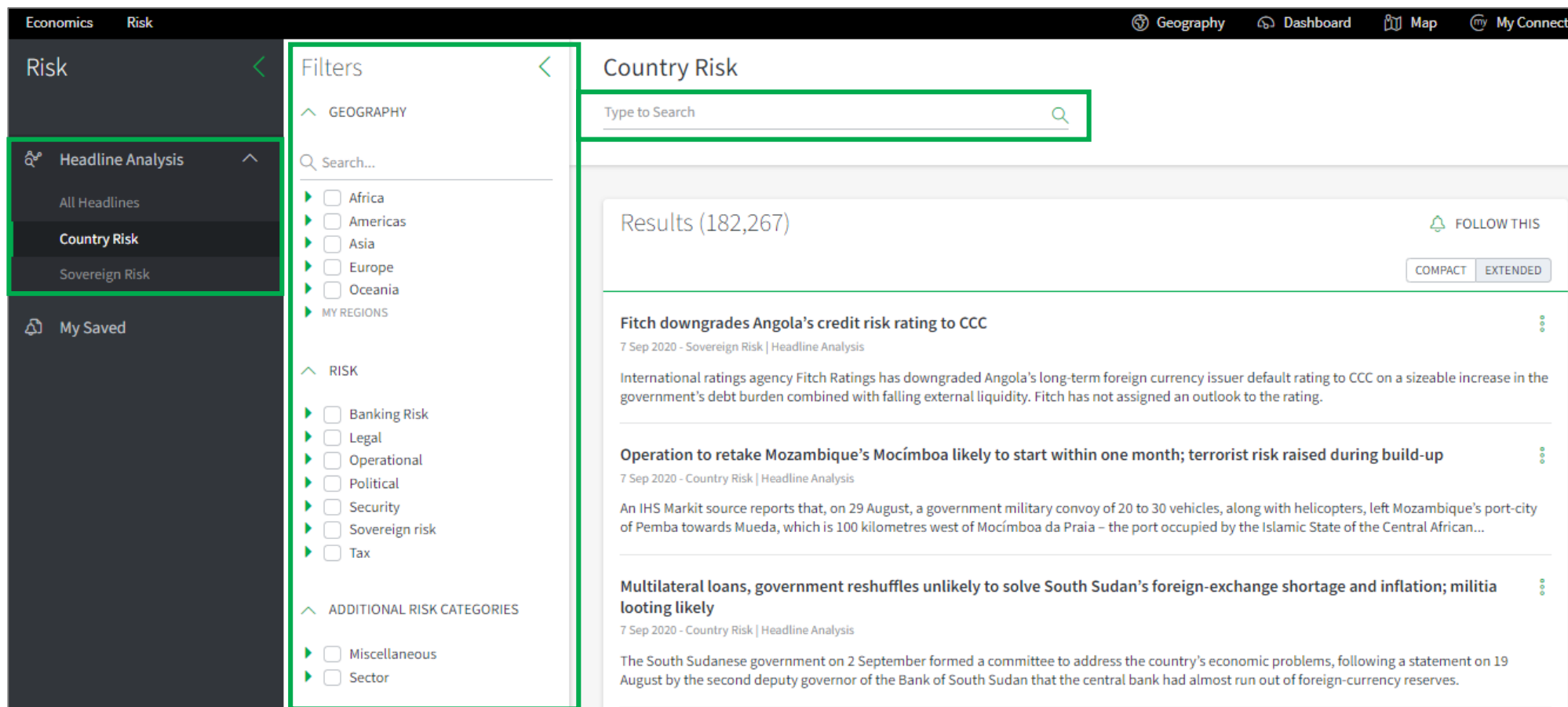
The screenshot displays the IHS Markit Connect website interface. At the top, the 'Connect' logo is on the left, and a search bar labeled 'Search Connect' is on the right. Below the header, a navigation bar features 'Economics' and 'Risk' tabs, with 'Risk' being the active tab. Under the 'Risk' tab, there are three sub-tabs: 'Country Risk', 'Banking Risk', and 'Sovereign Risk'. The 'Country Risk' sub-tab is selected, and its dropdown menu is visible, showing options like 'Country Risk - Global Map', 'Headline Analysis', 'Intelligence Events', 'Risks and Ratings', 'Special Topic: COVID-19 ECR research', and 'Real Time Security Alerts'. The 'Headline Analysis' option is highlighted with a green box. To the right of the dropdown, there is a 'Geography' icon. Below the navigation bar, the main content area is divided into three columns: 'RESEARCH & DATA', 'TOOLS', and 'RELATED'. The 'RESEARCH & DATA' column lists 'Country Risk - Global Map', 'Headline Analysis', 'Intelligence Events', 'Risks and Ratings', 'Special Topic: COVID-19 ECR research', and 'Real Time Security Alerts'. The 'TOOLS' column lists 'Data Browser', 'City Risk Ratings', 'Country Risk Ratings', 'Global Economy', 'COVID-19 Vulnerability Index', 'Location Analytics', 'Country Risk Investment Model', and 'COVID-19 Intelligence Event'. The 'RELATED' column lists 'IHS Markit Webinars & Events', 'Global Economics', and 'Global Link Model'. At the bottom of the page, there is a 'RESEARCH A GEOGRAPHY' section with a search bar and a magnifying glass icon.



Country Risk - Headline Analysis Page Navigation

All headline analysis articles are organized in a reversed chronological order

Keyword search and relevant filter options.



The screenshot displays the IHS Markit Country Risk - Headline Analysis page. The interface is divided into three main sections: a left sidebar for navigation, a central filters panel, and a right content area for search results.

Left Sidebar (Navigation):

- Economics** (selected)
- Risk**
- Headline Analysis** (selected)
- All Headlines
- Country Risk** (selected)
- Sovereign Risk
- My Saved

Filters Panel:

- GEOGRAPHY**
 - ☐ Africa
 - ☐ Americas
 - ☐ Asia
 - ☐ Europe
 - ☐ Oceania
 - MY REGIONS
- RISK**
 - ☐ Banking Risk
 - ☐ Legal
 - ☐ Operational
 - ☐ Political
 - ☐ Security
 - ☐ Sovereign risk
 - ☐ Tax
- ADDITIONAL RISK CATEGORIES**
 - ☐ Miscellaneous
 - ☐ Sector

Search and Results:

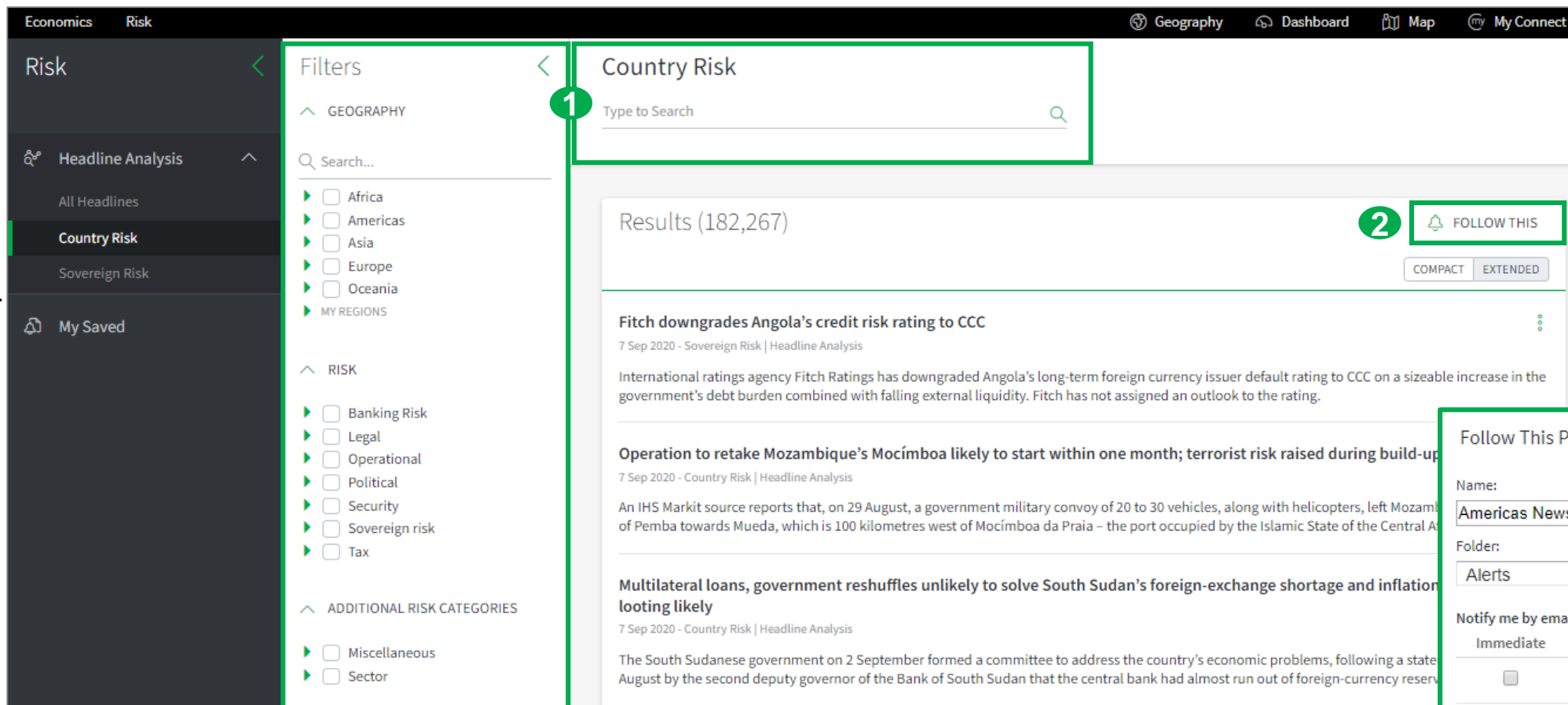
- Search Bar:** Type to Search
- Results (182,267)**
- FOLLOW THIS** (notification icon)
- COMPACT** / **EXTENDED** (toggle buttons)
- Article 1:** **Fitch downgrades Angola's credit risk rating to CCC**
7 Sep 2020 - Sovereign Risk | Headline Analysis
International ratings agency Fitch Ratings has downgraded Angola's long-term foreign currency issuer default rating to CCC on a sizeable increase in the government's debt burden combined with falling external liquidity. Fitch has not assigned an outlook to the rating.
- Article 2:** **Operation to retake Mozambique's Mocímboa likely to start within one month; terrorist risk raised during build-up**
7 Sep 2020 - Country Risk | Headline Analysis
An IHS Markit source reports that, on 29 August, a government military convoy of 20 to 30 vehicles, along with helicopters, left Mozambique's port-city of Pemba towards Mueda, which is 100 kilometres west of Mocímboa da Praia – the port occupied by the Islamic State of the Central African...
- Article 3:** **Multilateral loans, government reshuffles unlikely to solve South Sudan's foreign-exchange shortage and inflation; militia looting likely**
7 Sep 2020 - Country Risk | Headline Analysis
The South Sudanese government on 2 September formed a committee to address the country's economic problems, following a statement on 19 August by the second deputy governor of the Bank of South Sudan that the central bank had almost run out of foreign-currency reserves.



Country Risk - Follow this Headline Analysis

You can follow Headline Analysis that you are interested in

1. Apply Filters to Headline Analysis by using keyword search and/or relevant filter options.



The screenshot displays the IHS Markit Country Risk interface. On the left, a sidebar shows navigation options: Risk, Headline Analysis, and My Saved. The 'Headline Analysis' section is expanded, showing 'All Headlines', 'Country Risk', and 'Sovereign Risk'. The 'Country Risk' section is selected. The main content area shows a search bar with the text 'Type to Search' and a magnifying glass icon. Below the search bar, there are filters for GEOGRAPHY (Africa, Americas, Asia, Europe, Oceania) and RISK (Banking Risk, Legal, Operational, Political, Security, Sovereign risk, Tax). The search results show 182,267 results. The first result is 'Fitch downgrades Angola's credit risk rating to CCC' with a date of 7 Sep 2020. The second result is 'Operation to retake Mozambique's Mocimboa likely to start within one month; terrorist risk raised during build-up' with a date of 7 Sep 2020. The third result is 'Multilateral loans, government reshuffles unlikely to solve South Sudan's foreign-exchange shortage and inflation looting likely' with a date of 7 Sep 2020. A 'FOLLOW THIS' button is highlighted with a green box and a green circle with the number 2. A 'Follow This Page' dialog is open in the bottom right corner, showing a form to name the alert (Americas News Alert), select a folder (Alerts), and choose a notification frequency (Daily).

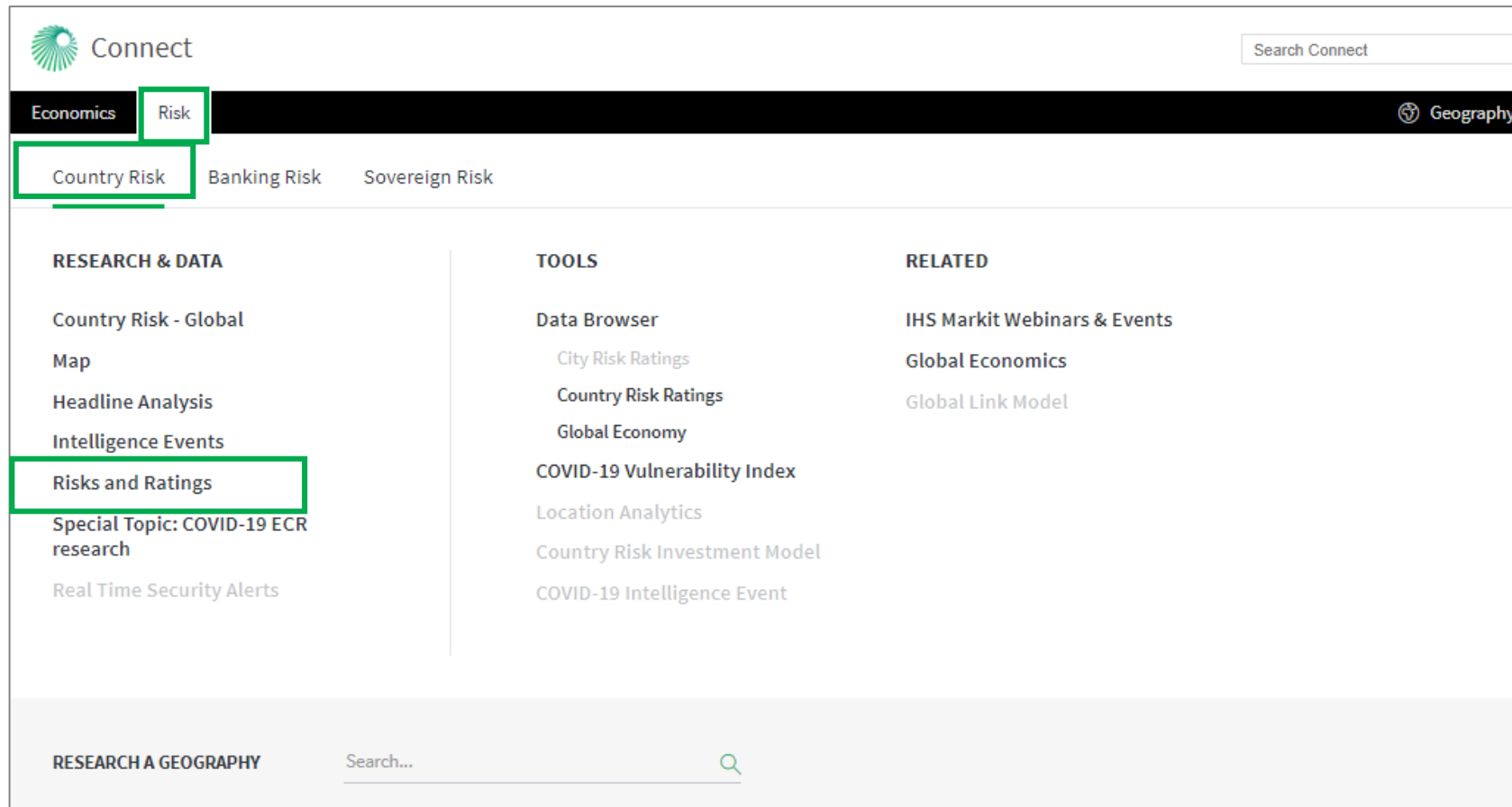
2. Select Follow this Headline Analysis.

3. Name the search, specify the folder to save the search and select the alert frequency.



Country Risk - Risks and Ratings | Menu Page

In Connect, hover over the **Risk** menu > **Country Risk** and click on **Risks and Ratings**



The screenshot displays the IHS Markit Connect website interface. At the top, the 'Connect' logo is on the left, and a search bar labeled 'Search Connect' is on the right. Below the header, a navigation bar features 'Economics' and 'Risk' tabs, with 'Risk' being the active tab. Under the 'Risk' tab, there are three sub-tabs: 'Country Risk', 'Banking Risk', and 'Sovereign Risk'. The 'Country Risk' sub-tab is selected, and its dropdown menu is visible. This menu is divided into three columns: 'RESEARCH & DATA', 'TOOLS', and 'RELATED'. In the 'RESEARCH & DATA' column, the 'Risks and Ratings' option is highlighted with a green box. Other options in this column include 'Country Risk - Global', 'Map', 'Headline Analysis', 'Intelligence Events', 'Special Topic: COVID-19 ECR research', and 'Real Time Security Alerts'. The 'TOOLS' column lists 'Data Browser', 'City Risk Ratings', 'Country Risk Ratings', 'Global Economy', 'COVID-19 Vulnerability Index', 'Location Analytics', 'Country Risk Investment Model', and 'COVID-19 Intelligence Event'. The 'RELATED' column lists 'IHS Markit Webinars & Events', 'Global Economics', and 'Global Link Model'. At the bottom of the page, there is a footer section labeled 'RESEARCH & GEOGRAPHY' with a search bar and a magnifying glass icon.



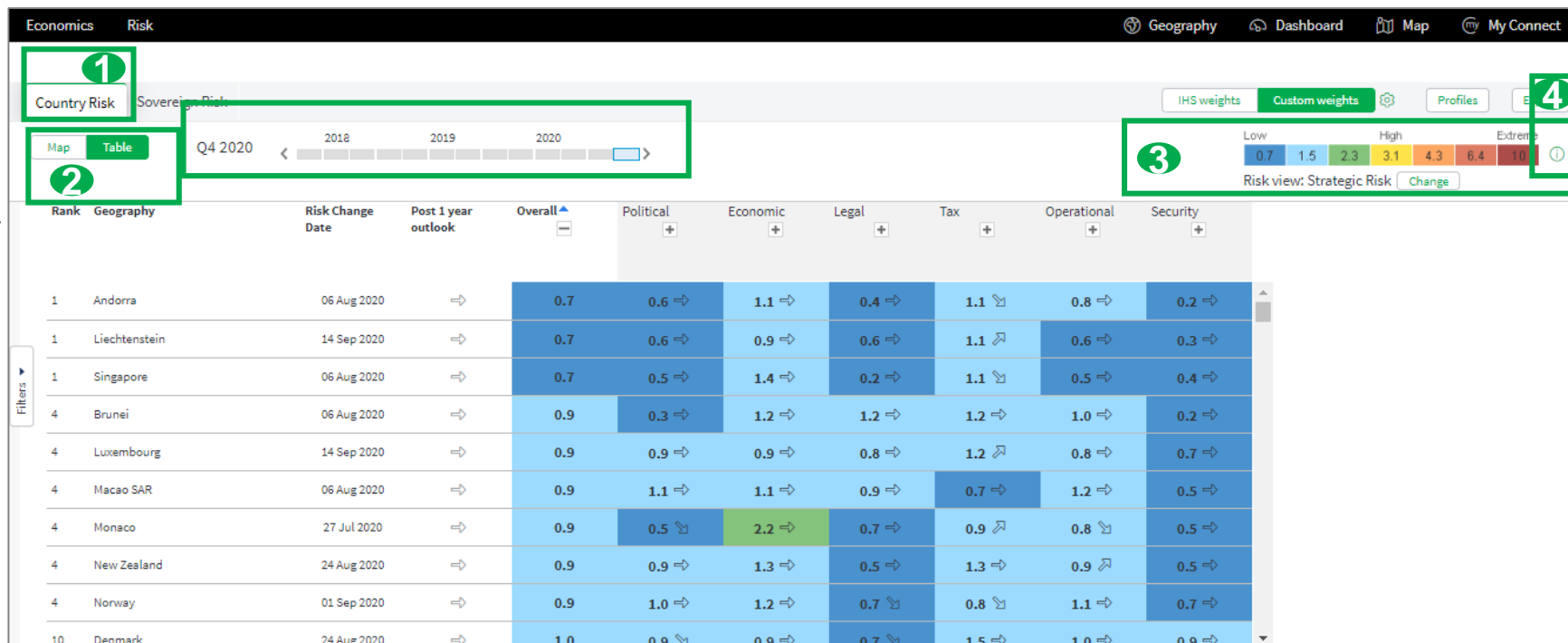
Country Risk - Risks and Ratings

A league table for geographies' riskiness

View ratings **history**.

1. Select **Country Risk** tab to evaluate geographies' relative riskiness by comparing their risk scores.

2. Toggle between Ratings **Table** or **Map** View.



| Rank | Geography | Risk Change Date | Post 1 year outlook | Overall | Political | Economic | Legal | Tax | Operational | Security |
|------|---------------|------------------|---------------------|---------|-----------|----------|-------|-----|-------------|----------|
| 1 | Andorra | 06 Aug 2020 | ⇒ | 0.7 | 0.6 | 1.1 | 0.4 | 1.1 | 0.8 | 0.2 |
| 1 | Liechtenstein | 14 Sep 2020 | ⇒ | 0.7 | 0.6 | 0.9 | 0.6 | 1.1 | 0.6 | 0.3 |
| 1 | Singapore | 06 Aug 2020 | ⇒ | 0.7 | 0.5 | 1.4 | 0.2 | 1.1 | 0.5 | 0.4 |
| 4 | Brunei | 06 Aug 2020 | ⇒ | 0.9 | 0.3 | 1.2 | 1.2 | 1.2 | 1.0 | 0.2 |
| 4 | Luxembourg | 14 Sep 2020 | ⇒ | 0.9 | 0.9 | 0.9 | 0.8 | 1.2 | 0.8 | 0.7 |
| 4 | Macao SAR | 06 Aug 2020 | ⇒ | 0.9 | 1.1 | 1.1 | 0.9 | 0.7 | 1.2 | 0.5 |
| 4 | Monaco | 27 Jul 2020 | ⇒ | 0.9 | 0.5 | 2.2 | 0.7 | 0.9 | 0.8 | 0.5 |
| 4 | New Zealand | 24 Aug 2020 | ⇒ | 0.9 | 0.9 | 1.3 | 0.5 | 1.3 | 0.9 | 0.5 |
| 4 | Norway | 01 Sep 2020 | ⇒ | 0.9 | 1.0 | 1.2 | 0.7 | 0.8 | 1.1 | 0.7 |
| 10 | Denmark | 24 Aug 2020 | ⇒ | 1.0 | 0.9 | 0.9 | 0.7 | 1.5 | 1.0 | 0.9 |

3. **Seven color-coded risk bands** (Low to Extreme) provide a threshold to compare risks between geographies and regions.

4. Read about **methodology** for the risk rating system and risk definitions by clicking on the information icon.

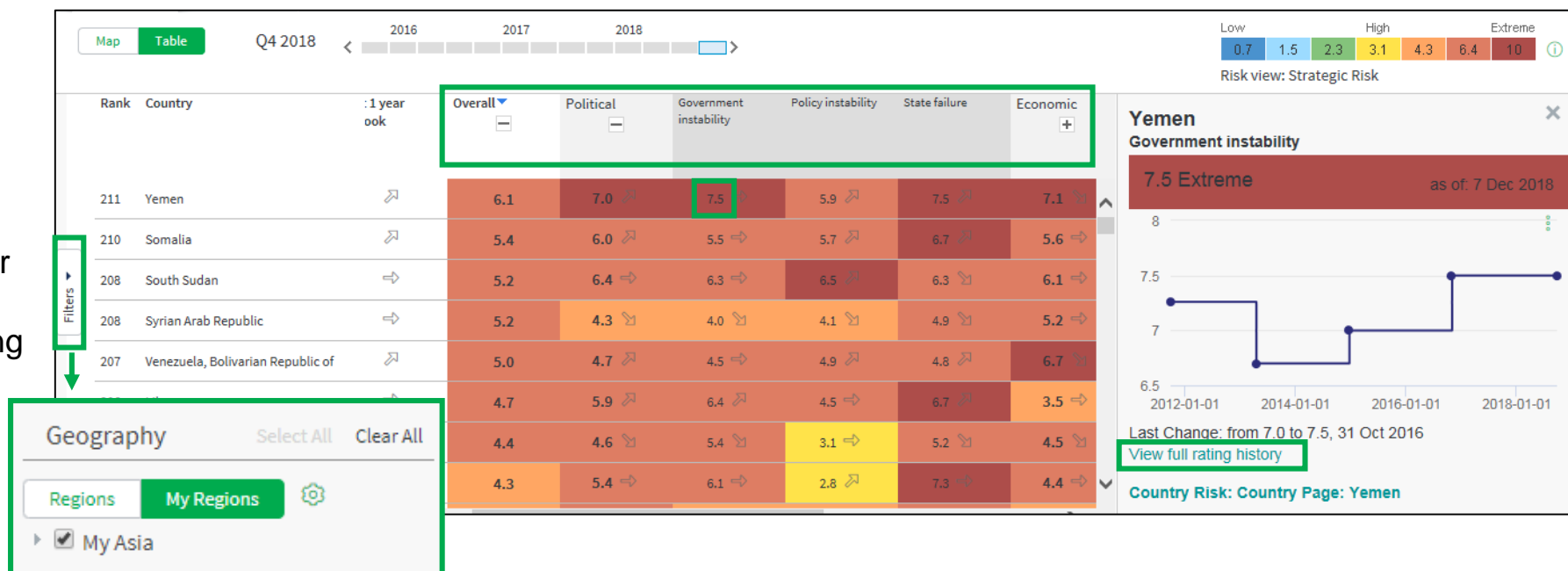
Risks ratings are derived from analysis of **6 aggregates** and **22 sub-aggregate risk factors**.



Country Risk - Risks and Ratings

A league table for geographies' riskiness

Expand each risk factor to display its **sub-aggregate risk factors**.




Use the Filter tab to select geographies or create custom groupings using **My Regions**.

Click the rating to display its **historical evolution**, and to read about reasoning associated to **rating changes**.



Country Risk - Intelligence Events | Menu Page

Latest risk-relevant intelligence, filterable by geography and risk category


Connect

Economics

Risk

Country Risk

Banking Risk

Sovereign Risk

Geography

RESEARCH & DATA

Country Risk - Global

Map

Headline Analysis

Intelligence Events

Risks and Ratings

Special Topic: COVID-19 ECR research

Real Time Security Alerts

TOOLS

Data Browser

City Risk Ratings

Country Risk Ratings

Global Economy

COVID-19 Vulnerability Index

Location Analytics

Country Risk Investment Model

COVID-19 Intelligence Event

RELATED

IHS Markit Webinars & Events

Global Economics

Global Link Model

RESEARCH A GEOGRAPHY

Search...

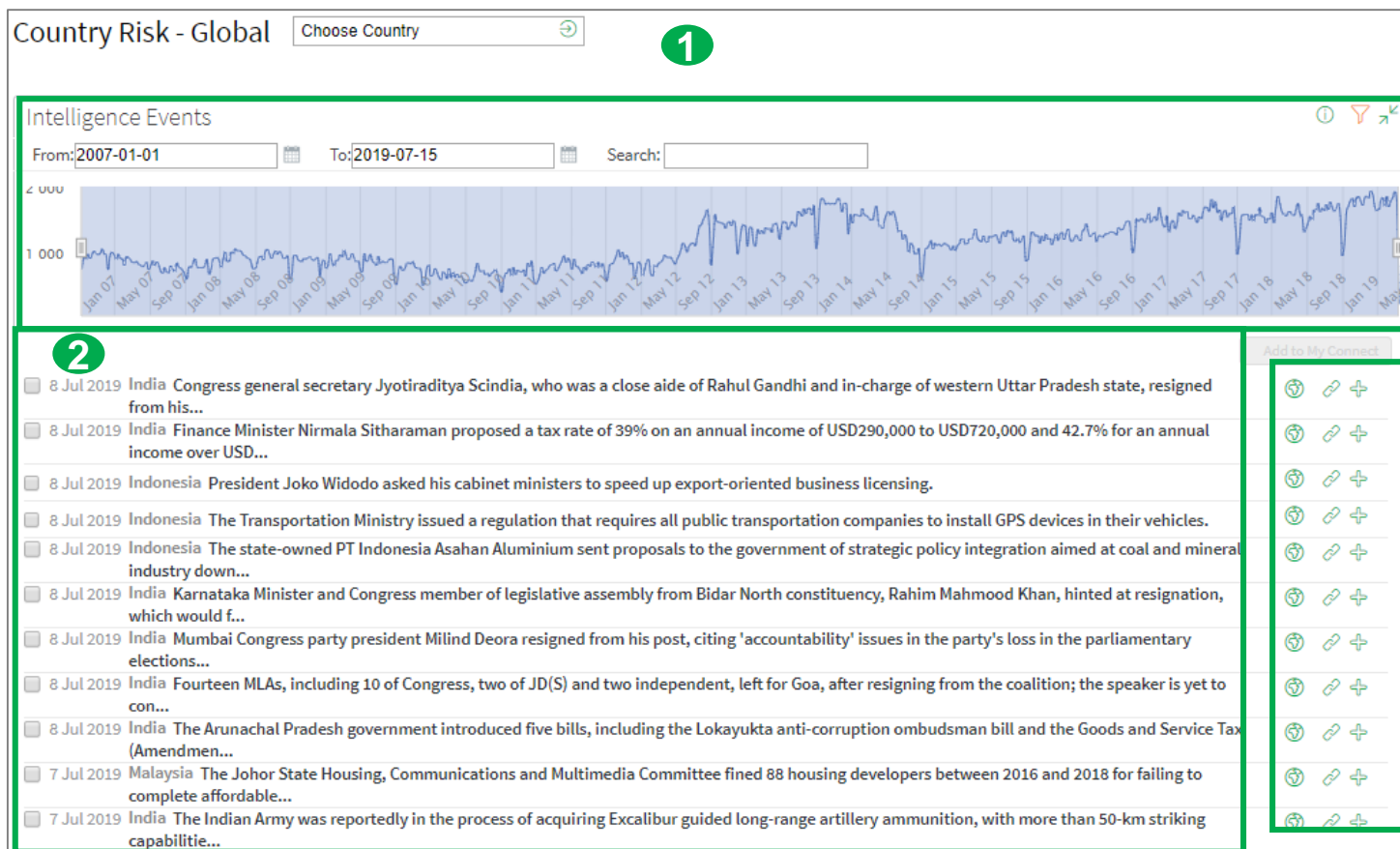



Country Risk - Intelligence Events


Intelligence events are brief descriptions of risk relevant incidents or indicators. Events are assigned detailed metadata attributes. Where possible, security risk relevant incidents are geo-located and scored for use in Location Risk.


1. Search events by date range or publication volume graph.

2. Click on the event's link to read, save, export or print the content of the respective intelligent event.



Click on the source link  to view the event's source.

Click on the  symbol to save the events in "My Connect".

Click on the  symbol to view the event on the map.




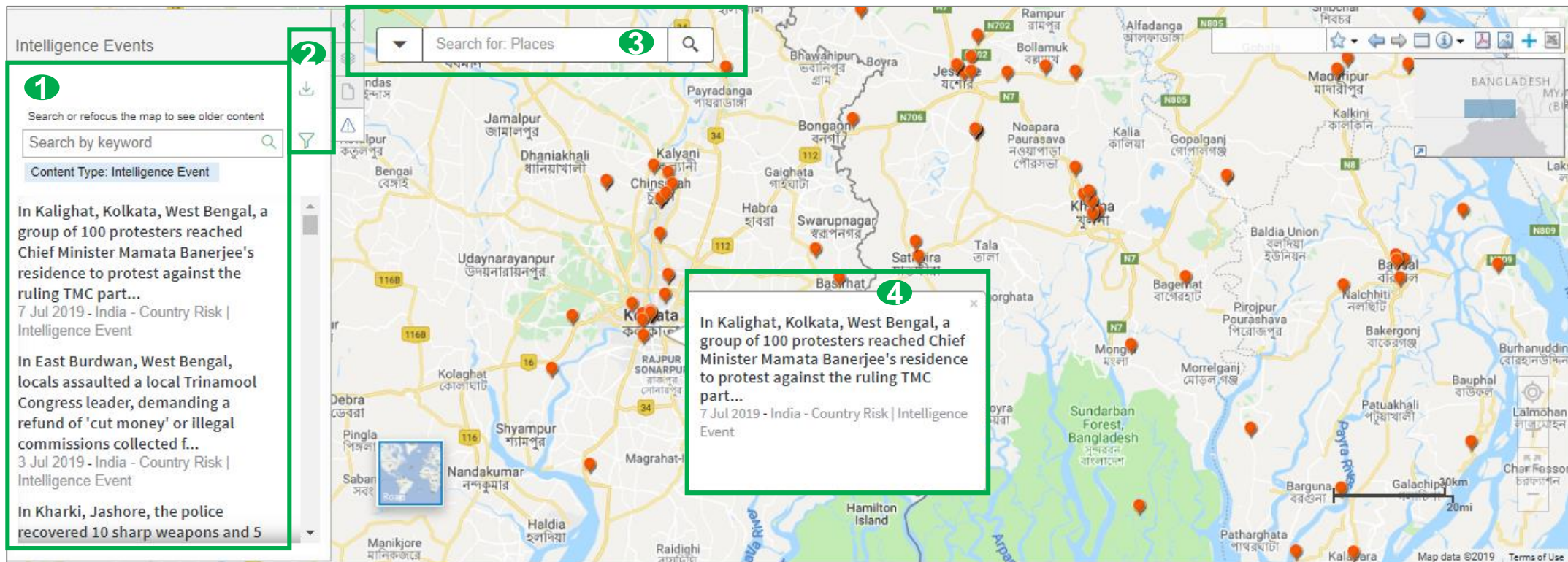
Country Risk - Intelligence Events on the Map

1. Search events by keyword and see the results below.

2. Click on  to export the events. Click on  to filter by time range and risk type.

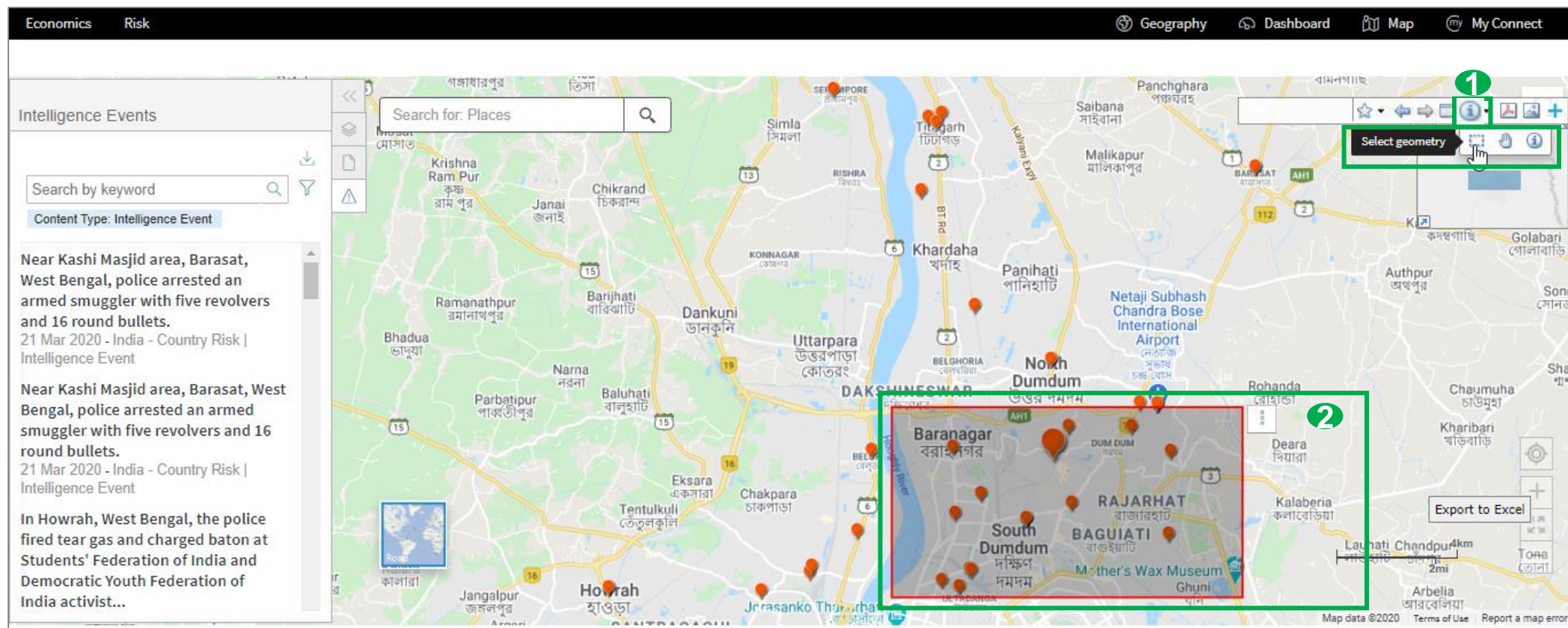
3. Search for location and see the Intelligent events tagged to specific location.

4. Click on orange pins  to see the event tagged to that location.



Country Risk - Intelligence Events on the Map

You can now export Intelligence Events for an area on the map.



Intelligence Events

Search for: Places

Search by keyword

Content Type: Intelligence Event

Near Kashi Masjid area, Barasat, West Bengal, police arrested an armed smuggler with five revolvers and 16 round bullets.
21 Mar 2020 - India - Country Risk | Intelligence Event

Near Kashi Masjid area, Barasat, West Bengal, police arrested an armed smuggler with five revolvers and 16 round bullets.
21 Mar 2020 - India - Country Risk | Intelligence Event

In Howrah, West Bengal, the police fired tear gas and charged baton at Students' Federation of India and Democratic Youth Federation of India activist...

Geography Dashboard Map My Connect

Select geometry

Export to Excel

Map data ©2020 Terms of Use Report a map error

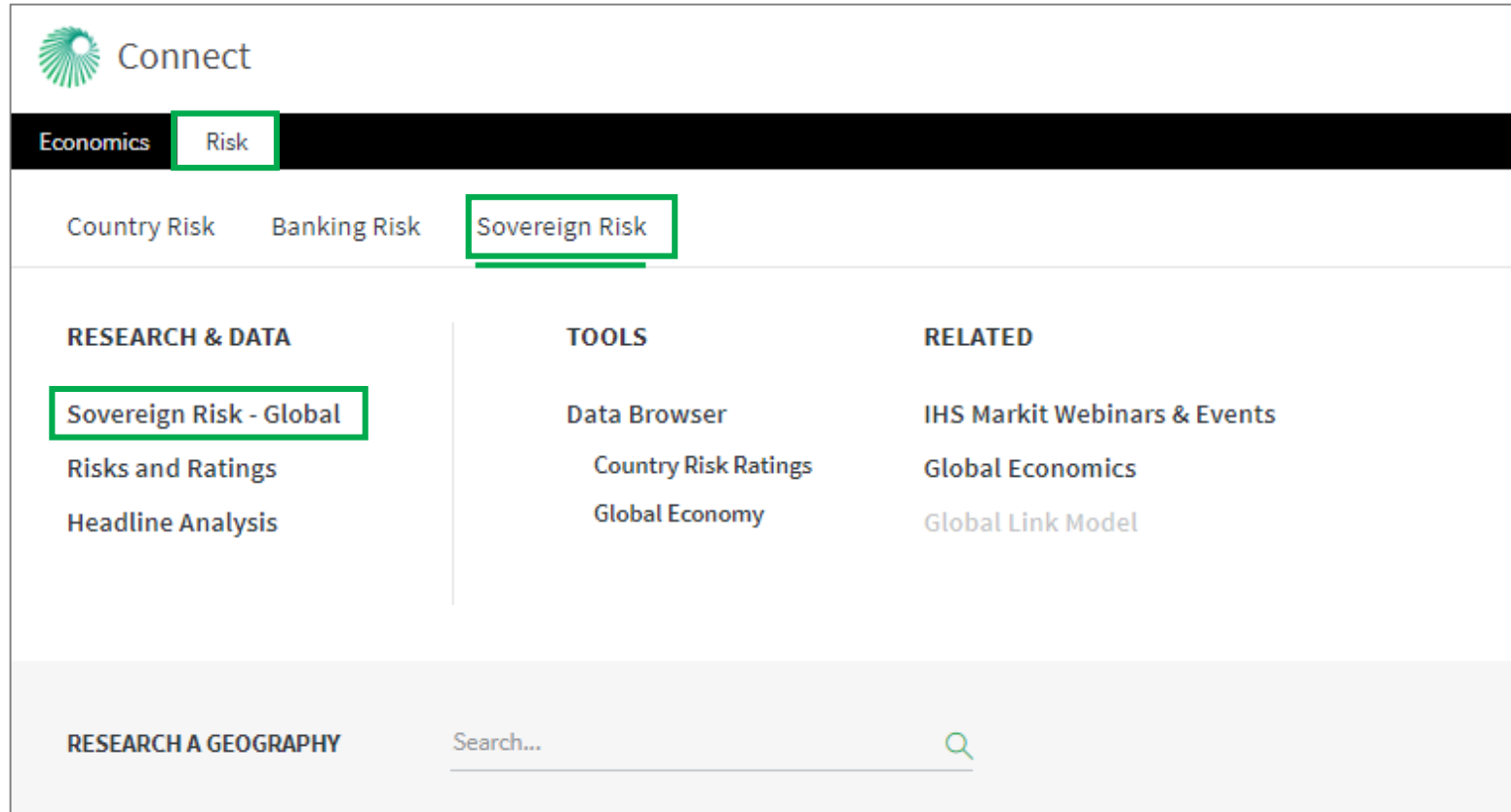
1. Click on the drop down and select “geometry” option.


2. Select an area on the map and click on the 3 dots menu icon. Then select export.

Sovereign Risk Global

Sovereign Risk Global - Menu Page

In Connect, hover over the **Risk** menu > **Sovereign Risk** and click on **Sovereign Risk – Global** under Research & Data.



 Connect

Economics Risk

Country Risk Banking Risk Sovereign Risk

RESEARCH & DATA

Sovereign Risk - Global

Risks and Ratings

Headline Analysis

TOOLS

Data Browser

Country Risk Ratings


Global Economy

RELATED

IHS Markit Webinars & Events

Global Economics

Global Link Model

RESEARCH A GEOGRAPHY Search... 



Sovereign Risk - Global Page

1. Featured quarterly strategic report on sovereign risk highlights, upgrades & downgrades.

2. Daily data release commentary and analysis of sovereign risk-relevant developments.

Click here for more

3. Click on a geography to jump to the individual country/territory page.

Sovereign Risk - Global

Choose Country

Q1 2019 Sovereign Risk Review

18 Apr 2019

A slightly net negative global sovereign risk rating trend continued for the third consecutive quarter in the first quarter of 2019. The first quarter was also a relatively quiet period for sovereign risk changes with just nine upgrade actions against 13 downgrades, with the quarter notable for there being no upgrades in Europe and, in the CIS, only a short-term rating downgrade for Belarus from IHS Markit.

Featured Headlines

Budget 2019: Ethiopia plans 1.6% spending increase

04 Jul 2019

Global Economics | Headline Analysis

Fitch downgrades Zambia's credit rating to CCC

03 Jul 2019

Sovereign Risk | Headline Analysis

Reserve Bank of Australia cuts interest rates to fresh record low

03 Jul 2019

Global Economics | Headline Analysis

Christine Lagarde set to succeed Mario Draghi as ECB president: Initial thoughts

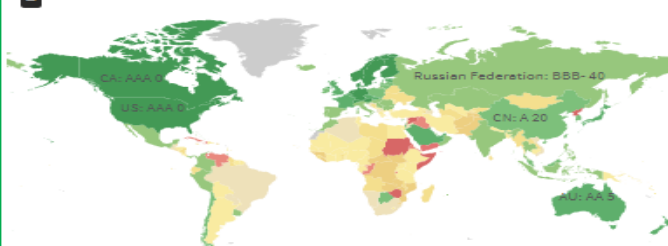
03 Jul 2019

Global Economics | Headline Analysis

All Featured Headlines

SOVEREIGN RISK RATINGS

3



4

Rating: Medium Term Overall Rating / 100

| Geography | Rating | Outlook |
|--|--------|---------|
| Somalia | 95 | D |
| Syrian Arab Republic | 65 | C |
| Zimbabwe | 65 | C |
| Korea, Democratic People's Republic of | 60 | CC |
| Palestinian Territory, Occupied | 60 | CC |
| Sudan | 60 | CC |
| Yemen | 75 | CC |
| Burundi | 70 | CC+ |
| Congo | 70 | CC+ |
| Cuba | 70 | CC+ |

<<

>>

Page 1 of 21

1-10 of 206

More Risk Ratings

Expert Analysis

Market Briefing: Africa debt and potential crisis

June 2018

IHS Markit experts discuss recent African debt and political dynamics and attempt to identify where payment difficulties and unsustainability are more likely.

Africa debt risks

15 Jun 2018

IHS Markit experts discuss recent African debt and political dynamics and attempt to identify where payment difficulties and unsustainability are more likely.

Primary Tools

Research and Data Center

IHS Markit Events


Methodology

6. Watch videos on **Expert Analysis** presenting a global / regional outlook overview from our Experts.

5. **Access** our strategic research reports; **Look** for past and upcoming IHSM events; **Read** the methodology used in calculating our sovereign risk scores.

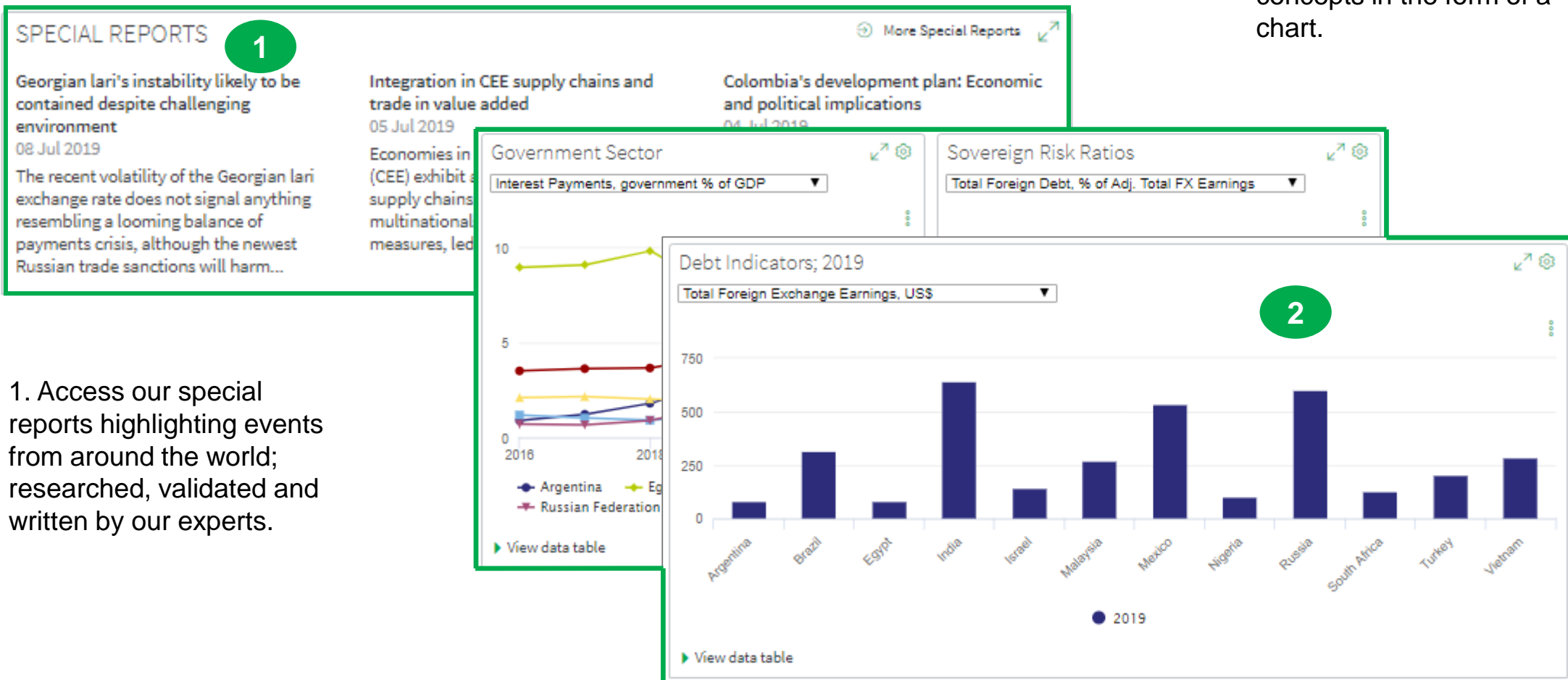
4. Click to view geographies' league table by **aggregate risk type**.

Confidential. © 2020 IHS Markit®. All Rights Reserved.



Sovereign Risk - Global Page

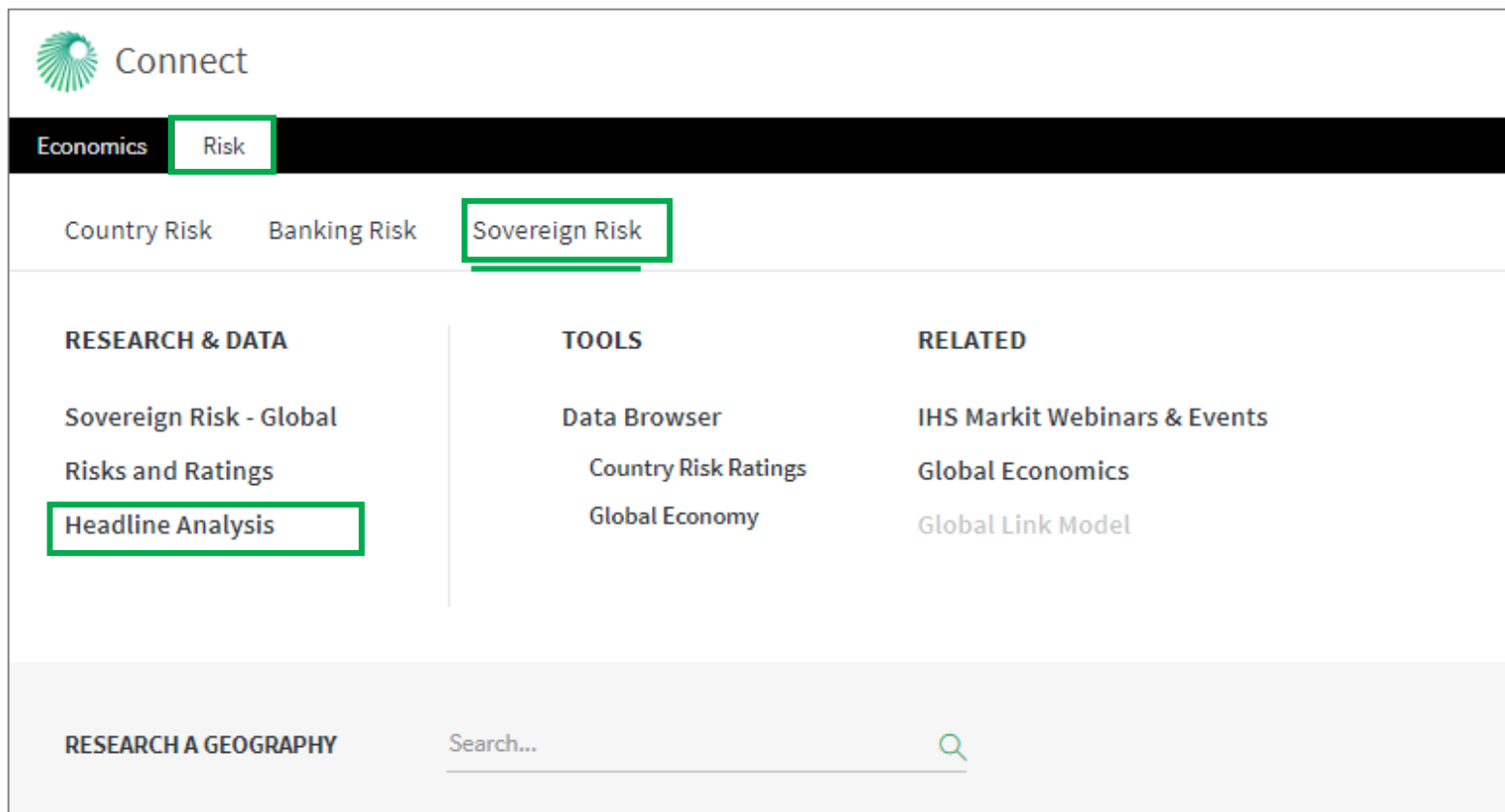
2. Visualize, save and export various economic concepts in the form of a chart.



1. Access our special reports highlighting events from around the world; researched, validated and written by our experts.

Sovereign Risk - Headline Analysis | Menu Page

In Connect, hover over the **Risk** menu > **Sovereign Risk** > and Click on **Headline Analysis**



The screenshot displays the IHS Markit Connect interface. At the top left is the IHS Markit logo and the word "Connect". Below this is a navigation bar with "Economics" and "Risk". The "Risk" menu is highlighted with a green box. Under "Risk", there are three sub-menus: "Country Risk", "Banking Risk", and "Sovereign Risk". The "Sovereign Risk" menu is highlighted with a green box. Below the "Sovereign Risk" menu, there are three columns of links. The first column is titled "RESEARCH & DATA" and contains "Sovereign Risk - Global", "Risks and Ratings", and "Headline Analysis". The "Headline Analysis" link is highlighted with a green box. The second column is titled "TOOLS" and contains "Data Browser", "Country Risk Ratings", and "Global Economy". The third column is titled "RELATED" and contains "IHS Markit Webinars & Events", "Global Economics", and "Global Link Model". At the bottom of the page, there is a search bar with the text "RESEARCH A GEOGRAPHY" and a search icon.

Connect

Economics Risk

Country Risk Banking Risk Sovereign Risk

RESEARCH & DATA

- Sovereign Risk - Global
- Risks and Ratings
- Headline Analysis**

TOOLS

- Data Browser
- Country Risk Ratings
- Global Economy

RELATED

- IHS Markit Webinars & Events
- Global Economics
- Global Link Model

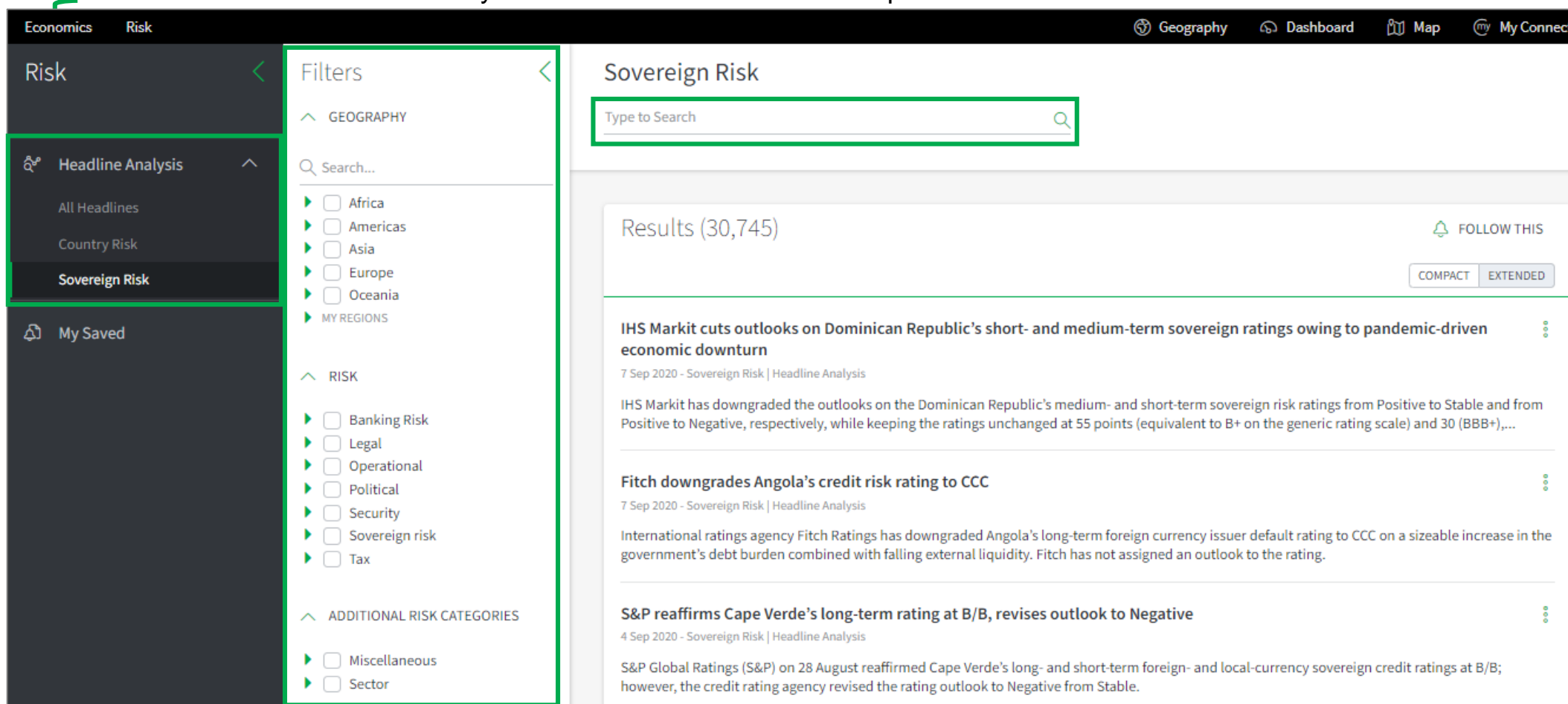
RESEARCH A GEOGRAPHY Search...



Sovereign Risk - Headline Analysis Page Navigation

All headline analysis articles are organized in a reversed chronological order

Keyword search and relevant filter options.



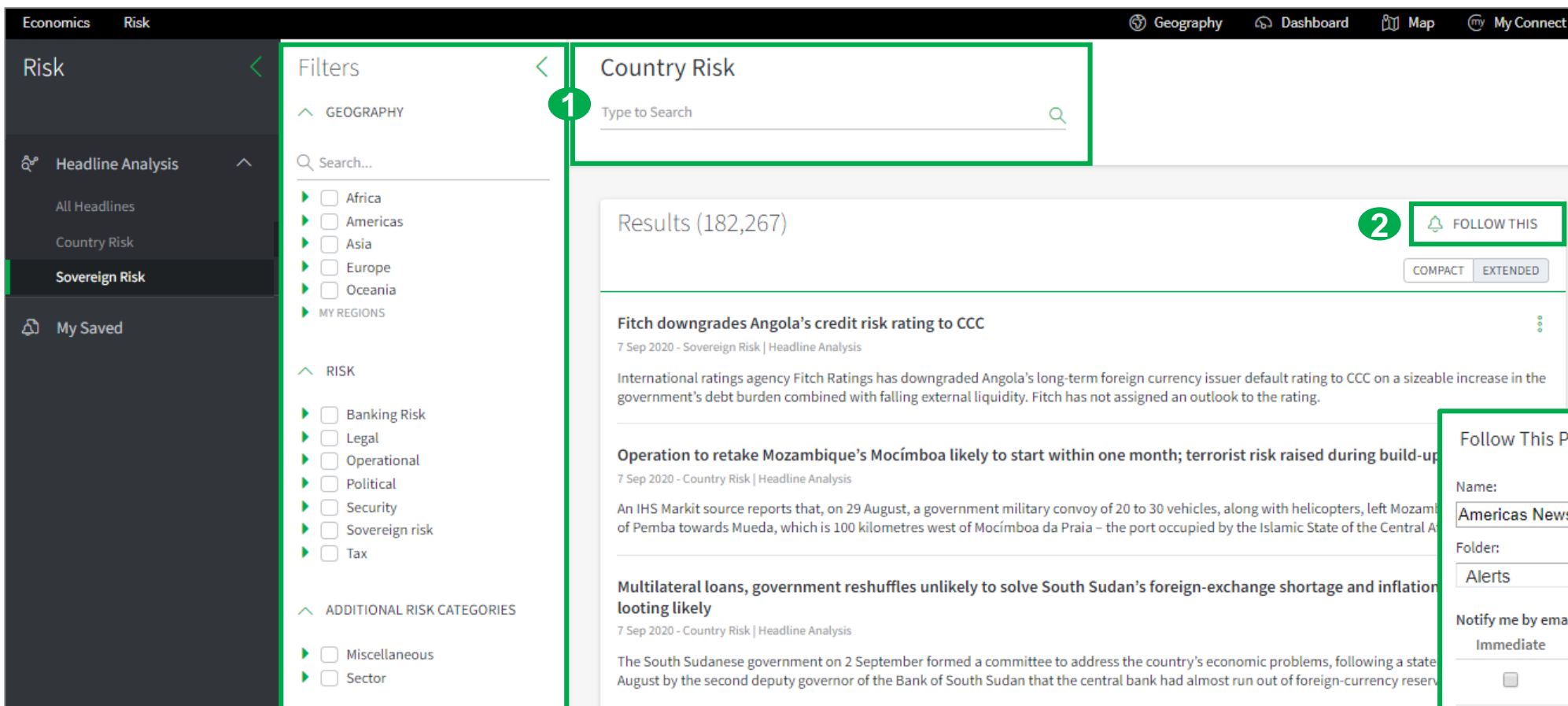
The screenshot displays the IHS Markit Sovereign Risk - Headline Analysis page. The navigation sidebar on the left is organized into three main sections: 'Risk', 'Headline Analysis', and 'My Saved'. The 'Risk' section is currently selected, showing a list of filters. The 'Headline Analysis' section is also visible, with 'All Headlines', 'Country Risk', and 'Sovereign Risk' options. The 'My Saved' section is at the bottom. The main content area on the right features a search bar with the placeholder text 'Type to Search'. Below the search bar, the results are displayed as 'Results (30,745)'. A 'FOLLOW THIS' button is located next to the results count. The results list includes three articles: 'IHS Markit cuts outlooks on Dominican Republic's short- and medium-term sovereign ratings owing to pandemic-driven economic downturn', 'Fitch downgrades Angola's credit risk rating to CCC', and 'S&P reaffirms Cape Verde's long-term rating at B/B, revises outlook to Negative'. Each article includes a date, category, and a brief summary of the news.



Sovereign Risk - Follow this Headline Analysis

You can follow Headline Analysis that you are interested in

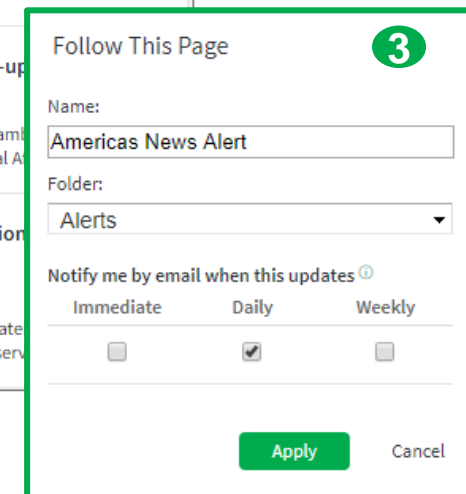
1. Apply Filters to Headline Analysis by using keyword search and/or relevant filter options.



The screenshot displays the IHS Markit Sovereign Risk interface. On the left, a sidebar shows navigation options: Risk, Headline Analysis, and My Saved. The main area is titled 'Country Risk' and features a search bar (labeled 1) and a 'FOLLOW THIS' button (labeled 2). Below the search bar, there are filters for GEOGRAPHY (Africa, Americas, Asia, Europe, Oceania) and RISK (Banking Risk, Legal, Operational, Political, Security, Sovereign risk, Tax). The results section shows 182,267 results, with the first headline being 'Fitch downgrades Angola's credit risk rating to CCC'.

2. Select Follow this Headline Analysis.

3. Name the search, specify the folder to save the search and select the alert frequency.

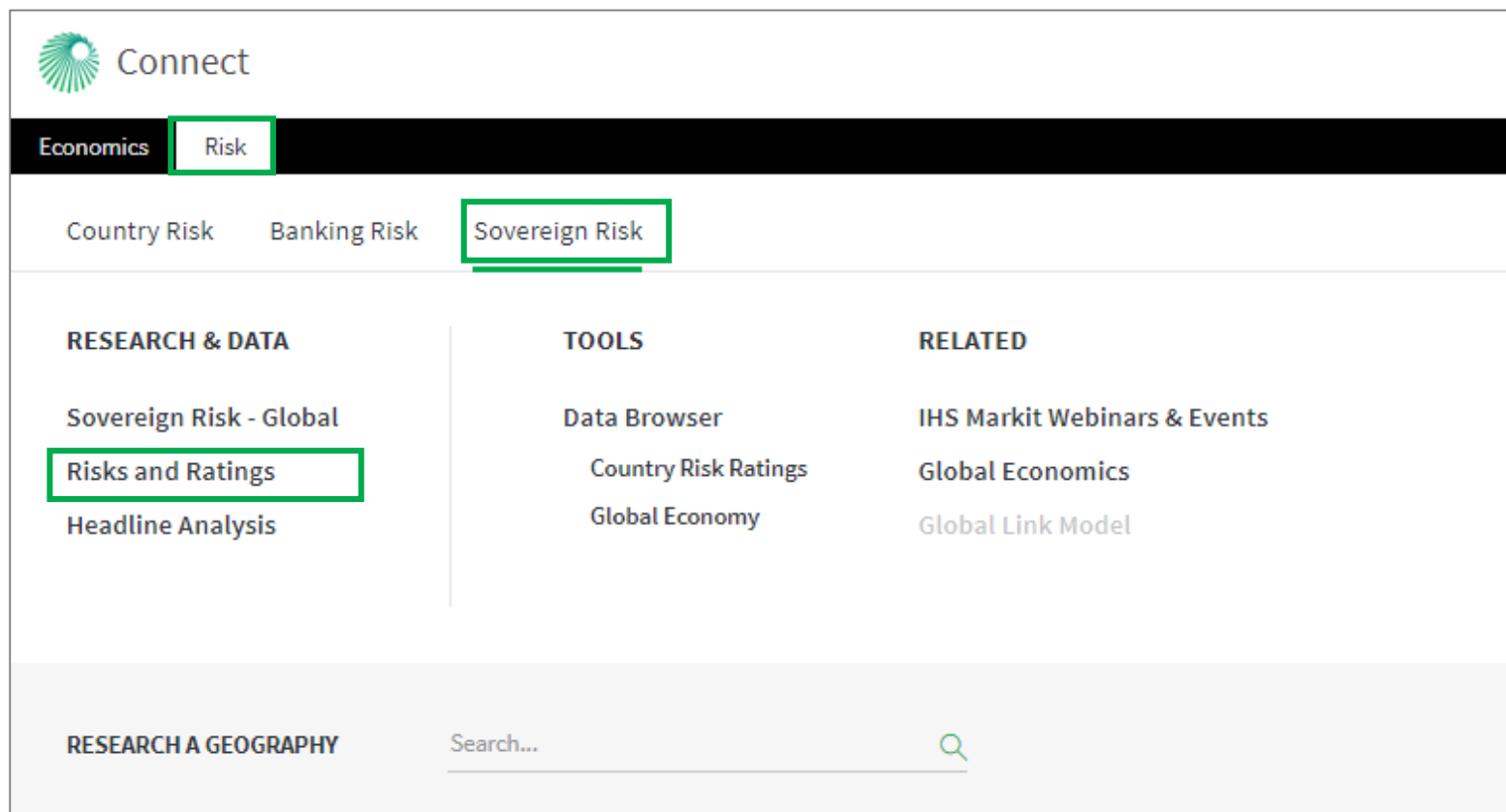


The 'Follow This Page' dialog box (labeled 3) is shown, allowing users to name the search, specify the folder, and select the alert frequency. The 'Name' field is set to 'Americas News Alert', the 'Folder' is set to 'Alerts', and the 'Notify me by email when this updates' checkbox is checked. The 'Immediate' frequency is selected.



Sovereign Risk - Risks and Ratings | Menu Page

In Connect, hover over the **Risk** menu > **Sovereign Risk** and click on **Risks and Ratings**



The screenshot shows the IHS Markit Connect interface. At the top, the 'Connect' logo is visible. Below it, a navigation bar contains 'Economics' and 'Risk'. The 'Risk' menu is highlighted with a green box. Under 'Risk', there are three sub-menus: 'Country Risk', 'Banking Risk', and 'Sovereign Risk'. The 'Sovereign Risk' menu is highlighted with a green box. Below the 'Sovereign Risk' menu, there are three columns of links: 'RESEARCH & DATA', 'TOOLS', and 'RELATED'. Under 'RESEARCH & DATA', there are three links: 'Sovereign Risk - Global', 'Risks and Ratings' (highlighted with a green box), and 'Headline Analysis'. Under 'TOOLS', there are three links: 'Data Browser', 'Country Risk Ratings', and 'Global Economy'. Under 'RELATED', there are three links: 'IHS Markit Webinars & Events', 'Global Economics', and 'Global Link Model'. At the bottom, there is a search bar with the text 'RESEARCH A GEOGRAPHY' and a search icon.

Sovereign Risk - Risks and Ratings

A league table for geographies' sovereign riskiness

1. Select **Sovereign Risk** tab to evaluate geographies' relative sovereign risk by comparing their risk scores.

2. Toggle between Ratings **Table** or **Map** View.

Country Risk

Sovereign Risk

Balance of Payments Risk

Map

Table

1

2

3

4

Profiles

Export

Investment Grade

Speculative Grade

Actual Default

2.5

10

25

40

47.5

55

60

65

70

75

100

Geography

Select All

Clear All

Regions

My Regions

Asia-Pacific

CIS

Europe

Latin America

Middle East

North Africa

North America

Sub-Saharan Africa

Filters

Rank

Geography

Short Term

Short Term Overall Rating / 100

Financial Risk / 60

Non-Financial Risk / 40

Outlook

Medium Term

Medium Term Overall Rating / 100

Financial Risk / 50

Non-Financial Risk / 50

Fitch Comparison

S&P Comparison

Moody's Comparison

Consensus Rating

1

Austria

⇒

AAA 0 Highest Quality

0

0

⇒

AAA 0 Highest Quality

0

0

Higher Risk

Higher Risk

Higher Risk

0 AAA

1

Canada

⇒

AAA 0 Highest Quality

0

0

⇒

AAA 0 Highest Quality

0

0

Similar Risk

Similar Risk

Similar Risk

0 AAA

1

Denmark

⇒

AAA 0 Highest Quality

0

0

⇒

AAA 0 Highest Quality

0

0

Similar Risk

Similar Risk

Similar Risk

0 AAA

1

Finland

⇒

AAA 0 Highest Quality

0

0

⇒

AAA 0 Highest Quality

0

0

Higher Risk

Higher Risk

Higher Risk

0 AAA

1

Germany

⇒

AAA 0 Highest Quality

0

0

⇒

AAA 0 Highest Quality

0

0

Similar Risk

Similar Risk

Similar Risk

0 AAA

1

Liechtenstein

⇒

AAA 0 Highest Quality

0

0

⇒

AAA 0 Highest Quality

0

0

Not Rated

Similar Risk

Not Rated

0 AAA

1

Luxembourg

⇒

AAA 0 Highest Quality

0

0

⇒

AAA 0 Highest Quality

0

0

Similar Risk

Similar Risk

Similar Risk

0 AAA

1

Netherlands

⇒

AAA 0 Highest Quality

0

0

⇒

AAA 0 Highest Quality

0

0

Similar Risk

Similar Risk

Similar Risk

0 AAA

1

Norway

⇒

AAA 0 Highest Quality

0

0

⇒

AAA 0 Highest Quality

0

0

Similar Risk

Similar Risk

Similar Risk

0 AAA

3. Eleven color-coded risk bands (Investment Grade to Actual Default) provide a threshold to compare risks between geographies and regions.

4. Read about **methodology** for the risk rating system and risk definitions by clicking on the information icon.



Sovereign Risk - Risks and Ratings

Country Risk Sovereign Risk Banking Risk

Map Table Q3 2019

Investment Grade Speculative Grade Actual Default

2.5 10 25 40 47.5 55 60 65 70 75 100

| Rank | Geography | Currency Category | Outlook | Short Term | | | Medium Term | | |
|------|---------------|-------------------|---------|---------------------------------|---------------------|-------------------------|----------------------------------|-----------------------|-------------------------|
| | | | | Short Term Overall Rating / 100 | Financial Risk / 60 | Non-Financial Risk / 40 | Medium Term Overall Rating / 100 | Financial Risk / 50 | Non-Financial Risk / 40 |
| 1 | Austria | Hard | ⇒ | AAA 0 Highest Quality | 0 | 0 | ⇒ | AAA 0 Highest Quality | 0 |
| 1 | Canada | Hard | ⇒ | AAA 0 Highest Quality | 0 | 0 | ⇒ | AAA 0 Highest Quality | 0 |
| 1 | Denmark | Hard | ⇒ | AAA 0 Highest Quality | 0 | 0 | ⇒ | AAA 0 Highest Quality | 0 |
| 1 | Finland | Hard | ⇒ | AAA 0 Highest Quality | 0 | 0 | ⇒ | AAA 0 Highest Quality | 0 |
| 1 | Germany | Hard | ⇒ | AAA 0 Highest Quality | 0 | 0 | ⇒ | AAA 0 Highest Quality | 0 |
| 1 | Liechtenstein | Hard | ⇒ | AAA 0 Highest Quality | 0 | 0 | ⇒ | AAA 0 Highest Quality | 0 |
| 1 | Luxembourg | Hard | ⇒ | AAA 0 Highest Quality | 0 | 0 | ⇒ | AAA 0 Highest Quality | 0 |

Filters

Geography Select All Clear All

Regions My Regions

My Asia

Austria

Currency Category: Hard Currency

Medium Term Overall Risk Rating

AAA 0 Highest Quality as of: 9 Jul 2019

Last Change: from AA 5 Very High Quality to AAA 0 Highest Quality, 28 Feb 2006

Outlook: ⇒

Country Reports: Sovereign risk service: Medium-term: Report - Austria

Country Reports: Sovereign risk service: Medium-term: Rating statement - Austria

Last Headline Analysis:

Fitch revises Austria's outlook to Positive from Stable, affirms AA+ rating as robust growth improves debt dynamics

24 Jul 2018 - IHS Economics and Country Risk

Calendar effects help to boost Austrian export and import growth to around 10% y/y in April

Use the Filter tab to select geographies or create custom groupings using **My Regions**.

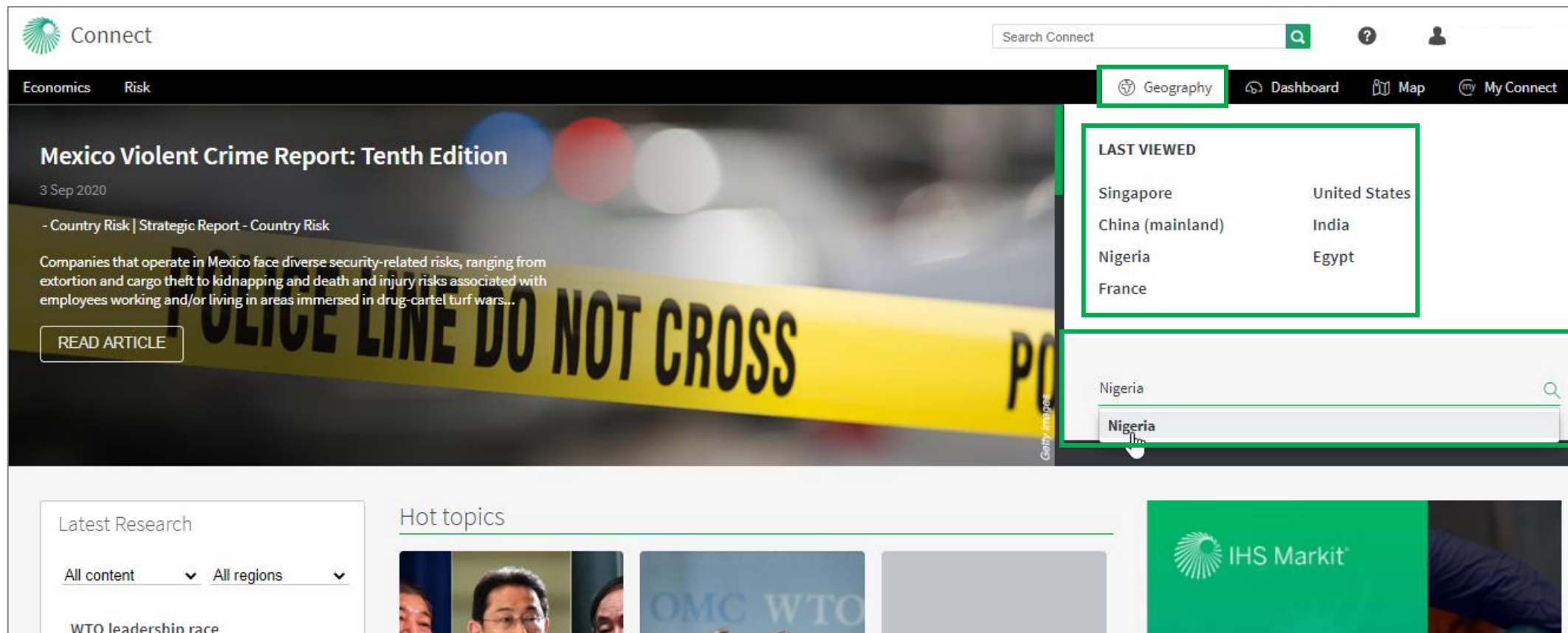
Click the rating to display country/territory reports which shows reason for the rating along with ratings breakdown for both, short and medium-term risks.



Geography

Geography – Menu Page

In Connect, hover over the **Geography** menu to access individual geographies.



The screenshot shows the IHS Markit Connect website interface. The top navigation bar includes the 'Connect' logo, a search bar, and a user profile icon. The main navigation menu features 'Economics' and 'Risk' tabs, with the 'Geography' menu item highlighted. A dropdown menu for 'Geography' is open, displaying a list of 'LAST VIEWED' geographies: Singapore, United States, China (mainland), India, Nigeria, and Egypt. Below this, a search bar for geographies is shown with 'Nigeria' entered and a dropdown list of suggestions. The main content area features a large article titled 'Mexico Violent Crime Report: Tenth Edition' with a 'READ ARTICLE' button. The bottom section includes 'Latest Research' filters and 'Hot topics' with a grid of images and text.

The last viewed geographies are listed here.

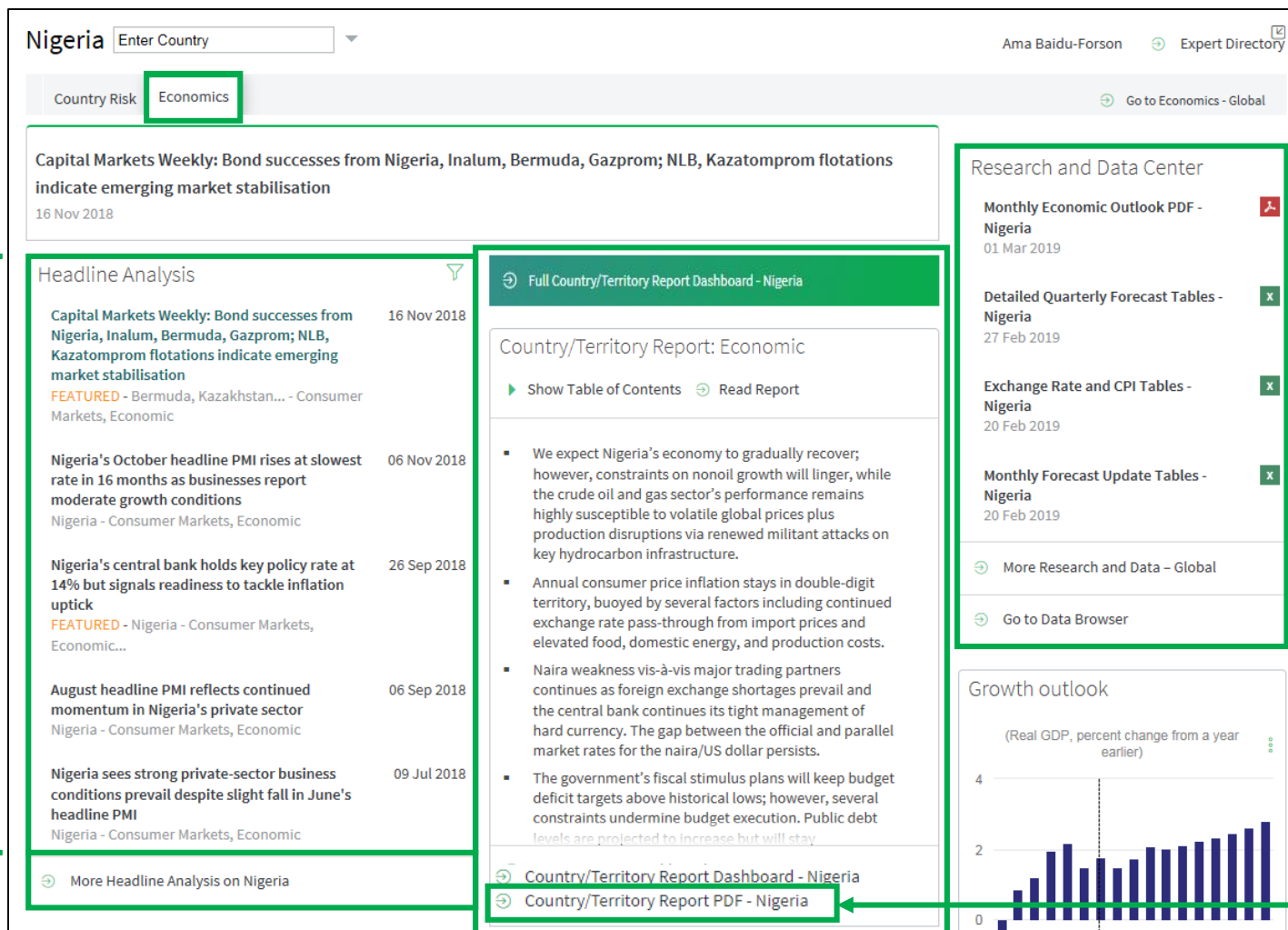
Type the geography's name in the search bar.

Geography – Economics

Economics: Individual geography views on the **economic** prospects for the selected geography.

The **Economics** tab displays daily analysis, special reports and macroeconomics data and charts.

Headline Analysis displays the latest economic articles for the selected geography.



Nigeria

Ama Baidu-Forson [Expert Directory](#)

[Go to Economics - Global](#)

Country Risk **Economics**

Capital Markets Weekly: Bond successes from Nigeria, Inalum, Bermuda, Gazprom; NLB, Kazatomprom flotations indicate emerging market stabilisation
16 Nov 2018

Headline Analysis

Capital Markets Weekly: Bond successes from Nigeria, Inalum, Bermuda, Gazprom; NLB, Kazatomprom flotations indicate emerging market stabilisation
16 Nov 2018
FEATURED - Bermuda, Kazakhstan... - Consumer Markets, Economic

Nigeria's October headline PMI rises at slowest rate in 16 months as businesses report moderate growth conditions
06 Nov 2018
Nigeria - Consumer Markets, Economic

Nigeria's central bank holds key policy rate at 14% but signals readiness to tackle inflation uptick
26 Sep 2018
FEATURED - Nigeria - Consumer Markets, Economic...

August headline PMI reflects continued momentum in Nigeria's private sector
06 Sep 2018
Nigeria - Consumer Markets, Economic

Nigeria sees strong private-sector business conditions prevail despite slight fall in June's headline PMI
09 Jul 2018
Nigeria - Consumer Markets, Economic

[More Headline Analysis on Nigeria](#)

[Full Country/Territory Report Dashboard - Nigeria](#)

Country/Territory Report: Economic

[Show Table of Contents](#) [Read Report](#)

- We expect Nigeria's economy to gradually recover; however, constraints on nonoil growth will linger, while the crude oil and gas sector's performance remains highly susceptible to volatile global prices plus production disruptions via renewed militant attacks on key hydrocarbon infrastructure.
- Annual consumer price inflation stays in double-digit territory, buoyed by several factors including continued exchange rate pass-through from import prices and elevated food, domestic energy, and production costs.
- Naira weakness vis-à-vis major trading partners continues as foreign exchange shortages prevail and the central bank continues its tight management of hard currency. The gap between the official and parallel market rates for the naira/US dollar persists.
- The government's fiscal stimulus plans will keep budget deficit targets above historical lows; however, several constraints undermine budget execution. Public debt levels are projected to increase but will stay

[Country/Territory Report Dashboard - Nigeria](#)

[Country/Territory Report PDF - Nigeria](#)

Research and Data Center

Monthly Economic Outlook PDF - Nigeria
01 Mar 2019

Detailed Quarterly Forecast Tables - Nigeria
27 Feb 2019

Exchange Rate and CPI Tables - Nigeria
20 Feb 2019

Monthly Forecast Update Tables - Nigeria
20 Feb 2019

[More Research and Data - Global](#)

[Go to Data Browser](#)

Growth outlook

(Real GDP, percent change from a year earlier)

4
2
0

View **preformatted spreadsheets tables** containing latest forecasts and publications.

The **Country/Territory Report** contains our latest outlook analysis by risk category. Click on the **Full Country/Territory Report Dashboard** link to navigate to all sections, to access analyst contact details and to track geography risk scores.

Click on **Country/Territory Report PDF** to download all sections of the report into a single document.



Geography – Economics


Economics: Individual geography views on the **economic** prospects for the selected geography.

Exportable **Key data table** highlights 5 key concepts from latest forecast.

KEY MACROECONOMIC INDICATORS

| | 2016 | 2017 | 2018 | 2019 | 2020 | 2021 | 2022 |
|--|----------|----------|----------|----------|----------|----------|----------|
| Exchange Rate, LCU per US\$, Period End | 304.50 | 305.50 | 306.50 | 316.56 | 331.93 | 348.93 | 368.03 |
| Real GDP, Growth Rate, Year-on-year | -1.62 | 0.81 | 1.72 | 1.99 | 2.41 | 3.00 | 3.50 |
| CPI, Year-on-year percent change | 15.69 | 16.51 | 12.10 | 11.41 | 10.50 | 10.31 | 10.17 |
| Nominal GDP (Gross Domestic Product), US\$ | 405.68 | 376.36 | 424.59 | 466.00 | 513.76 | 562.50 | 614.11 |
| Nominal GDP Per Capita, US\$ | 2,181.21 | 1,971.67 | 2,167.68 | 2,318.83 | 2,492.12 | 2,660.26 | 2,832.02 |

Latest PMI Releases

| Title | Release Date | Period | Latest | Previous | Change | Trend | Release | Report |
|-------------|--------------|--------|--------|----------|--------|---|---------|--------|
| Nigeria PMI | 5 Mar 2019 | Feb | 53.3 | 54.0 | -0.7 |  | | |

[More Releases](#)

Unless stated all data series are seasonally adjusted. All dates are in Coordinated Universal Time (UTC)

Service Bulletins

First-quarter 2019 Detailed Global Forecast release and key historical data revisions
28 Feb 2019
IHS Markit announces the release of its latest Detailed Forecast (WES) databank. Major revisions or methodology changes are also noted here.

February 2019 Interim Forecast revisions
19 Feb 2019
IHS Markit announces a revision to the United States data and forecast horizons in the latest Interim Forecast (GIIF) databank.

[More Service Bulletins](#)

Ranking Table, 2019

GDP (Bn US\$)

| Rank | Geography | 2019 |
|------|---------------|-----------|
| 1 | United States | 21,419.57 |
| 26 | Belgium | 524.61 |
| 27 | Nigeria | 466.00 |
| 28 | Austria | 451.07 |
| 205 | Tuvalu | 0.04 |

[Export to Excel](#)

[More Rankings](#)

METHODOLOGY & GLOSSARY

Global Economic Forecasting Methodology and Data Sourcing

Economic Glossary

Geography Ranking provides 15+ concepts by which to compare geographies around the globe.

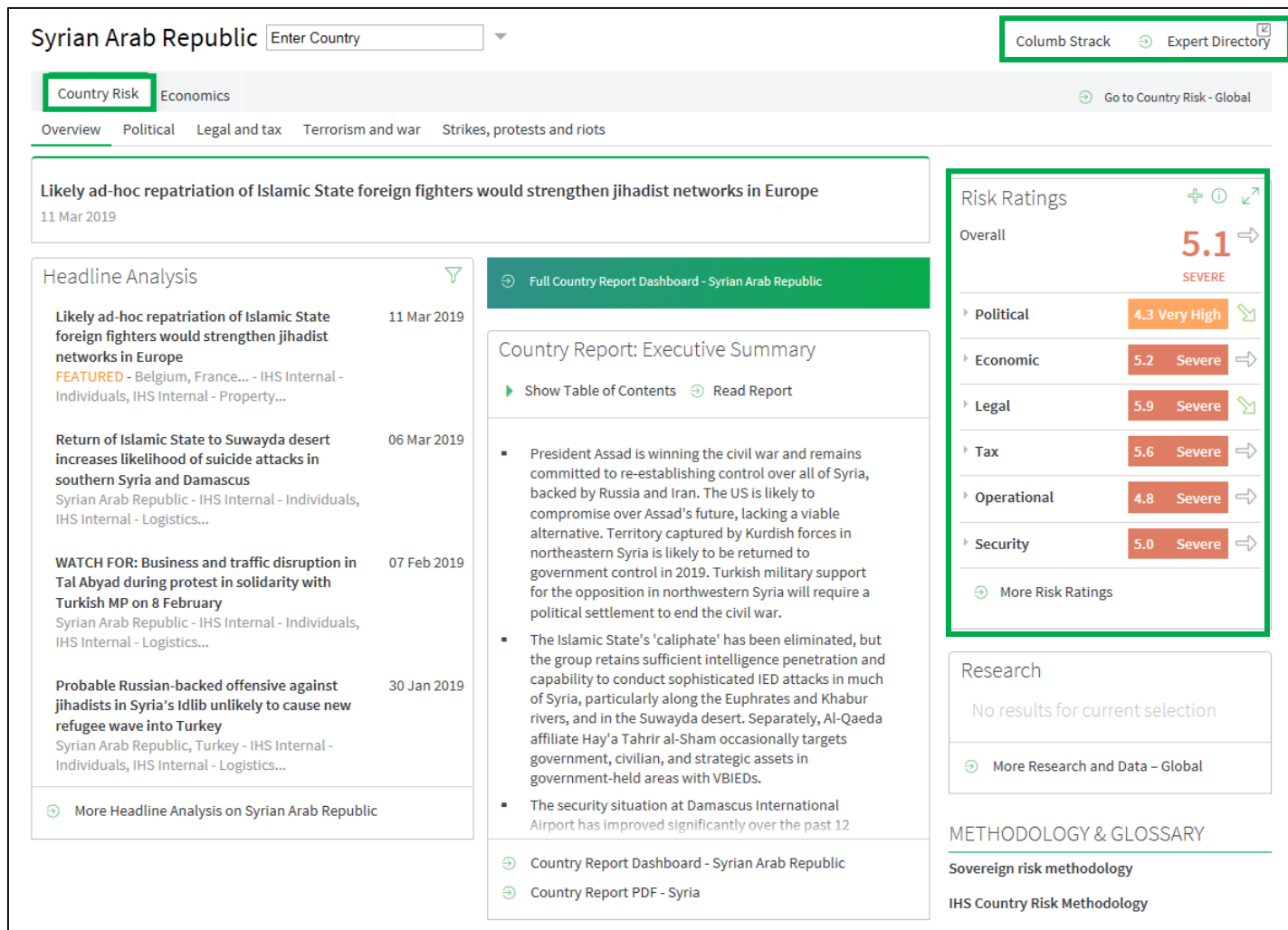
View our **Forecasting Methodology and Economic Glossary**.



Geography – Country Risk

Country Risk: Individual geography views on the **political** and **security** prospects for the selected geography.

The **Country Risk** tab focus on Political and Security topics. It displays daily analysis, intelligence events, special reports and geography's risk ratings.



Syrian Arab Republic

Columb Strack Expert Directory

Country Risk Economics

Go to Country Risk - Global

Overview Political Legal and tax Terrorism and war Strikes, protests and riots

Likely ad-hoc repatriation of Islamic State foreign fighters would strengthen jihadist networks in Europe
11 Mar 2019

Headline Analysis

Likely ad-hoc repatriation of Islamic State foreign fighters would strengthen jihadist networks in Europe
11 Mar 2019
FEATURED - Belgium, France... - IHS Internal - Individuals, IHS Internal - Property...

Return of Islamic State to Suwayda desert increases likelihood of suicide attacks in southern Syria and Damascus
06 Mar 2019
Syrian Arab Republic - IHS Internal - Individuals, IHS Internal - Logistics...

WATCH FOR: Business and traffic disruption in Tal Abyad during protest in solidarity with Turkish MP on 8 February
07 Feb 2019
Syrian Arab Republic - IHS Internal - Individuals, IHS Internal - Logistics...

Probable Russian-backed offensive against jihadists in Syria's Idlib unlikely to cause new refugee wave into Turkey
30 Jan 2019
Syrian Arab Republic, Turkey - IHS Internal - Individuals, IHS Internal - Logistics...

More Headline Analysis on Syrian Arab Republic

Full Country Report Dashboard - Syrian Arab Republic

Country Report: Executive Summary

Show Table of Contents Read Report

- President Assad is winning the civil war and remains committed to re-establishing control over all of Syria, backed by Russia and Iran. The US is likely to compromise over Assad's future, lacking a viable alternative. Territory captured by Kurdish forces in northeastern Syria is likely to be returned to government control in 2019. Turkish military support for the opposition in northwestern Syria will require a political settlement to end the civil war.
- The Islamic State's 'caliphate' has been eliminated, but the group retains sufficient intelligence penetration and capability to conduct sophisticated IED attacks in much of Syria, particularly along the Euphrates and Khabur rivers, and in the Suwayda desert. Separately, Al-Qaeda affiliate Hay'a Tahrir al-Sham occasionally targets government, civilian, and strategic assets in government-held areas with VBIEDs.
- The security situation at Damascus International Airport has improved significantly over the past 12

Country Report Dashboard - Syrian Arab Republic

Country Report PDF - Syria

Risk Ratings

Overall 5.1 SEVERE

Political 4.3 Very High

Economic 5.2 Severe

Legal 5.9 Severe

Tax 5.6 Severe

Operational 4.8 Severe

Security 5.0 Severe

More Risk Ratings

Research

No results for current selection

More Research and Data - Global

METHODOLOGY & GLOSSARY

Sovereign risk methodology

IHS Country Risk Methodology

The **Analyst** following the geography can be reached directly. Click on the name or click on **Expert Directory** to see their contact details.

The Risk Ratings table displays the **Geography Risk Scores**.



Geography – Sovereign Risk Country/Territory Page

Sovereign Risk: Individual geography views on the **sovereign risk** prospects for the selected geography.

1. Daily data release **commentary** and **analysis** of sovereign risk-relevant developments.

2. Access the short & medium- term sovereign **risk rating statement** from the country/territory report.

4. The Risk Ratings table displays the **Sovereign Risk Scores**.

3. View **preformatted spreadsheet tables** containing latest forecasts.

Syrian Arab Republic

Enter Country

Automotive

Country Risk

Economics

Energy

Life Sciences

Overview

Sovereign risk

Banking risk

Political

Legal and tax

Terrorism and war

Strikes, protests and riots

Go to Sovereign Risk - Global

IHS Markit revises Syria's short-term and medium-term sovereign risk rating outlook to Stable

3 Aug 2017

Headline Analysis

1

IHS Markit revises Syria's short-term and medium-term sovereign risk rating outlook to Stable

03 Aug 2017

Consumer Markets, Economic...

Syria slashes official exchange rate, but large gap with black market rate persists

28 Aug 2013

Consumer Markets, Economic...

Syria clamps down on foreign currency transactions to slow pound's decline

06 Aug 2013

Consumer Markets, Economic...

Syria tightens up on imports to limit foreign-currency demand

19 Jun 2013

Consumer Markets, Economic...

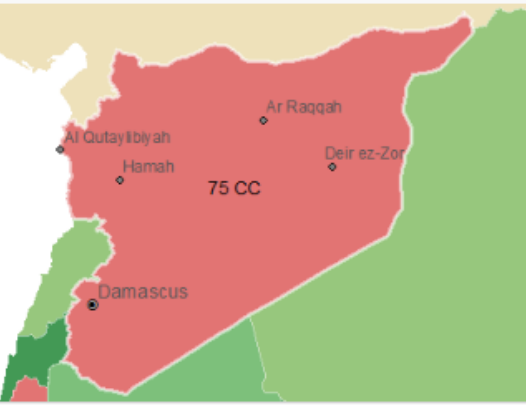
More Headline Analysis on Syrian Arab Republic

Sovereign Risk Map

Risk: Short Term Overall Rating

Local view

Region view



Short Term Risk Ratings

4

Short Term Overall Rating / 100

75

CC 75 ACTUAL DEFAULT

Financial Risk / 60

35

Non-Financial Risk / 40

40

More Risk Ratings

Medium Term Risk Ratings

85

Medium Term Overall Rating / 100

C 85 POOREST QUALITY

Financial Risk / 50

45

Non-Financial Risk / 50

40

Consensus Rating

85

More Risk Ratings

COUNTRY REPORT: SOVEREIGN RISK

2

Short-term sovereign risk rating statement

Although Bashar al-Assad has virtually won the civil war, Syria's short-term sovereign rating is severely constrained by the sizeable amount of unresolved debt arrears, capital flight, the collapse of tourism and oil revenues, and punitive sanctions on the country. Due to years of conflict, Syria's economy is battered, and foreign-exchange earnings are expected to continue subdued as the country needs billions of dollars to restart the economy. Hence, Syria's ability to finance its imports is being strained with the country's foreign-exchange reserves reaching

Research and Data Center

3

External Debt Tables - Syria

7 Jun 2019

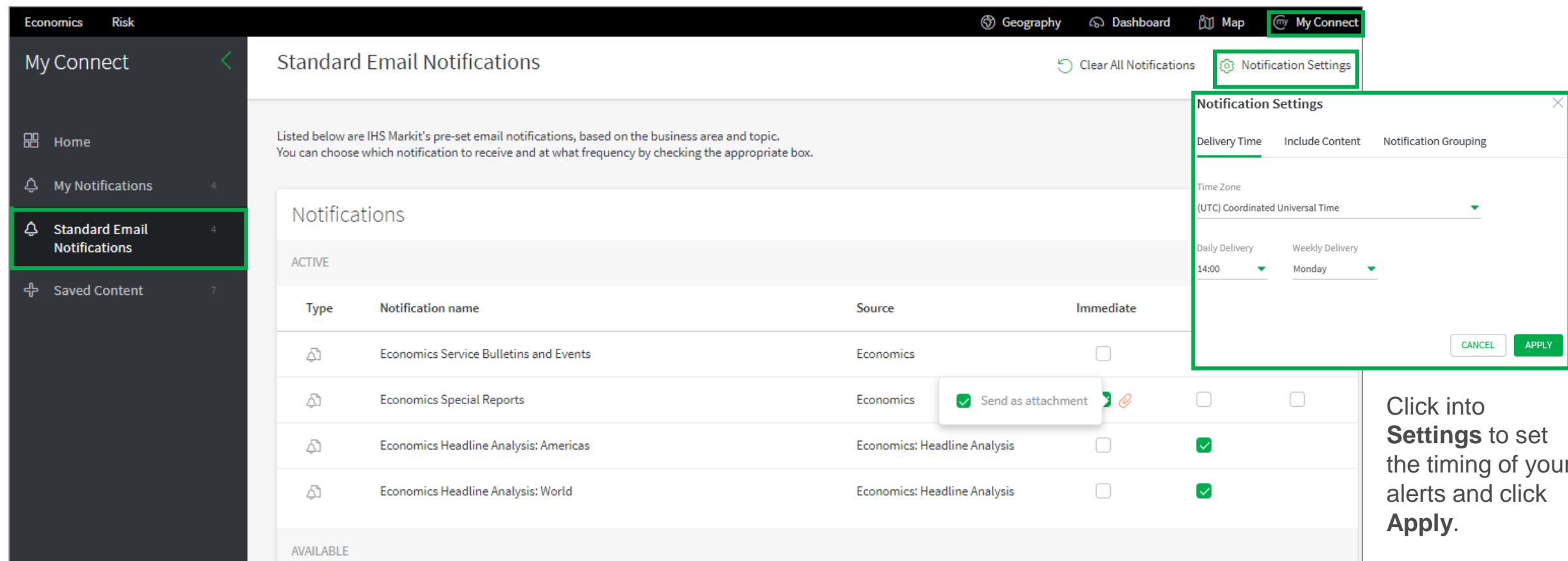


My Connect

Email alert options, access to saved content and Report Builder

My Connect – Email Notifications

Click on **My Connect** to manage **Email Notifications** by selecting/deselecting the check boxes in the **Immediate**, **Daily** or **Weekly** columns



Standard Email Notifications

Listed below are IHS Markit's pre-set email notifications, based on the business area and topic. You can choose which notification to receive and at what frequency by checking the appropriate box.

| Type | Notification name | Source | Immediate | Daily | Weekly |
|-----------|--|------------------------------|-------------------------------------|-------------------------------------|--------------------------|
| ACTIVE | | | | | |
| | Economics Service Bulletins and Events | Economics | <input type="checkbox"/> | | |
| | Economics Special Reports | Economics | <input checked="" type="checkbox"/> | <input type="checkbox"/> | <input type="checkbox"/> |
| | Economics Headline Analysis: Americas | Economics: Headline Analysis | <input type="checkbox"/> | <input checked="" type="checkbox"/> | |
| | Economics Headline Analysis: World | Economics: Headline Analysis | <input type="checkbox"/> | <input checked="" type="checkbox"/> | |
| AVAILABLE | | | | | |

Notification Settings

Delivery Time Include Content Notification Grouping

Time Zone
(UTC) Coordinated Universal Time

Daily Delivery: 14:00
Weekly Delivery: Monday

CANCEL **APPLY**



Send as attachment

Click into **Settings** to set the timing of your alerts and click **Apply**.

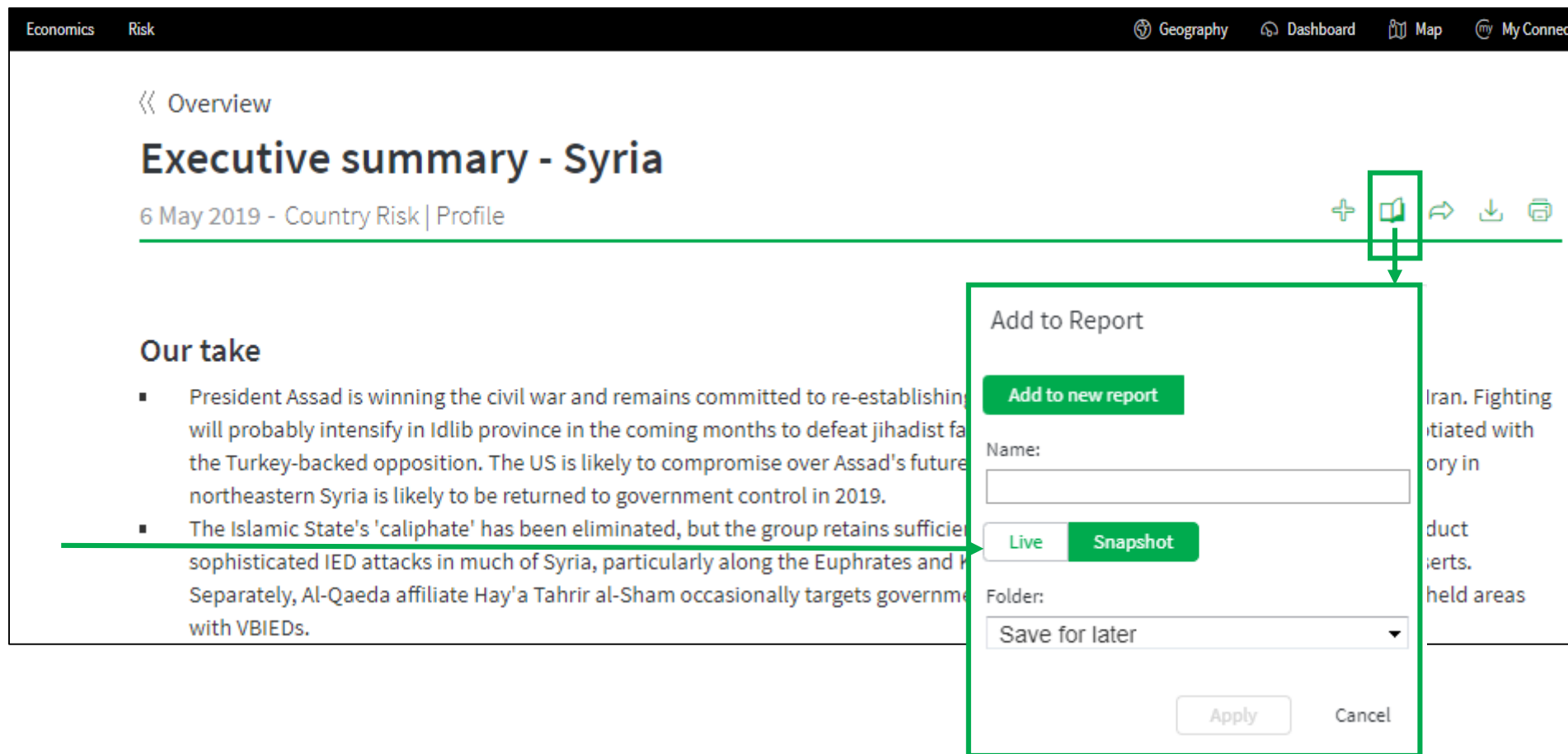


My Connect – Saving Content



When navigating the platform, save content into **My Connect** to access it later or to build a report

Click on the  icon to save the content to My Connect. Alternatively, click on the **Add to Report** icon  to build your own report.

Set the content to **Live** to get the latest updates or to **Snapshot**.



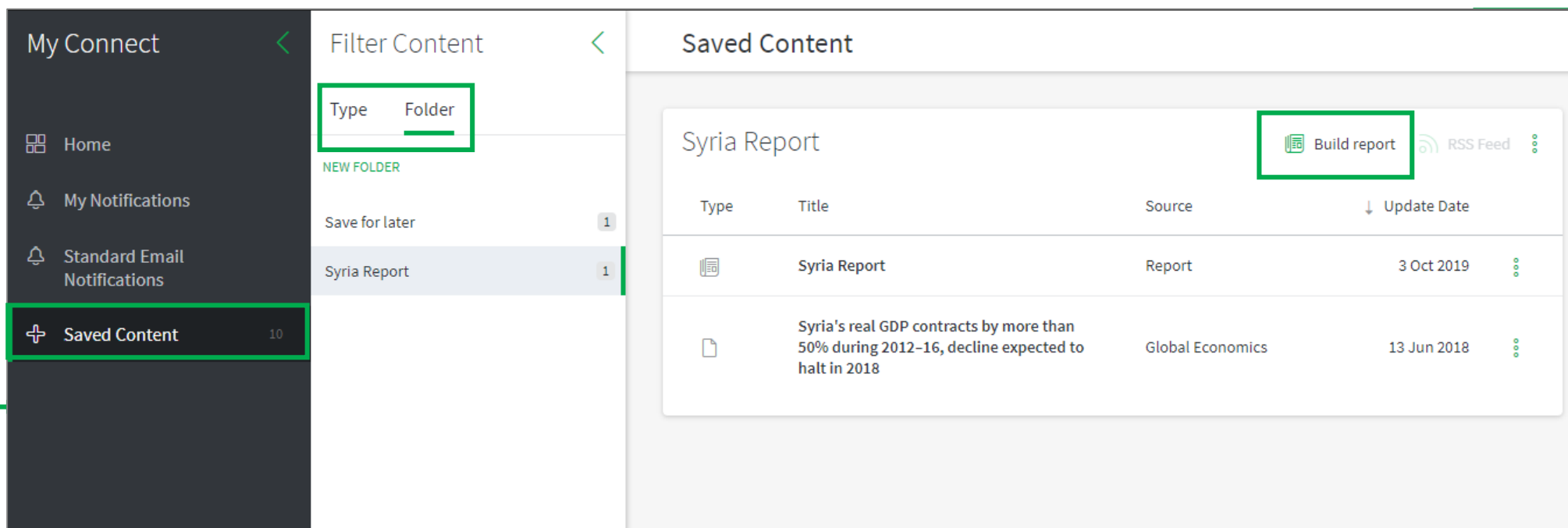
The screenshot shows the IHS Markit platform interface. At the top, there's a navigation bar with 'Economics' and 'Risk' tabs. On the right, there are links for 'Geography', 'Dashboard', 'Map', and 'My Connect'. The main content area is titled 'Overview' and 'Executive summary - Syria', dated '6 May 2019 - Country Risk | Profile'. Below this, there's a section 'Our take' with two bullet points. A green box highlights the 'Add to Report' icon (a book icon) in the top right corner of the content area. A modal window titled 'Add to Report' is open, showing options to 'Add to new report', 'Live', and 'Snapshot'. The 'Folder' dropdown is set to 'Save for later'. The 'Apply' and 'Cancel' buttons are at the bottom of the modal.

Click on the  icon to save the content to My Connect. Alternatively, click on the **Add to Report** icon  to build your own report.

Set the content to **Live** to get the latest updates or to **Snapshot**.

My Connect - Report Builder

On **My Connect**, access your saved content under **Content by Folder** and select **Build Report**



My Connect < Filter Content <

Type Folder

NEW FOLDER

Save for later 1

Syria Report 1

+ Saved Content 10

Syria Report

Build report RSS Feed

| Type | Title | Source | Update Date |
|------|--|------------------|-------------|
| | Syria Report | Report | 3 Oct 2019 |
| | Syria's real GDP contracts by more than 50% during 2012–16, decline expected to halt in 2018 | Global Economics | 13 Jun 2018 |

Retrieve
your saved
**Content by
Type or by
Folder.**

My Connect - Report Builder

On **Report Builder**, edit the report content and Export it to **PDF**, **Word** or **Save**

Review the Title, add Subtitle and Introduction.

Use Ordered By to arrange saved content by Country, by Type, and in Custom to drag and drop articles to your preferred order. Add your own section.

<< My Connect

Report Builder

Report Title: Syria Report

Subtitle:

Introduction:

CONTENT LIST

Ordered By: Country Type Custom Article content: Live Snapshot

Add your section

Forecast highlights: Economic - Syria
Syria , Research

Data - Near-term outlook: Economic - Syria
Syria , Research

Forecast assumptions : Economic - Syria
Syria , Research



Search and Custom Email Alerts

Search, Refine, Save your search criteria and enable Email Alerts

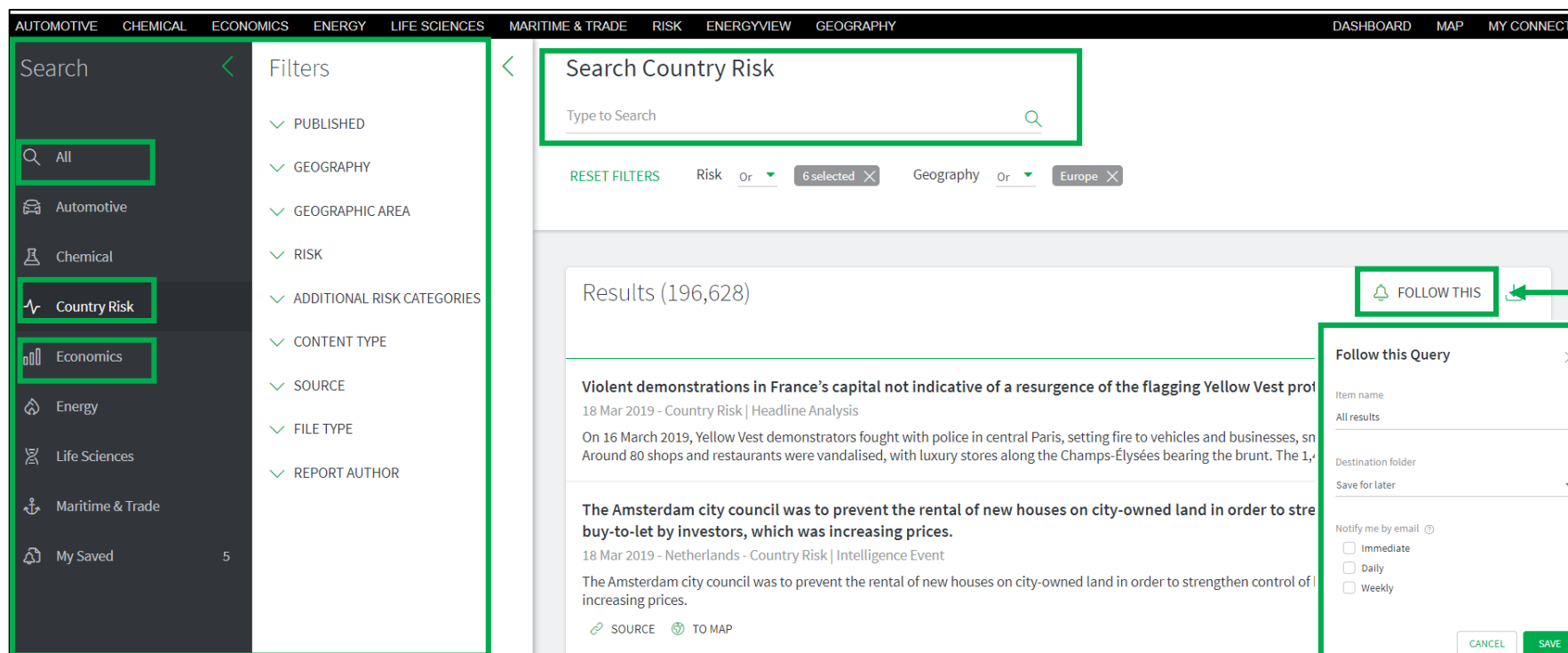
Search and Custom Email Alerts

In the **Search Connect** box, click on the magnifying glass icon to access the Search page

Search Connect



Refine your Search by selecting one of the following options on the left side: All, Country Risk or Economics. Apply Filters, such as Geography, Risk and Content Type. You can also type in search terms to further refine your search.



The screenshot displays the IHS Markit Search interface. The top navigation bar includes categories like AUTOMOTIVE, CHEMICAL, ECONOMICS, ENERGY, LIFE SCIENCES, MARITIME & TRADE, RISK, ENERGYVIEW, and GEOGRAPHY. The left sidebar shows search filters: All, Automotive, Chemical, Country Risk (highlighted), Economics (highlighted), Energy, Life Sciences, Maritime & Trade, and My Saved. The main content area is titled 'Search Country Risk' and shows a search bar with 'Type to Search'. Below the search bar, there are filters for 'Risk' (6 selected) and 'Geography' (Europe). The results section shows 'Results (196,628)' and lists two items: 'Violent demonstrations in France's capital not indicative of a resurgence of the flagging Yellow Vest protest' and 'The Amsterdam city council was to prevent the rental of new houses on city-owned land in order to strengthen control of the city'. A 'FOLLOW THIS' button is highlighted in the top right corner of the results section.

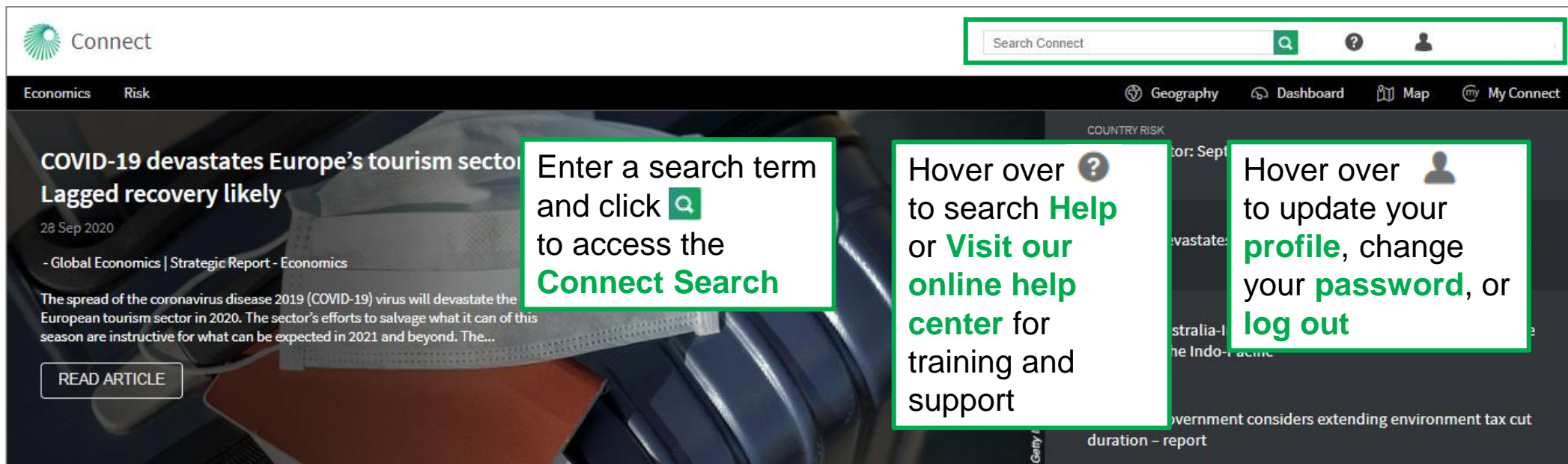
Click on **Follow This**, name your alert and choose/create a folder from the Folder menu. Select **Immediate**, **Daily** or **Weekly** from the **Notify me by email** options and click **Apply** to enable the email alert.



User Options

User Options

Access Search, Help, and your User Profile at the top of the page



The screenshot shows the top navigation bar of the IHS Markit Connect website. The main navigation bar includes the 'Connect' logo, a search bar, and icons for Help, User Profile, and a user icon. Below the main navigation bar, there are links for 'Economics' and 'Risk'. The main content area features a large article titled 'COVID-19 devastates Europe's tourism sector' with a 'READ ARTICLE' button. Three green callout boxes provide instructions on how to use the top navigation bar:

- Search Bar:** Enter a search term and click the magnifying glass icon to access the **Connect Search**.
- Help Icon:** Hover over the question mark icon to search **Help** or **Visit our online help center** for training and support.
- User Profile Icon:** Hover over the user icon to update your **profile**, change your **password**, or **log out**.

Contact Us

Contact Us

To schedule a complimentary Connect training, email us on IHSConnectTraining@ihsmarkit.com.

Americas

+1 800 447-2273

Europe, Middle East and Africa

+44 1344 328 300

Asia Pacific

+604 291 3600

Japan

+81 3 6262 1887

Email

Customercare@ihsmarkit.com

Mobile App

Access IHS Markit Connect anywhere, anytime for the information, insight and analytics necessary to make critical decisions. Download the free Connect [iPad](#) and [Smartphone](#) apps to your mobile device.

