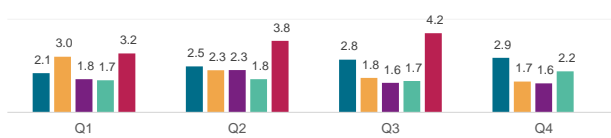


Securities Lending Returns in iBoxx EUR Corporates Index

IHS Markit iBoxx EUR Corporates Index is designed to reflect the performance of the EUR denominated investment grade corporate debt issued by public or private corporations. The index rules aim to offer a broad coverage of the EUR bond universe, whilst upholding minimum standards of investability and liquidity. IHS Markit Securities Finance provides the securities lending return made from the bonds in the index since 2015 and further provides a break down by fee categories, ratings & years to maturity as well as the level of Utilization in the index constituents. There are currently 3261 bonds on loan out of the 3449 bonds in the index.

SL Returns to Lendable (bps) : Quarterly Comparison

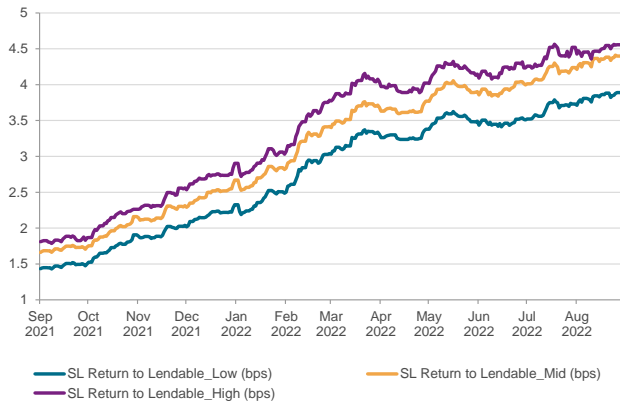


Indexed Utilization	2018	2019	2020	2021	2022*
End of Year Utilization Levels	118.6	76.6	89.7	130.4	174.9
YOY change	51%	-35%	17%	45%	34%

Index base date : 1st Jan 2015

* As of 31st Aug 2022

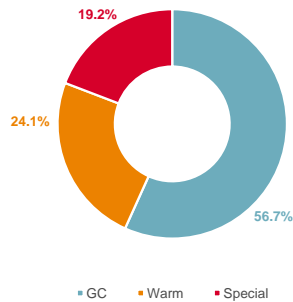
SL Returns to Lendable : Sep 21 to Aug 22



Period	SL Return to Lendable_Low (bps)		SL Return to Lendable_Mid (bps)		SL Return to Lendable_High (bps)	
	2022	2021	2022	2021	2022	2021
Annualized	2022	2021	2022	2021	2022	2021
Jan	2.4	1.4	2.7	1.6	2.9	1.7
Feb	2.8	1.5	3.2	1.7	3.5	1.8
Mar	3.2	1.6	3.6	1.9	4.0	2.0
Apr	3.3	1.5	3.6	1.8	3.9	1.9
May	3.5	1.6	3.9	1.8	4.2	1.9
Jun	3.5	1.5	3.9	1.7	4.2	1.8
Jul	3.7	1.4	4.2	1.7	4.4	1.8
Aug	3.8	1.4	4.3	1.7	4.5	1.8
Sep	-	1.5	-	1.7	-	1.8
Oct	-	1.7	-	2.0	-	2.1
Nov	-	1.9	-	2.2	-	2.4
Dec	-	2.2	-	2.5	-	2.7
YTD	3.3	1.5	3.7	1.7	4.0	1.8
Full Year	3.3	1.6	3.7	1.9	4.0	2.0
Sep 21 to Aug 22	2.8		3.1		3.4	

SL Revenue Contribution by Fee Categories

Annual Contribution by Fee Categories: Sep 21 to Aug 22



Period	GC Contribution		Warm Contribution		Special Contribution		Warm Securities		Special Securities	
	2022	2021	2022	2021	2022	2021	2022	2021	2022	2021
Month	2022	2021	2022	2021	2022	2021	2022	2021	2022	2021
Jan	59%	78%	17%	17%	23%	6%	294	202	38	23
Feb	61%	82%	18%	14%	21%	4%	304	187	41	18
Mar	55%	80%	25%	16%	20%	4%	412	169	50	21
Apr	53%	85%	26%	11%	21%	5%	477	185	54	19
May	51%	85%	28%	11%	21%	4%	566	171	64	17
Jun	49%	85%	31%	11%	20%	4%	607	175	68	17
Jul	48%	84%	32%	10%	20%	6%	617	170	73	19
Aug	46%	83%	33%	10%	20%	6%	618	164	83	20
Sep	-	82%	-	11%	-	7%	-	165	-	18
Oct	-	75%	-	11%	-	14%	-	173	-	22
Nov	-	71%	-	15%	-	14%	-	262	-	26
Dec	-	64%	-	19%	-	17%	-	299	-	32

SL Revenue and SL Return to Lendable by Years to Maturity and Ratings for Aug 2022

Ratings	SL Return to Lendable (bps)	SL Revenue Contribution
AAA	2.1	0.2%
AA	3.9	7.0%
A	3.1	29.3%
BBB	5.4	63.5%

Years to Maturity	SL Return to Lendable (bps)	SL Revenue Contribution
3 Years and Less	2.7	17.4%
Between 3 and 5 Years	4.3	27.5%
Between 5 and 7 Years	5.3	21.8%
7 Years and more	5.5	33.3%

Notes

SL Return to Lendable_Low	Returns from securities lending relative to lendable value from all the lender funds who are part of the IHS Markit Securities Finance group. Finance trades are removed from our calculation
SL Return to Lendable_Mid	Returns from securities lending relative to lendable value from only those lender funds with active loans in respective market areas that are part of the index. Funds are classified as active on a daily basis for individual market areas. Finance trades are removed from our calculation. This metric is used in the report unless stated otherwise
SL Return to Lendable_High	Returns from securities lending relative to lendable value from only those lender funds with the highest loan value that represent 80% of the cumulative loan value in respective market areas that are part of the index. Funds are classified on a daily basis for individual market areas within the index. Finance trades are removed from our calculation
Indexed Utilization	Indexed Utilization tracks the daily change in lender loan value relative to lendable value calculated for the iBoxx index with an index base date of 1st Jan 2015 where the index is set to a base value of 100
Fee Classification	Securities with value weighted average securities lending fee of <= 35 bps are classified as GC, > 35 bps & <= 150 bps are classified as Warm and > 150 bps are classified as Special. This fee classification is done on a daily basis