



# Energy

Connect™ User Guide

2019

# Table of Contents

[Connect Login Instructions](#)

[Energy Menu](#)

Energy Capabilities

- > [Upstream Oil & Gas](#)
- > [Oil Markets, Midstream and Downstream](#)
- > [Power, Gas, Coal and Renewables](#)
- > [Energy-Wide Perspectives](#)
- > [Mobility Portal](#)
- > [Energy Advisory Service & EV](#)

Research Page Navigation

- > [Upstream Oil & Gas](#)
- > [Oil Markets, Midstream and Downstream](#)
- > [Power, Gas, Coal and Renewables](#)
- > [Energy-Wide Perspectives](#)

[My Connect](#) (email alerts and saved research)

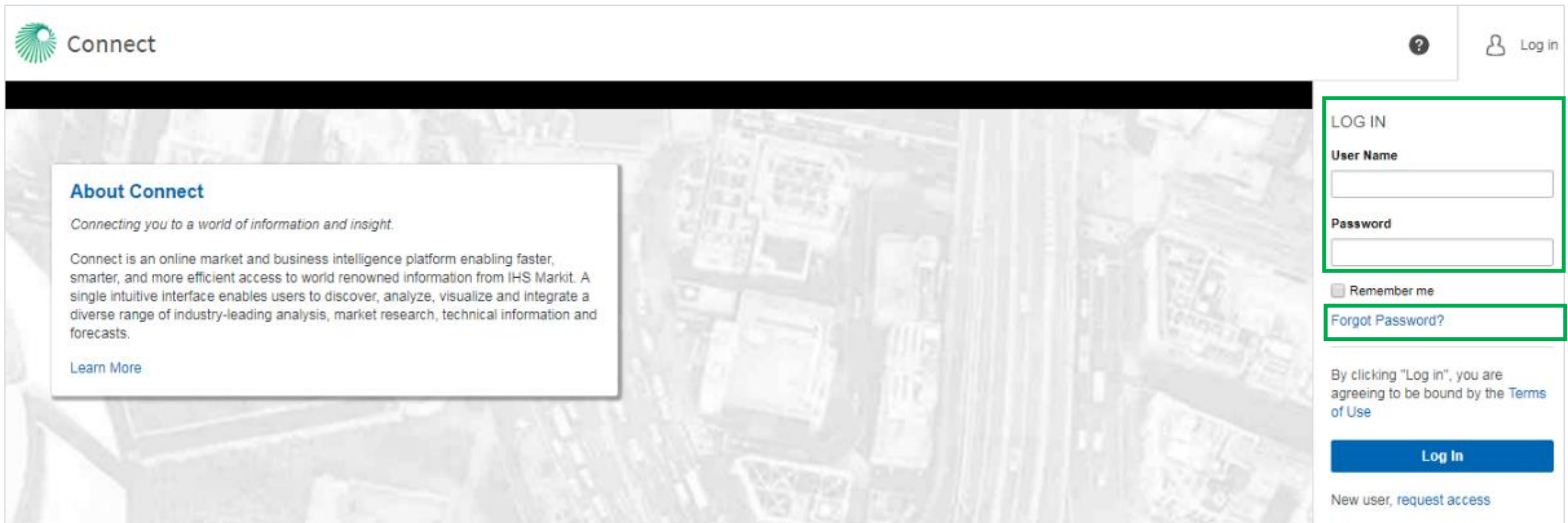
[Contact Us](#)

# Connect Login Instructions


## Connect Login Instructions

Go to [connect.ihs.com](https://connect.ihs.com) and log in with your Username and Password.

Click on 'Forgot Password?' to reset your password.



The screenshot shows the Connect login page. On the left, there is a section titled "About Connect" with a sub-header "About Connect" and a description: "Connecting you to a world of information and insight. Connect is an online market and business intelligence platform enabling faster, smarter, and more efficient access to world renowned information from IHS Markit. A single intuitive interface enables users to discover, analyze, visualize and integrate a diverse range of industry-leading analysis, market research, technical information and forecasts." Below this is a "Learn More" link. On the right, there is a login form with the following elements: a "LOG IN" header, a "User Name" input field, a "Password" input field, a "Remember me" checkbox, a "Forgot Password?" link, a "Log In" button, and a "New user, request access" link. The "Forgot Password?" link and the "Log In" button are highlighted with a green border in the original image.

 Connect ? Log in

**LOG IN**

**User Name**

**Password**

Remember me

[Forgot Password?](#)

By clicking "Log in", you are agreeing to be bound by the [Terms of Use](#)

**Log In**

[New user, request access](#)

# Connect New User Registration

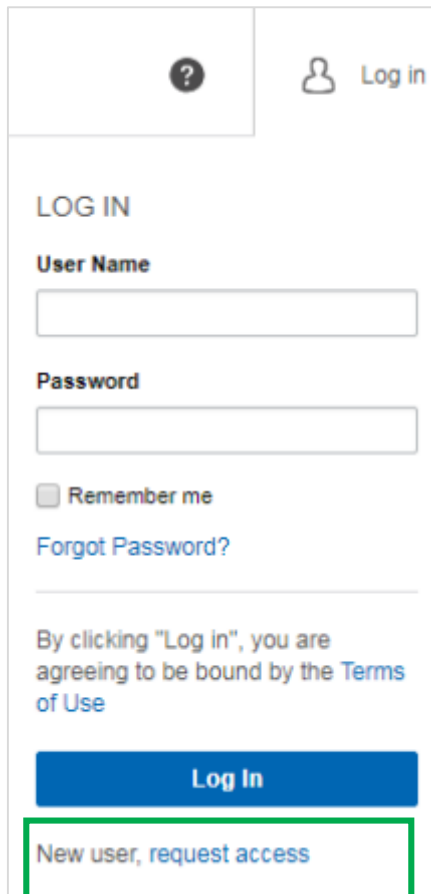
Go to [connect.ihs.com](https://connect.ihs.com) and request access.



Follow 4 steps for Connect registration



Go to [connect.ihs.com](https://connect.ihs.com) and login



LOG IN

User Name

Password

Remember me

[Forgot Password?](#)

By clicking "Log in", you are agreeing to be bound by the [Terms of Use](#)

**Log In**

**New user, request access**

1. Enter your corporate email address.
2. Complete your profile. (Enter Connect in the Product Used field)
3. Accept the terms of service.
4. Complete Your Registration

Once you are provided with access, you will receive an email confirmation from [customercare@ihsmarkit.com](mailto:customercare@ihsmarkit.com) with your login instructions.

## Self Registration Step 1: Enter your email address

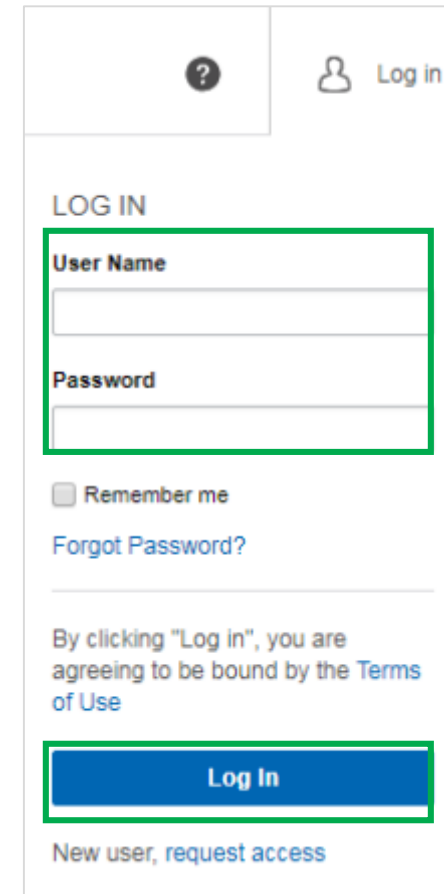
### Create a personal account

Please enter a valid corporate e-mail address to begin.

Email address:

## Self Registration Step 2: Complete your profile

Please complete your profile. Required fields are indicated by \*. We will keep your information confidential. We never share with third parties.



LOG IN

User Name

Password

Remember me

[Forgot Password?](#)

By clicking "Log in", you are agreeing to be bound by the [Terms of Use](#)

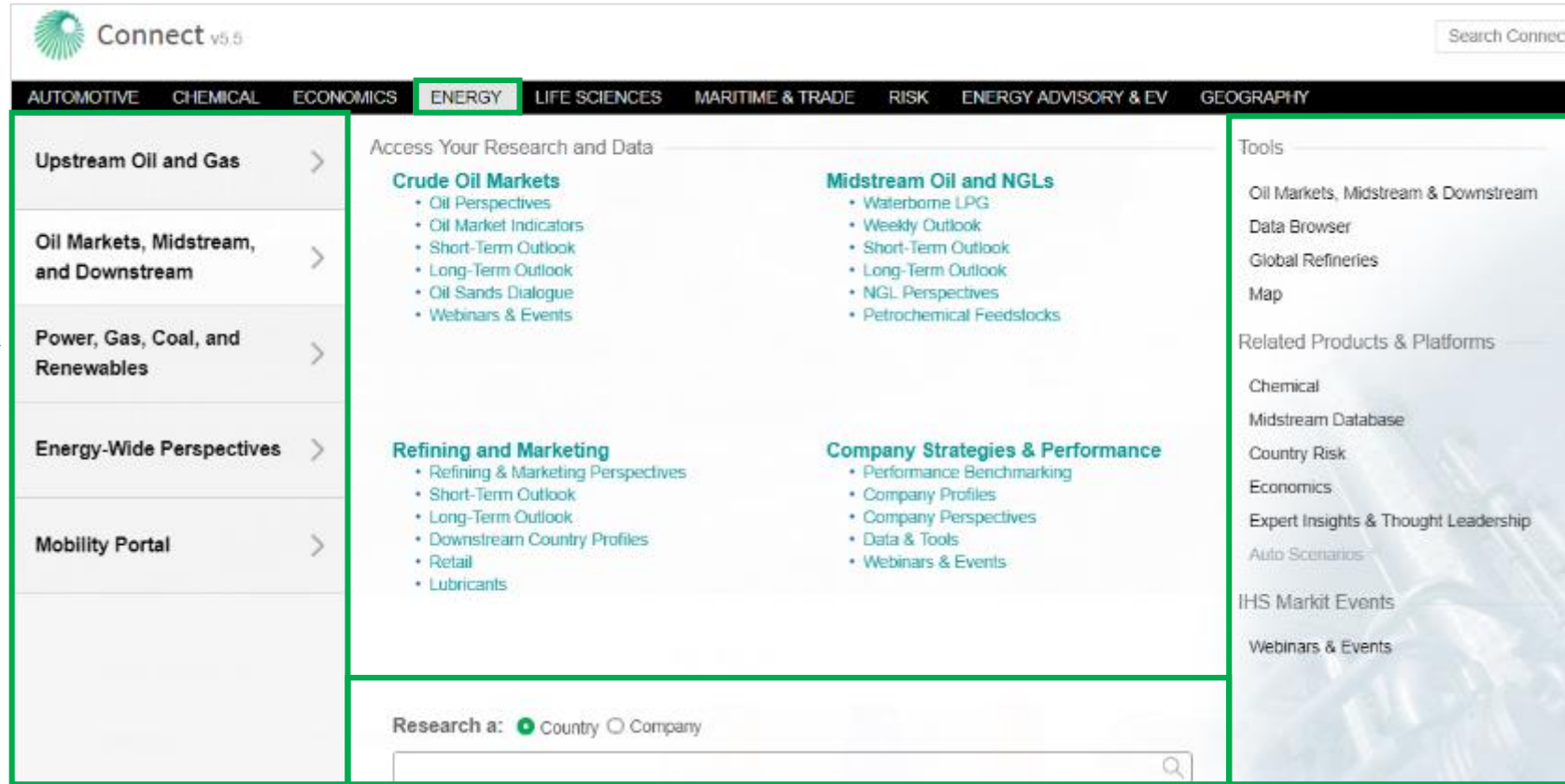
**Log In**

**New user, request access**

# Energy Menu

# Energy Menu Navigation

Hover over **Energy** in the black menu bar to browse Energy research and analysis.



The left side navigation features tabs by energy sector.

Quick access to relevant **Tools, Related Products and Platforms** and **Events.**

Direct access to **Country or Company** pages.

*Menu options will appear based on the user's access or company subscription.*

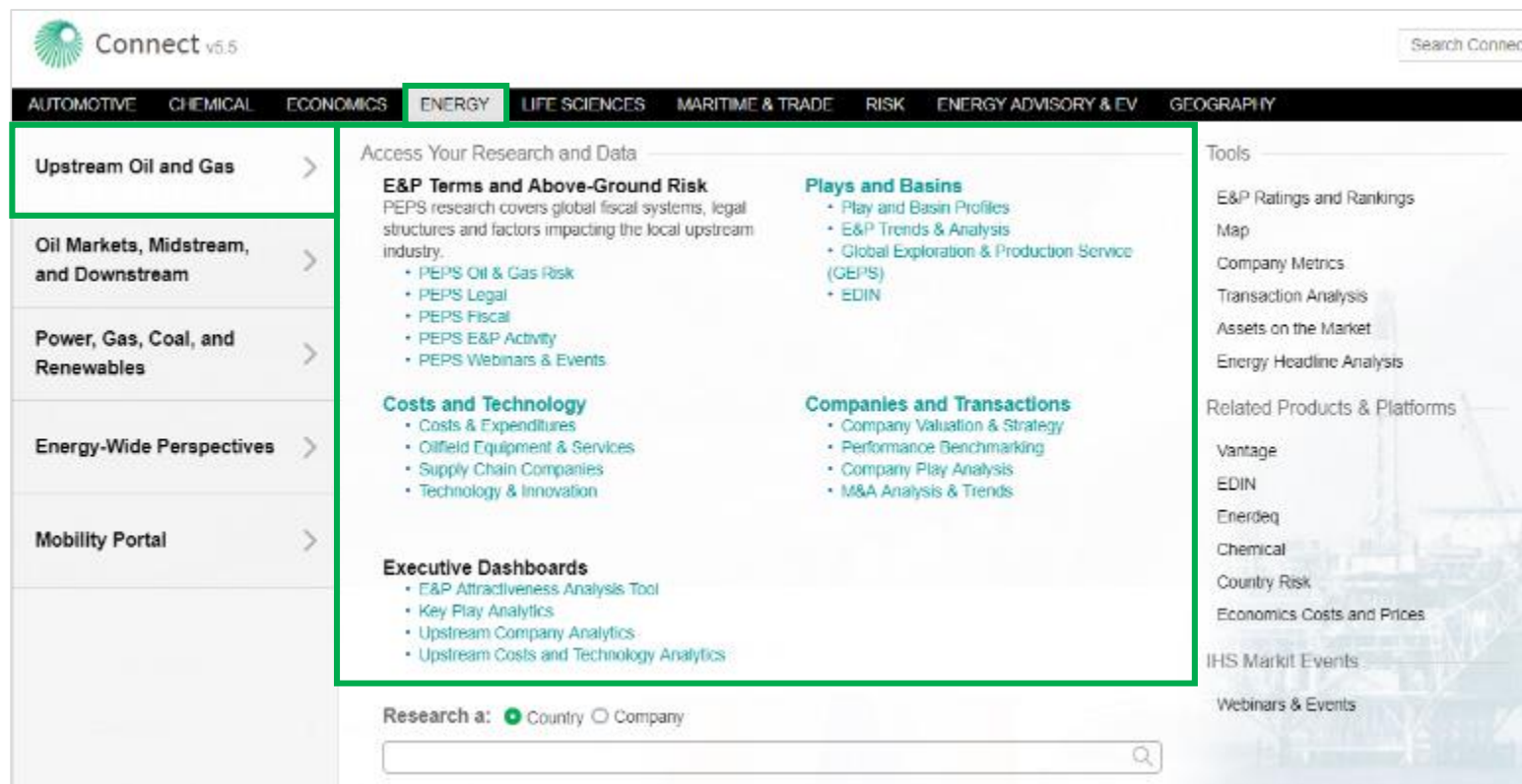
# Energy Capabilities



# Energy: Upstream Oil and Gas

Focus on **Research and Data** destinations within that topic area. **Upstream Oil and Gas** contains the following topics of coverage:

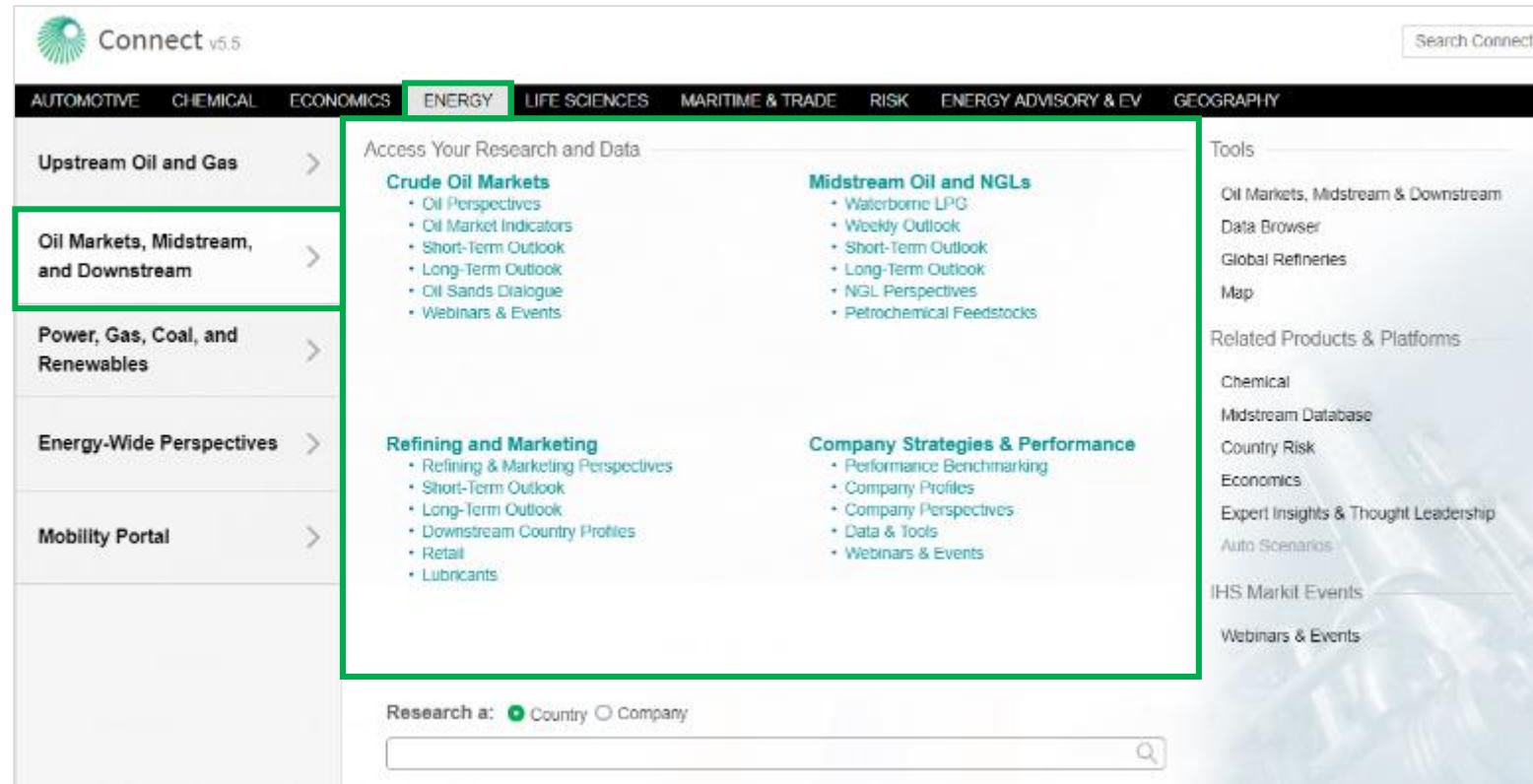
- **E&P Terms and Above-Ground Risk:** Understand factors that affect ROI.
- **Plays and Basins:** Assess plays and basins, including development scenarios, competitive landscape analysis and success requirements.
- **Costs and Technology:** Find objective market intelligence, indexes and forecasts for upstream project costs, service and equipment sectors, and technology innovation.
- **Companies and Transactions:** Compare and benchmark company strategy, performance and valuation. Get insight into oil and gas mergers, acquisitions and divestitures.
- **Executive Dashboards:** Visualize and customize data.



# Energy: Oil Markets, Midstream, and Downstream

Focus on **Research and Data** destinations within that topic area. **Oil Markets** contains the following topics of coverage:

- **Crude Oil Markets:** Focuses on structural changes that shape the market & influence your business with a consolidated view on potential inflection points in oil markets & signposts.
- **Midstream Oil and NGL:** Shows market value & impact of petchem feedstock demand growth for sellers & producers of NGL, and identifies evolving LPG trade patterns & impact on pricing & shipping.
- **Refining and Marketing:** Provides country demand projections for fuels, refinery capacity, crude & feedstock qualities, throughput & utilization, retail fuel volumes & distribution, and lubricants analysis & data.
- **Company Strategies and Performance:** Allows you to benchmark the refining & marketing businesses and strategies of major downstream operators.



The screenshot displays the IHS Markit Connect v5.5 website interface. The top navigation bar includes categories: AUTOMOTIVE, CHEMICAL, ECONOMICS, ENERGY (highlighted), LIFE SCIENCES, MARITIME & TRADE, RISK, ENERGY ADVISORY & EV, and GEOGRAPHY. A search bar is located in the top right corner.

The main content area is titled "Access Your Research and Data" and is divided into four sections:

- Crude Oil Markets:**
  - Oil Perspectives
  - Oil Market Indicators
  - Short-Term Outlook
  - Long-Term Outlook
  - Oil Sands Dialogue
  - Webinars & Events
- Midstream Oil and NGLs:**
  - Waterborne LPG
  - Weekly Outlook
  - Short-Term Outlook
  - Long-Term Outlook
  - NGL Perspectives
  - Petrochemical Feedstocks
- Refining and Marketing:**
  - Refining & Marketing Perspectives
  - Short-Term Outlook
  - Long-Term Outlook
  - Downstream Country Profiles
  - Retail
  - Lubricants
- Company Strategies & Performance:**
  - Performance Benchmarking
  - Company Profiles
  - Company Perspectives
  - Data & Tools
  - Webinars & Events

On the left side, there is a sidebar menu with the following items: Upstream Oil and Gas, Oil Markets, Midstream, and Downstream (highlighted), Power, Gas, Coal, and Renewables, Energy-Wide Perspectives, and Mobility Portal.

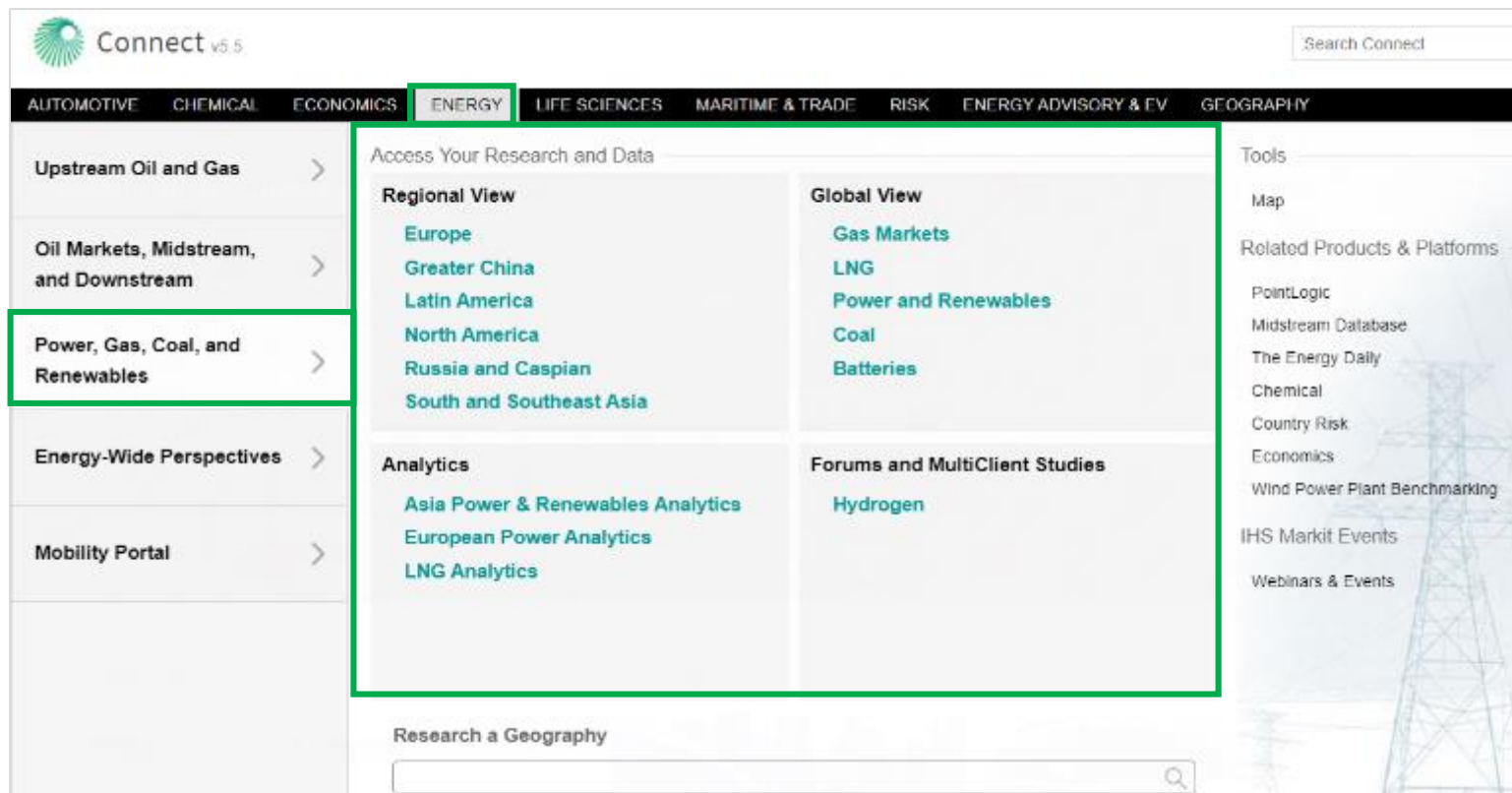
On the right side, there is a "Tools" section with the following items: Oil Markets, Midstream & Downstream, Data Browser, Global Refineries, Map, and Related Products & Platforms (Chemical, Midstream Database, Country Risk, Economics, Expert Insights & Thought Leadership, Auto Scenarios, IHS Markit Events, Webinars & Events).

At the bottom, there is a "Research a:" section with radio buttons for "Country" (selected) and "Company", and a search input field.

## Energy: Power, Gas, Coal and Renewables

Focus on **Research and Data** destinations within that topic area. **Power, Gas, Coal and Renewables** contains the following topics of coverage:

- **Global Gas:** Provides a unique perspective on changing gas markets for both short-term market monitoring and long-term strategy decisions.
- **LNG:** Provides timely data and analysis on assets, competitive behavior, and regional and global markets across the entire liquefied natural gas (LNG) value chain.
- **Power and Renewables:** Features analysis and data on market fundamentals, the policy landscape and changing consumer demands.
- **Coal:** Provides international coal benchmark pricing and market data – from biweekly in-depth reports to real-time email alerts.
- **Batteries:** Provides data, analysis and insight to help all stakeholders in the battery industry keep track of the latest developments, understand the outlook for the market, and make strategic decisions or assess potential investments.
- **Analytics:** Custom platforms that allow for interactive access to datasets and unique visualizations.
- **Hydrogen:** studies considering the potential role of hydrogen in a low-carbon economy.



The screenshot displays the IHS Markit Connect v5.5 website interface. The top navigation bar includes categories: AUTOMOTIVE, CHEMICAL, ECONOMICS, ENERGY (highlighted), LIFE SCIENCES, MARITIME & TRADE, RISK, ENERGY ADVISORY & EV, and GEOGRAPHY. A search bar labeled 'Search Connect' is in the top right.

The main content area is titled 'Access Your Research and Data' and is divided into four quadrants:

- Regional View:** Europe, Greater China, Latin America, North America, Russia and Caspian, South and Southeast Asia.
- Global View:** Gas Markets, LNG, Power and Renewables (highlighted), Coal, Batteries.
- Analytics:** Asia Power & Renewables Analytics, European Power Analytics, LNG Analytics.
- Forums and MultiClient Studies:** Hydrogen.

A sidebar on the left contains navigation options: Upstream Oil and Gas, Oil Markets, Midstream, and Downstream, Power, Gas, Coal, and Renewables (highlighted), Energy-Wide Perspectives, and Mobility Portal.

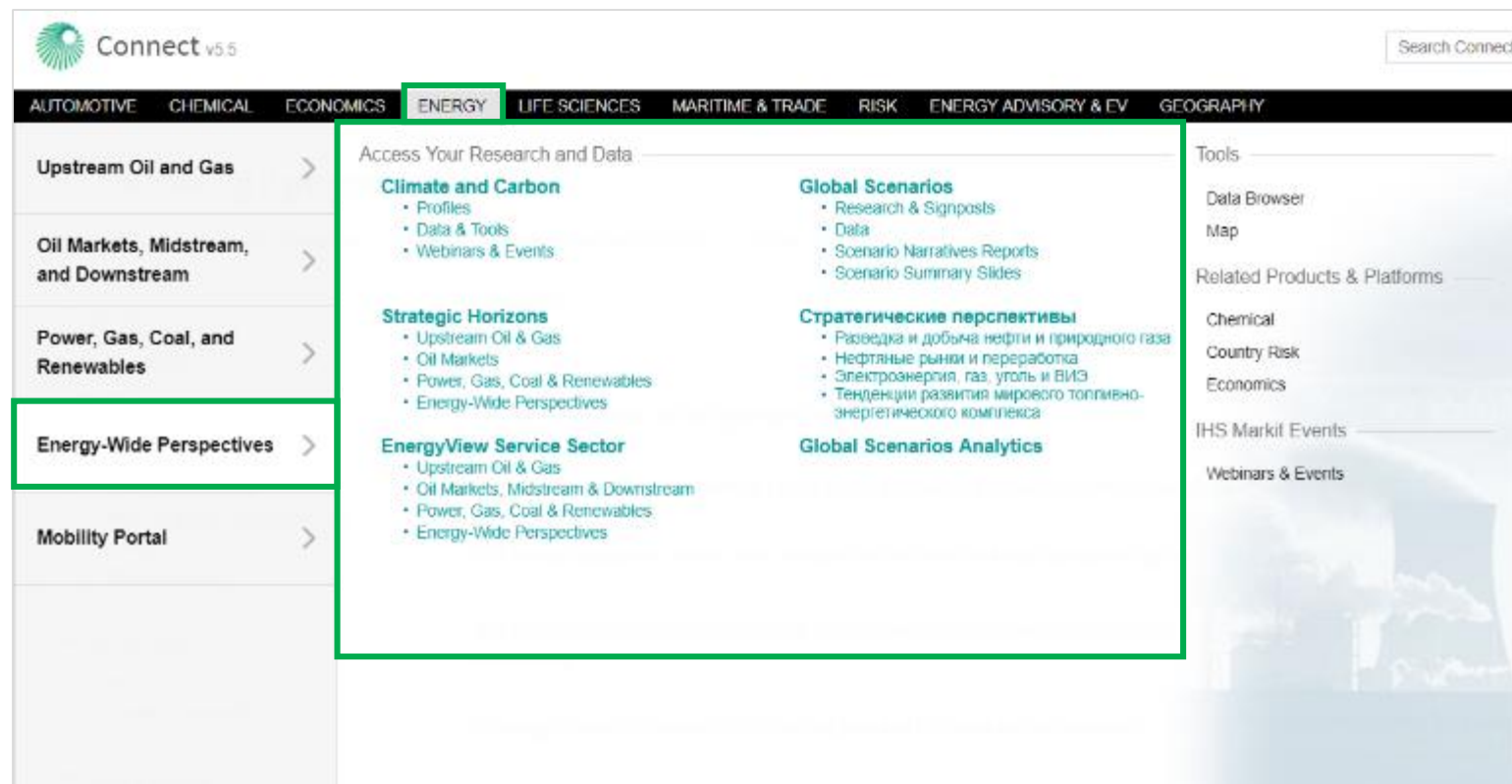
A sidebar on the right lists 'Tools' (Map), 'Related Products & Platforms' (PointLogic, Midstream Database, The Energy Daily, Chemical, Country Risk, Economics, Wind Power Plant Benchmarking), and 'IHS Markit Events' (Webinars & Events).

At the bottom, there is a search bar labeled 'Research a Geography'.

## Energy: Energy-Wide Perspectives

Focus on **Research and Data** destinations within that topic area. **Energy-Wide Perspectives** contains the following topics of coverage:

- **Climate and Carbon:** Critical intelligence on the impact of climate and carbon policy and regulation on the energy sector and insight on the global coverage of markets, policies and technology.
- **Global Scenarios:** Integrated global long-term forecasts for all fuels under three different scenario narratives.
- **Strategic Horizons:** Analytical briefings from across Energy capabilities in Upstream Oil and Gas; Oil Markets, Midstream and Downstream; Power, Gas, Coal, and Renewables and Energy-Wide Perspectives.
- **EnergyView Service Sector:** Designed for service sector clients and is a comprehensive and unique offering which bundles our energy research content for companies that are engaged in energy markets around the world.
- **Global Scenarios Analytics:** Data visualization tool in a dynamic, interactive visual format.

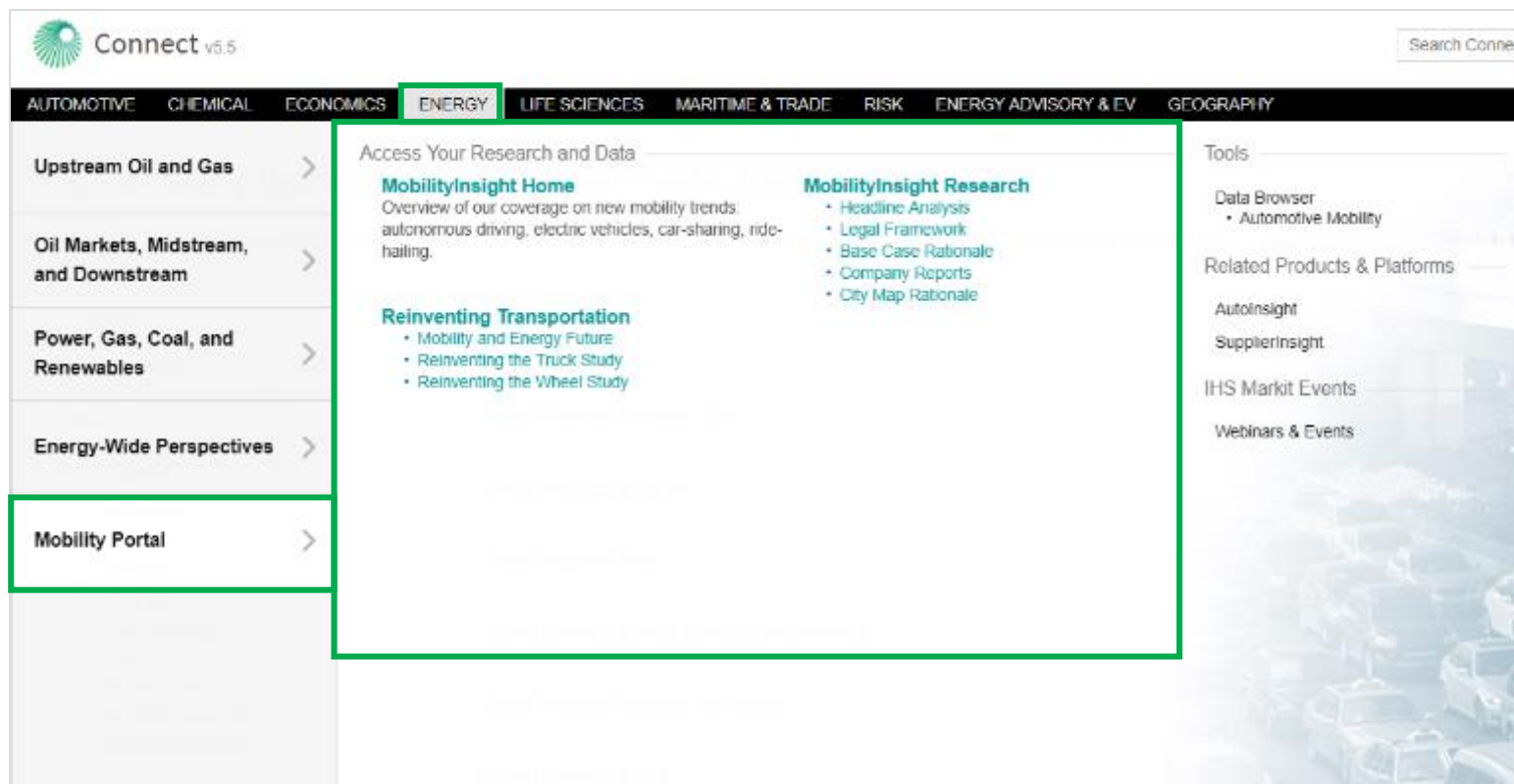




# Energy: Mobility Portal

Focus on **Research and Data** destinations within that topic area. **Mobility Portal** contains the following topics of coverage:

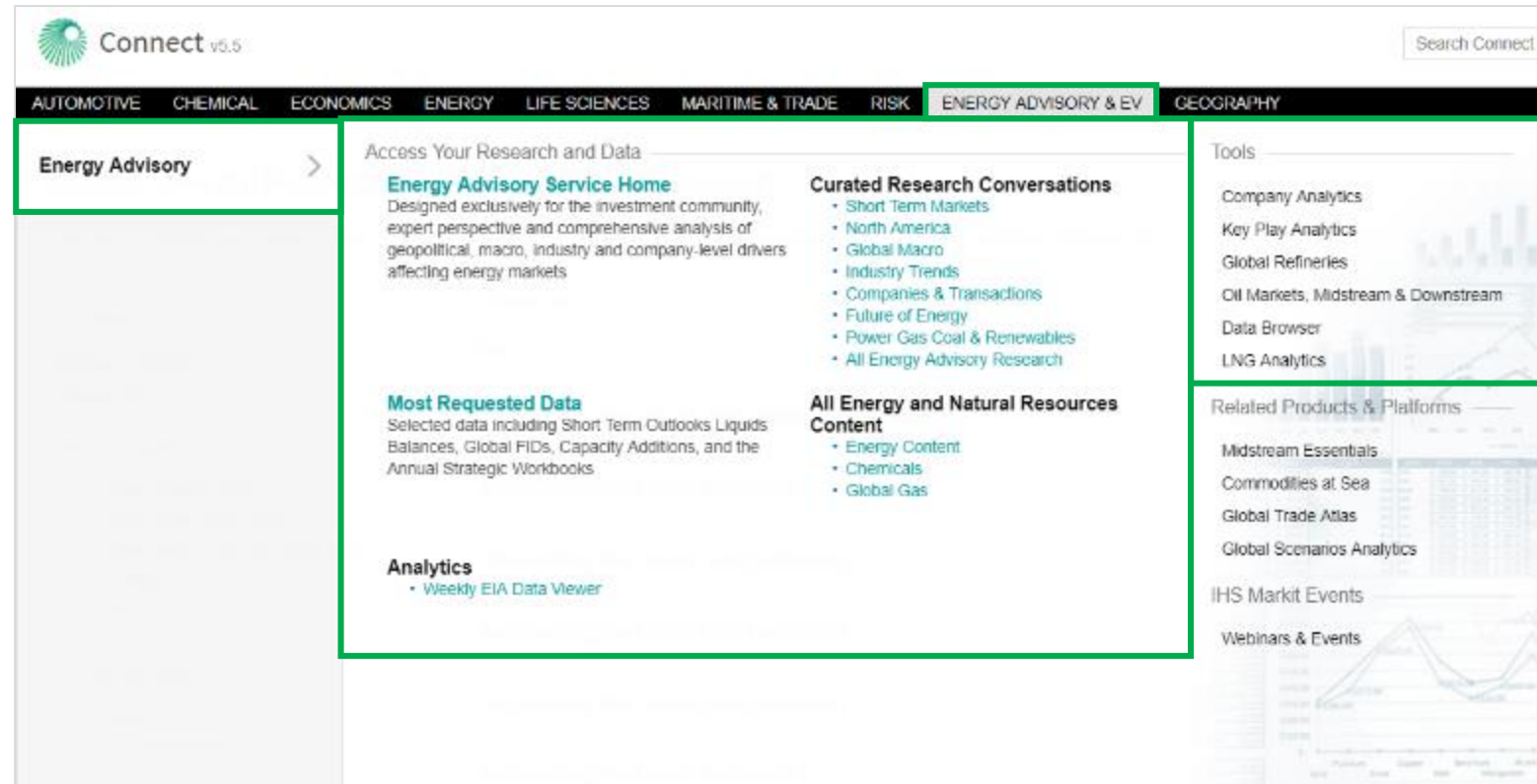
- **MobilityInsight Home:** Latest reports, headline analysis, and Mobility forecast dynamic chart.
- **MobilityInsight Research:** Insight into how autonomous cars, electrification, car-sharing and mobility services will change the automotive industry.
- **Reinventing Transportation:**
  - **Mobility and Energy Future:** provides analysis and data to understand how regulations, technology, new business models, and consumers are impacting oil, energy demand, and the automotive industry plus its supply chain.
  - **Reinventing Transportation:** a multiclient study covering the impact of new technologies and powertrain shifts on the logistics, trucking and energy industries.
  - **Reinventing the Wheel:** a multiclient study to understand the forces driving change in the automotive ecosystem.



## Energy: Energy Advisory and EV (EnergyView)

Focus on **Research and Data** destinations within that topic area. **Energy Advisory & EV** contains the following topics of coverage:

- **Energy Advisory Service Home:** Comprehensive analysis tailored for companies engaged in energy investments.
- **Curated Research Conversations:** Quickly browse research by topics important to the financial community.
- **More Requested Data:** Quickly access key data files and analysis.
- **All Energy and Natural Resources Content:** Browse all research for Energy, Chemicals and Global Gas.
- **Analytics:** Customizable data tool to quickly analyze the EIA Weekly Petroleum Status Report.
- **Tools:** Key IHS Markit customizable data tools.



The screenshot displays the IHS Markit Connect v5.5 interface. The top navigation bar includes categories: AUTOMOTIVE, CHEMICAL, ECONOMICS, ENERGY, LIFE SCIENCES, MARITIME & TRADE, RISK, ENERGY ADVISORY & EV (highlighted), and GEOGRAPHY. A search bar is located in the top right corner.

The main content area is titled "Energy Advisory" and is divided into several sections:

- Access Your Research and Data:**
  - Energy Advisory Service Home:** Designed exclusively for the investment community, expert perspective and comprehensive analysis of geopolitical, macro, industry and company-level drivers affecting energy markets.
  - Most Requested Data:** Selected data including Short Term Outlooks Liquids Balances, Global FIDs, Capacity Additions, and the Annual Strategic Workbooks.
  - Analytics:**
    - Weekly EIA Data Viewer
- Curated Research Conversations:**
  - Short Term Markets
  - North America
  - Global Macro
  - Industry Trends
  - Companies & Transactions
  - Future of Energy
  - Power Gas Coal & Renewables
  - All Energy Advisory Research
- All Energy and Natural Resources Content:**
  - Energy Content
  - Chemicals
  - Global Gas

On the right side, there is a "Tools" section with a search bar and a list of tools:

- Company Analytics
- Key Play Analytics
- Global Refineries
- Oil Markets, Midstream & Downstream
- Data Browser
- LNG Analytics

Below the tools section is a "Related Products & Platforms" section with a search bar and a list of products:

- Midstream Essentials
- Commodities at Sea
- Global Trade Atlas
- Global Scenarios Analytics

At the bottom, there is an "IHS Markit Events" section with a search bar and a list of events:

- Webinars & Events

# Research Page Navigation

Upstream Oil and Gas

Oil Markets, Midstream and Downstream

# Research Page Navigation

For Upstream Oil & Gas and Oil Markets, Midstream and Downstream

Research and Data are organized within **topical tabs** to instantly narrow down your search.

The screenshot displays the IHS Markit research interface for 'Crude Oil Markets'. At the top, it says 'You are viewing Crude Oil Markets research'. Below this are several tabs: ALL (667), Oil Perspectives (311), Oil Market Indicators (4), Short-Term Outlook (11), Long-Term Outlook (15), Oil Sands Dialogue (86), and Webinars & Events (149). On the left, there's a 'Refine results by:' section with a 'Keyword' search box and two filter categories: 'GEOGRAPHY' (Africa, Asia, CIS, Europe, Latin America, Middle East, North America) and 'TOPIC & CONCEPT' (Company & Organization Type, Company Performance Metrics, Costs & Expenditures, Forecast, Geophysical Attribute, Long-term, Market Analysis, Midstream, Operating Environment Risk, Outlook & Forecast). The main content area is a table of research articles with columns for Title, Published, and Files. The first article is 'IHS Markit North American Crude Oil Market Briefing—4 October 2018'. Other articles include 'Latin American Crude Oil Markets Short-Term Outlook - September 2018: Going down to Latin - refinery runs sink to the same amount as 3 decades ago', 'North American Crude Oil Markets Short-Term Outlook—September 2018: Will rail rise again?', 'India Crude Oil Market Short-Term Outlook—September 2018: Headwinds are rising for demand as crude import prices spike', 'China Crude Oil Markets Short-Term Outlook—September 2018: Independent utilization to rebound amid higher refining margins', 'Europe, CIS and Africa Crude Oil Market Short-Term Outlook, September 2018: European sour crudes strengthen on supply tightness and firm demand', and 'Not so fast: Vienna Alliance is in no hurry to ramp up output, particularly not in advance of a drop in Iranian exports'. On the right, there's a 'Primary Tools' section with links to 'Oil Markets, Midstream & Downstream Data Browser', 'Analytics and Charts', 'Related Tools and Platforms', 'Upcoming Research', 'Methodology & Glossary', 'Expert Directory', and 'Saved Pages'. A green bracket at the top groups the tabs and the 'Primary Tools' section. A green bracket on the left groups the 'Refine results by:' section. A green bracket on the right groups the 'Primary Tools' section. A green arrow points to the 'Files' column of the last article.

Keyword search and relevant filter options.

Relevant Data tools, Charts, and other Resources..

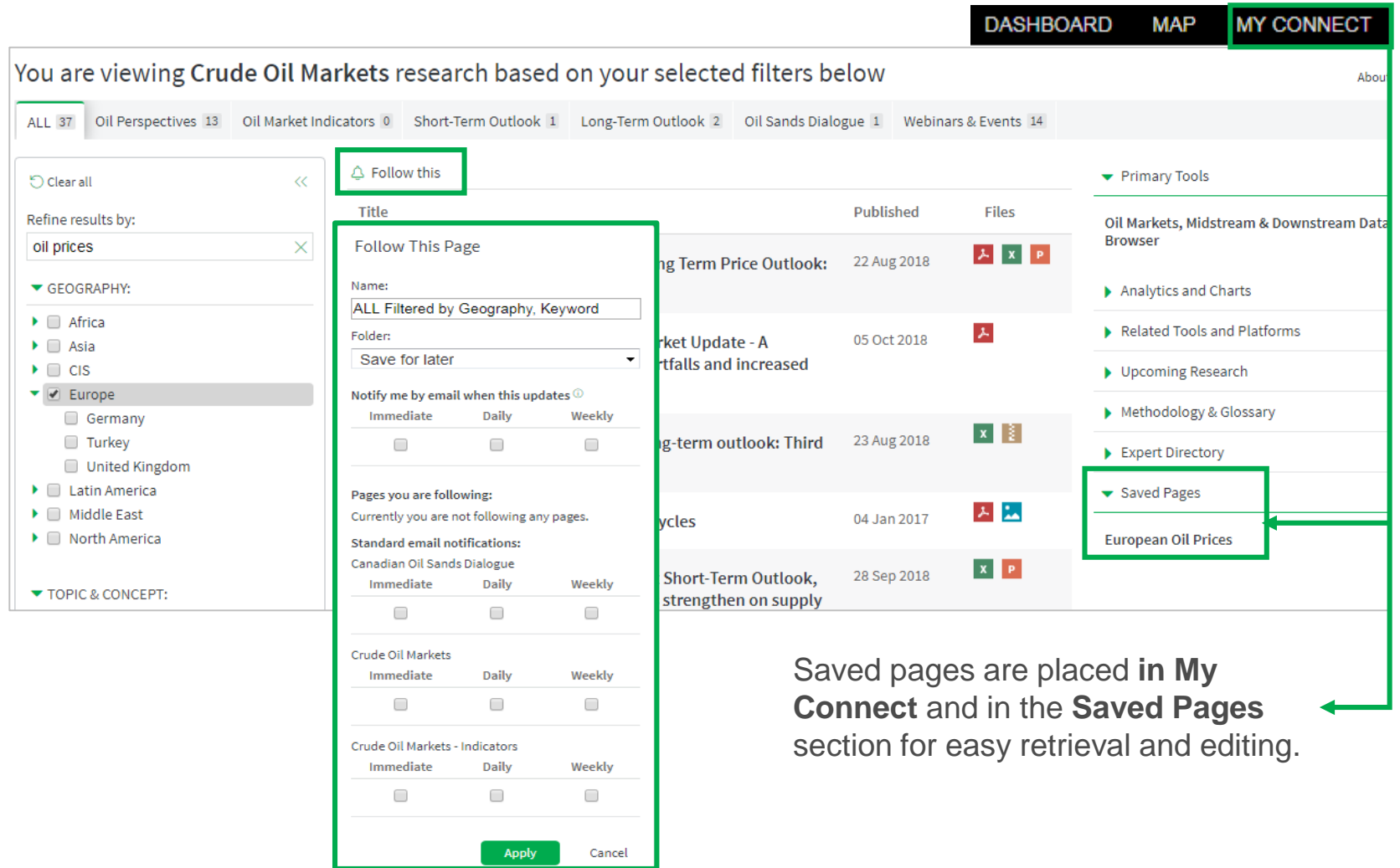
View and quickly access research and insights.



# Customize Your Research: Save and Follow a Research Page

Save a research page into **My Connect** and apply an email alert to be notified when your page is updated.

1. Apply filters or a key word search on a research page.
2. Click on **Follow this** above the results listing.
3. In the **Follow This Page** box that appears, **Name** your page and select the **Save for later folder**, or click into the dropdown to create your own folder.
4. Select your email alert frequency.
5. Click **Apply**.






The screenshot shows the IHS Markit interface with the 'MY CONNECT' tab selected in the top navigation bar. A 'Follow This Page' dialog box is open, allowing users to name their saved page and choose an email alert frequency. The dialog box includes fields for 'Name' (set to 'ALL Filtered by Geography, Keyword') and 'Folder' (set to 'Save for later'). It also has checkboxes for 'Notify me by email when this updates' with options for 'Immediate', 'Daily', and 'Weekly'. Below, there are sections for 'Pages you are following' and 'Standard email notifications' for various research topics like 'Canadian Oil Sands Dialogue', 'Crude Oil Markets', and 'Crude Oil Markets - Indicators', each with 'Immediate', 'Daily', and 'Weekly' frequency options. An 'Apply' button is at the bottom of the dialog.

In the background, a table of research results is visible. A 'Follow this' button is highlighted above the table. On the right side, the 'MY CONNECT' menu is open, showing a 'Saved Pages' section with a sub-item 'European Oil Prices' highlighted. A green arrow points from the 'European Oil Prices' item back to the 'Follow This Page' dialog box, indicating the flow of the process.

Saved pages are placed in **My Connect** and in the **Saved Pages** section for easy retrieval and editing.

## Customize Your Research: Save and Follow an Individual Document.

Save an individual document into **My Connect** and apply an email alert to be notified when that document is updated.

1. Hover over the title of the report and click on the green arrow. 
2. Click on the plus sign that appears at the bottom of the dropdown. 
3. In the **Follow This Publication** box that appears, select the **Save for later folder** or click into the dropdown to create your own folder.
4. Select your email alert preference and click **Apply**.
5. The **Archive** button next to the report title indicates that this is a recurring deliverable and an email alert can be set. Click into this button to group and view the historical reports. 



You are viewing Crude Oil Markets research

DASHBOARD MAP **MY CONNECT**

ALL 705 Oil Perspectives 312 Oil Market Indicators 4 Short-Term Outlook 11 Long-Term Outlook 15 Oil Sands Dialogue 97 Webinars & Events 153

Clear all

Follow This Publication

Name:  
Canadian Fundamentals Data



Folder:  
Save for later


Notify me by email when this updates ⓘ

Immediate Daily Weekly

Apply Cancel

Follow this

| Title   | Published ↓ | Files   |
|---|-------------|---|
| ▼ North American Crude Oil Markets Canadian Fundamentals Data: Third quarter 2018    | 20 Sep 2018 |  |
| Crude Oil Markets   Data<br>The Canadian data file provides detailed Canadian crude oil production and supply, as well as oil sands fundamentals, including labor, capital costs indexes, break-even economics, and an oil sands capital investment outlook. The data set contains outlooks through 2050. |             |   |

The folders and saved documents are placed in the **My Connect** section in the top, black menu bar. 


# Research Page Navigation

Power, Gas, Coal and Renewables

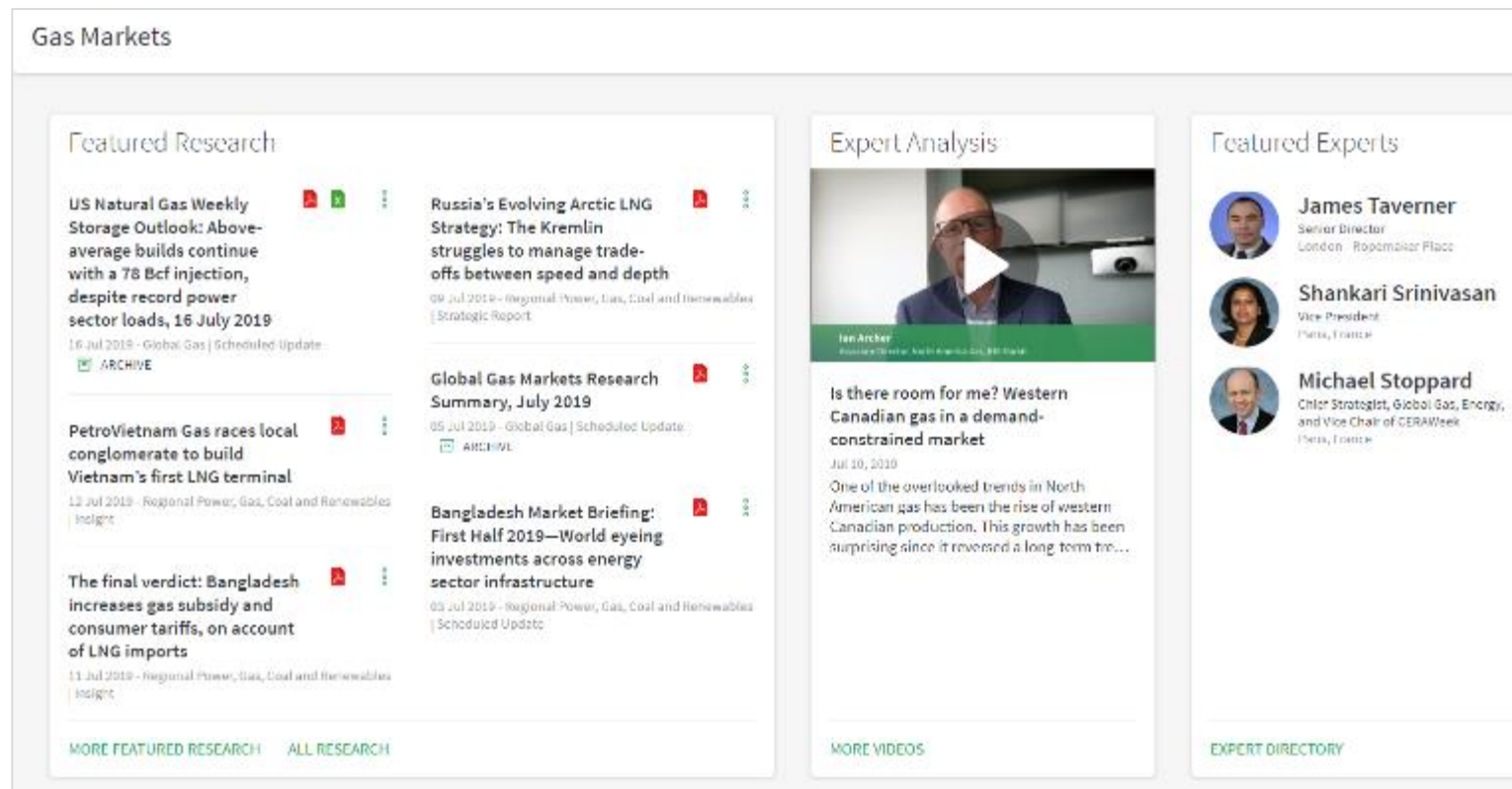
Enterprise-wide Perspectives

# Research Page Navigation

For Power, Gas, Coal and Renewables and Energy-wide Perspectives



Use the left-hand rail to browse research and analysis under **Home** and **Research** and data visualization under **Analytics**.

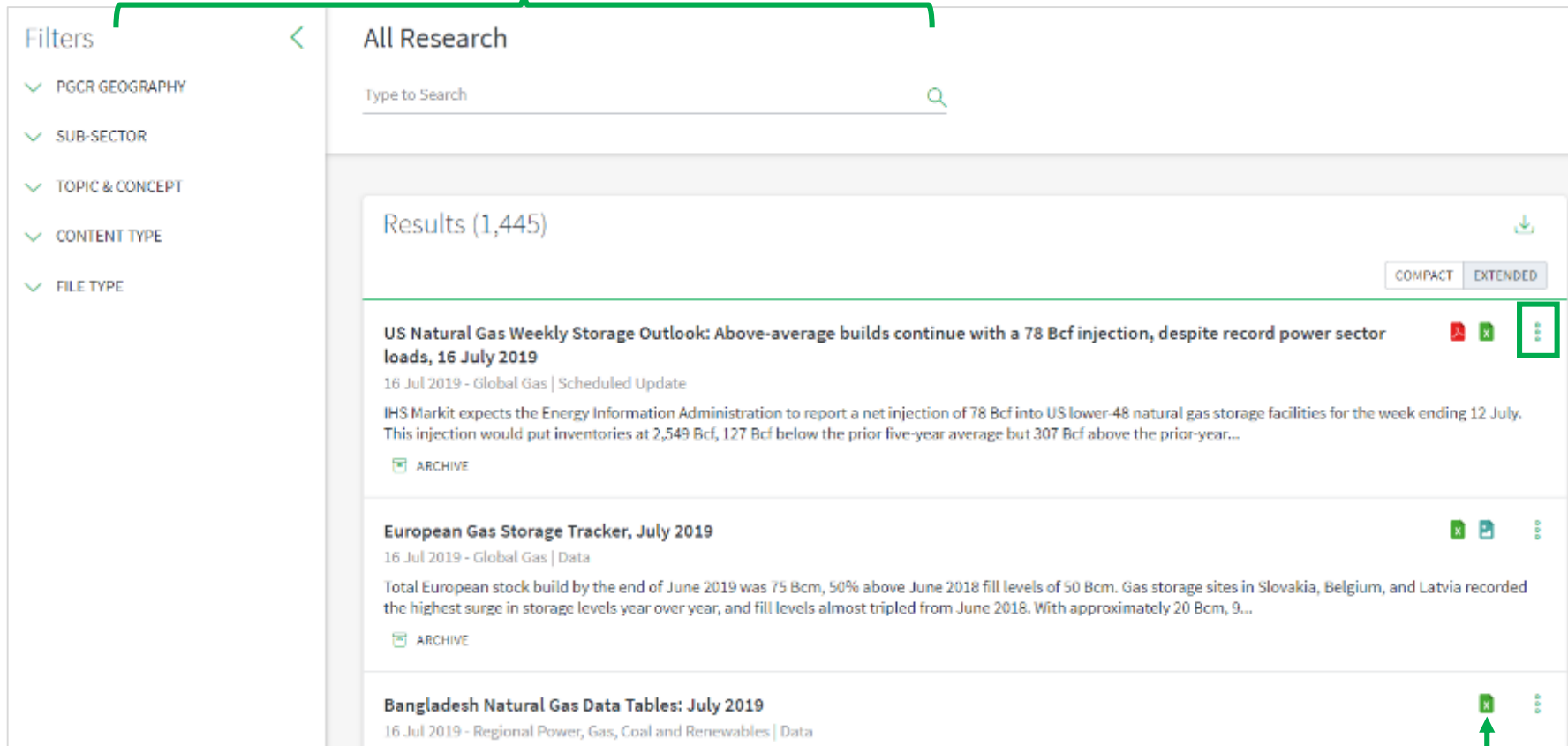
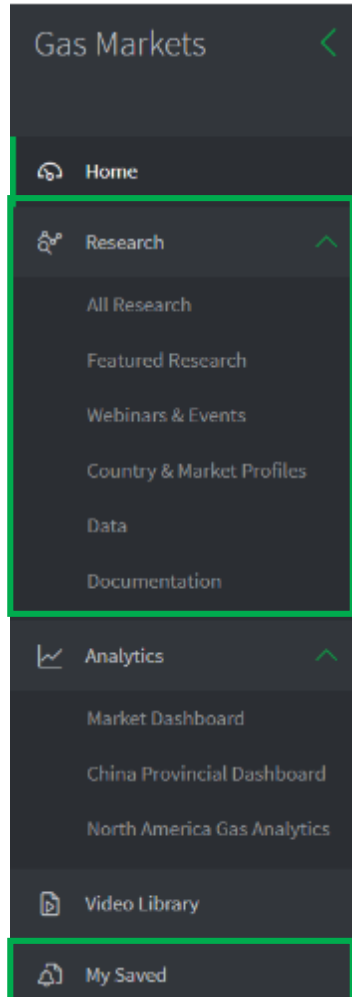


The **Home** page displays various widgets for **Featured Research**, **Expert Analysis**, **Featured Experts**, key data visualization, and more.

# Research Page Navigation *for Power, Gas, Coal and Renewables and Energy-wide Perspectives*

Use the left-hand rail to browse by **Research topics**.

Type a **keyword search** and/or use green arrows to apply **filter options**.



Save to **My Saved** (in the left hand rail) and to **My Connect** (see page 84) and select **email alert** option. **Share** with colleagues.

View and access **files** quickly.

# Analytics for Power, Gas, Coal and Renewables and Energy-wide Perspectives

Use the left-hand rail to click on **Analytics** topics to customize and visualize related data.

The screenshot displays the 'Global Natural Gas Market Dashboard' interface. On the left, a dark navigation rail contains several menu items, with 'Analytics' highlighted in green. The main dashboard area features a top navigation bar with tabs for 'Global', 'Europe', 'Greater China', 'Latin America', 'North America', 'Russia', and 'South and Southeast Asia'. Below this, there are filter options for 'Market' (set to 'Region') and 'Unit' (set to 'Bcm'). A 'Country' filter list is visible, including Africa, Asia Pacific (non-OECD), Asia Pacific (OECD), Commonwealth of Independent State, Europe, Latin America, Middle East, and North America. The central part of the dashboard contains two stacked bar charts: 'GLOBAL NATURAL GAS OUTLOOK: CONSUMPTION & PRODUCTION' and 'Domestic production'. The top chart shows 'Domestic consumption' from 2010 to 2050, with a red trend line and a 'More options' menu icon. The bottom chart shows 'Domestic production' for the same period. A green box highlights the 'More options' menu icon on the right side of the top chart.

Access global regions and sub-chapters.

View by Concept or Geography

Apply filter options

Click the 3-dot menu to export data.

\*Analytics options are based on user's subscription.

# My Connect

Email alert options and your saved research.



# My Connect

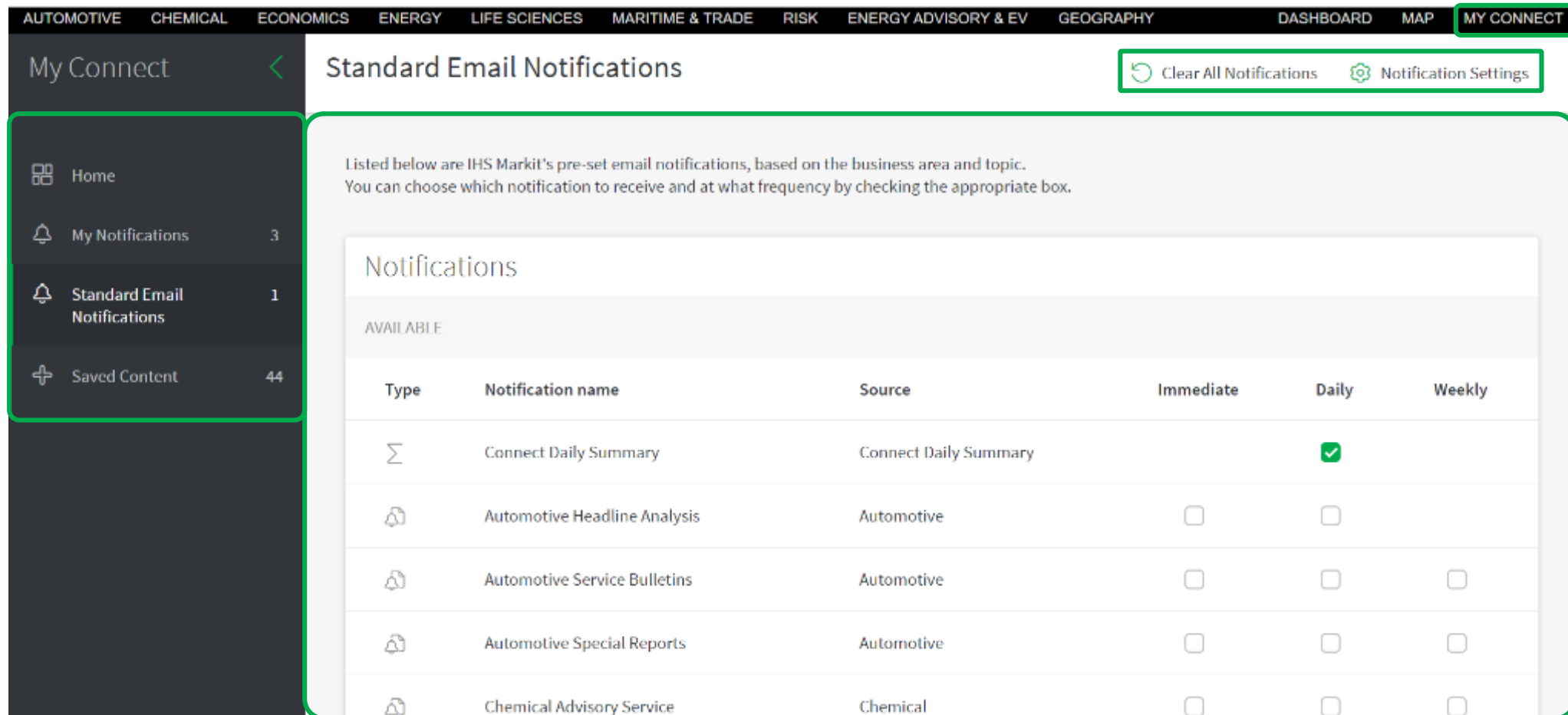
Click on **My Connect** in the black menu bar to manage **Email Notifications** and retrieve **Saved Content**.

**Home:** View your selected notifications and latest saved content.

**My Notifications:** View your selected email notifications by type (Immediate, Daily, Weekly)

**Standard Email Notifications:** A listing of all available email notifications within your subscription.

**Saved Content:** Retrieve and edit your saved content by type and folder.



The screenshot shows the 'My Connect' interface with a top navigation bar containing categories like AUTOMOTIVE, CHEMICAL, ECONOMICS, ENERGY, LIFE SCIENCES, MARITIME & TRADE, RISK, ENERGY ADVISORY & EV, GEOGRAPHY, DASHBOARD, MAP, and MY CONNECT. The 'MY CONNECT' tab is highlighted. Below the navigation bar, the 'Standard Email Notifications' page is displayed. It includes a left sidebar with 'My Connect' and a list of options: Home, My Notifications (3), Standard Email Notifications (1), and Saved Content (44). The main content area features a 'Standard Email Notifications' header with 'Clear All Notifications' and 'Notification Settings' buttons. Below this is a table of available notifications.

Listed below are IHS Markit's pre-set email notifications, based on the business area and topic. You can choose which notification to receive and at what frequency by checking the appropriate box.

| Notifications |                              |                       |                          |                                     |                          |
|---------------|------------------------------|-----------------------|--------------------------|-------------------------------------|--------------------------|
| AVAILABLE     |                              |                       |                          |                                     |                          |
| Type          | Notification name            | Source                | Immediate                | Daily                               | Weekly                   |
| Σ             | Connect Daily Summary        | Connect Daily Summary |                          | <input checked="" type="checkbox"/> |                          |
|               | Automotive Headline Analysis | Automotive            | <input type="checkbox"/> | <input type="checkbox"/>            |                          |
|               | Automotive Service Bulletins | Automotive            | <input type="checkbox"/> | <input type="checkbox"/>            | <input type="checkbox"/> |
|               | Automotive Special Reports   | Automotive            | <input type="checkbox"/> | <input type="checkbox"/>            | <input type="checkbox"/> |
|               | Chemical Advisory Service    | Chemical              | <input type="checkbox"/> | <input type="checkbox"/>            | <input type="checkbox"/> |



## Contact Us

For questions or assistance, contact our Customer Care team.

### Schedule a complimentary Connect training:

[IHSConnectTraining@ihsmarkit.com](mailto:IHSConnectTraining@ihsmarkit.com)

Access IHS Markit Connect anywhere, anytime for the information, insight and analytics necessary to make critical decisions. Download the free Connect [iPad](#) and [Smartphone](#) apps to your mobile device.



### Americas:

+1 800 IHS-CARE (+1 800 447-2273)  
Mon. to Fri. 0800 to 1800 MDT (GMT -6hrs)  
Email: [customercare@ihsmarkit.com](mailto:customercare@ihsmarkit.com)

### Europe, Middle East & Africa:

+44 (0) 1344 328 300  
Mon. to Fri. 0800 to 1800 BST (GMT +1h)  
Email: [customercare@ihsmarkit.com](mailto:customercare@ihsmarkit.com)

### Asia Pacific:

+604 291 3600  
Mon. to Fri. 0800 to 1800 MYT (GMT +8hrs)  
Email: [customercare@ihsmarkit.com](mailto:customercare@ihsmarkit.com)