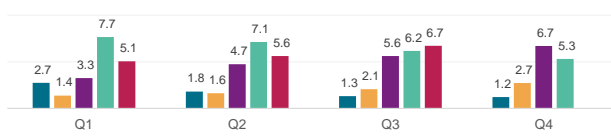


Securities Lending Returns in iBoxx USD Liquid High Yield Index

iBoxx USD Liquid High Yield Index is designed to reflect the performance of the USD denominated high yield corporate debt. The index rules aim to offer a broad coverage of the USD high yield liquid bond universe and is market-value weighted with an issuer cap of 3%. Securities Finance provides the securities lending return made from the bonds in the index since 2015 and further provides a break down by fee categories, ratings & years to maturity as well as the level of Utilization in the index constituents. There are currently 1206 bonds on loan out of the 1216 bonds in the index.

SL Returns to Lendable (bps) : Quarterly Comparison

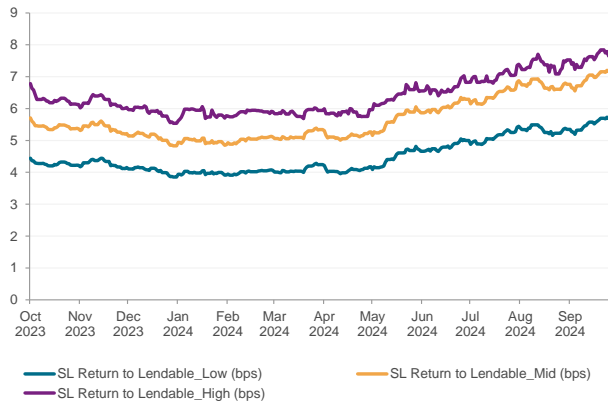


Indexed Utilization	2020	2021	2022	2023	2024*
End of Year Utilization Levels	51.6	74.9	100.9	103.4	102.7
YOY change	-36%	45%	35%	2%	-1%

Index base date : 1st Jan 2015

*As of 30th Sep 2024

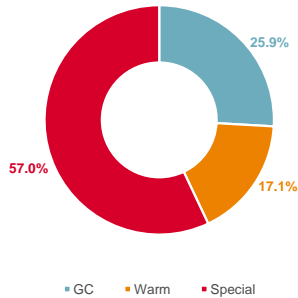
SL Returns to Lendable: Oct 23 to Sep 24



Period	SL Return to Lendable_Low (bps)		SL Return to Lendable_Mid (bps)		SL Return to Lendable_High (bps)	
Annualized	2024	2023	2024	2023	2024	2023
Jan	4.0	6.0	5.0	7.5	5.8	8.8
Feb	4.0	6.3	5.0	7.9	5.9	9.4
Mar	4.1	6.1	5.2	7.6	5.9	9.1
Apr	4.1	6.0	5.1	7.6	5.9	9.0
May	4.5	5.6	5.6	7.1	6.4	8.6
Jun	4.8	5.3	6.1	6.7	6.6	8.0
Jul	5.1	5.1	6.4	6.5	7.0	7.9
Aug	5.3	4.8	6.7	6.1	7.4	7.4
Sep	5.5	4.7	7.0	5.9	7.6	7.0
Oct	-	4.3	-	5.4	-	6.3
Nov	-	4.3	-	5.4	-	6.2
Dec	-	4.0	-	5.1	-	5.9
YTD	4.6	5.5	5.8	7.0	6.5	8.4
Full Year	4.6	5.2	5.8	6.6	6.5	7.8
Oct 23 to Sep 24	4.5		5.7		6.4	

SL Revenue Contribution by Fee Categories

Annual Contribution by Fee Categories: Oct 23 to Sep 24



Period	GC Contribution		Warm Contribution		Special Contribution		Warm Securities		Special Securities	
Month	2024	2023	2024	2023	2024	2023	2024	2023	2024	2023
Jan	30%	18%	17%	13%	54%	69%	78	89	78	81
Feb	31%	18%	17%	13%	52%	69%	90	91	77	78
Mar	30%	20%	17%	15%	52%	65%	92	99	74	77
Apr	28%	20%	17%	15%	55%	65%	79	94	70	85
May	24%	21%	15%	14%	61%	65%	73	84	77	88
Jun	23%	23%	15%	15%	63%	62%	79	78	84	88
Jul	21%	24%	17%	13%	62%	63%	78	76	83	88
Aug	20%	25%	16%	14%	63%	60%	74	79	82	87
Sep	22%	27%	17%	15%	62%	58%	89	77	83	81
Oct	-	29%	-	17%	-	54%	-	79	-	77
Nov	-	30%	-	21%	-	50%	-	86	-	77
Dec	-	30%	-	21%	-	49%	-	88	-	79

SL Revenue and SL Return to Lendable by Years to Maturity and Ratings for Sep 2024

Ratings	SL Return to Lendable (bps)	SL Revenue Contribution
BB	2.5	21.2%
B	11.0	50.8%
CCC	19.9	24.4%
CC	39.4	3.6%

Years to Maturity	SL Return to Lendable (bps)	SL Revenue Contribution
3 Years and Less	8.9	22%
Between 3 and 5 Years	6.6	38%
Between 5 and 7 Years	8.4	36%
7 Years and more	2.1	4%

Notes

SL Return to Lendable_Low	Returns from securities lending relative to lendable value from all the lender funds who are part of the Securities Finance group. Finance trades are removed from our calculation
SL Return to Lendable_Mid	Returns from securities lending relative to lendable value from only those lender funds with active loans in respective market areas that are part of the index. Funds are classified as active on a daily basis for individual market areas. Finance trades are removed from our calculation. This metric is used in the report unless stated otherwise
SL Return to Lendable_High	Returns from securities lending relative to lendable value from only those lender funds with the highest loan value that represent 80% of the cumulative loan value in respective market areas that are part of the index. Funds are classified on a daily basis for individual market areas within the index. Finance trades are removed from our calculation
Indexed Utilization	Indexed Utilization tracks the daily change in lender loan value relative to lendable value calculated for the iBoxx index with an index base date of 1st Jan 2015 where the index is set to a base value of 100
Fee Classification	Securities with value weighted average securities lending fee of <= 35 bps are classified as GC, > 35 bps & <= 150 bps are classified as Warm and > 150 bps are classified as Special. This fee classification is done on a daily basis