



Foresight Security Planning

Connect™ User Guide

Table of Contents

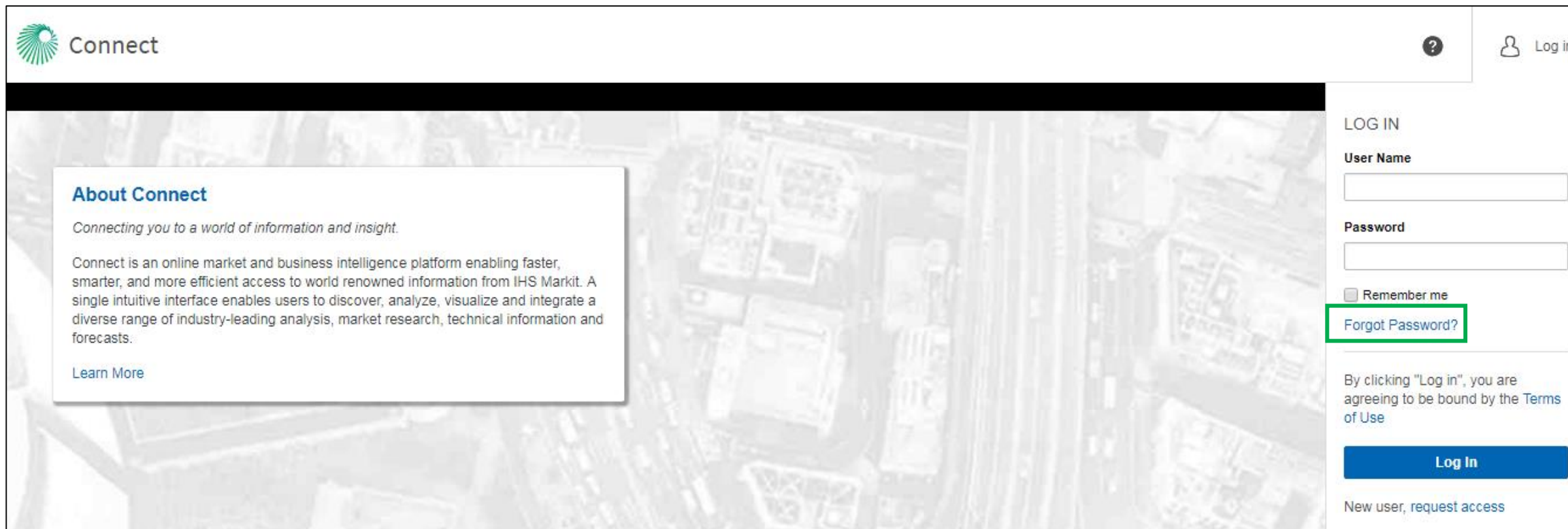
- [Connect Login Instructions](#)
- [Risk Menu](#)
 - > [Country Risk Global page](#)
 - > [Headline Analysis](#)
 - > [Real Time Security Alerts](#)
 - > [Intelligence Events](#)
 - > [Risks and Ratings](#)
 - > [Data Browser](#)
- [Geography](#)
- [Map](#)
- [My Connect](#)
 - > [Email Notifications](#)
 - > [Saving Content](#)
 - > [Report Builder](#)
- [Search and Custom Email Alerts](#)
- [User Options](#)
- [Contact Us](#)

Connect Login Instructions



Connect Login Instructions

Go to connect.ihs.com and log in with your Username and Password

Click on 'Forgot Password?' to reset your password



The screenshot shows the IHS Markit Connect login interface. On the left, there is a 'Connect' logo and a large background image of an industrial facility. A white box on the left contains the text 'About Connect' followed by a description of the platform and a 'Learn More' link. On the right, there is a login form with fields for 'User Name' and 'Password', a 'Remember me' checkbox, and a 'Forgot Password?' link highlighted with a green box. Below the form is a 'Log In' button and a link for 'New user, request access'.

 Connect ?  Log in

About Connect

Connecting you to a world of information and insight.

Connect is an online market and business intelligence platform enabling faster, smarter, and more efficient access to world renowned information from IHS Markit. A single intuitive interface enables users to discover, analyze, visualize and integrate a diverse range of industry-leading analysis, market research, technical information and forecasts.

[Learn More](#)

LOG IN

User Name

Password

☐ Remember me

[Forgot Password?](#)

By clicking "Log in", you are agreeing to be bound by the [Terms of Use](#)

Log In

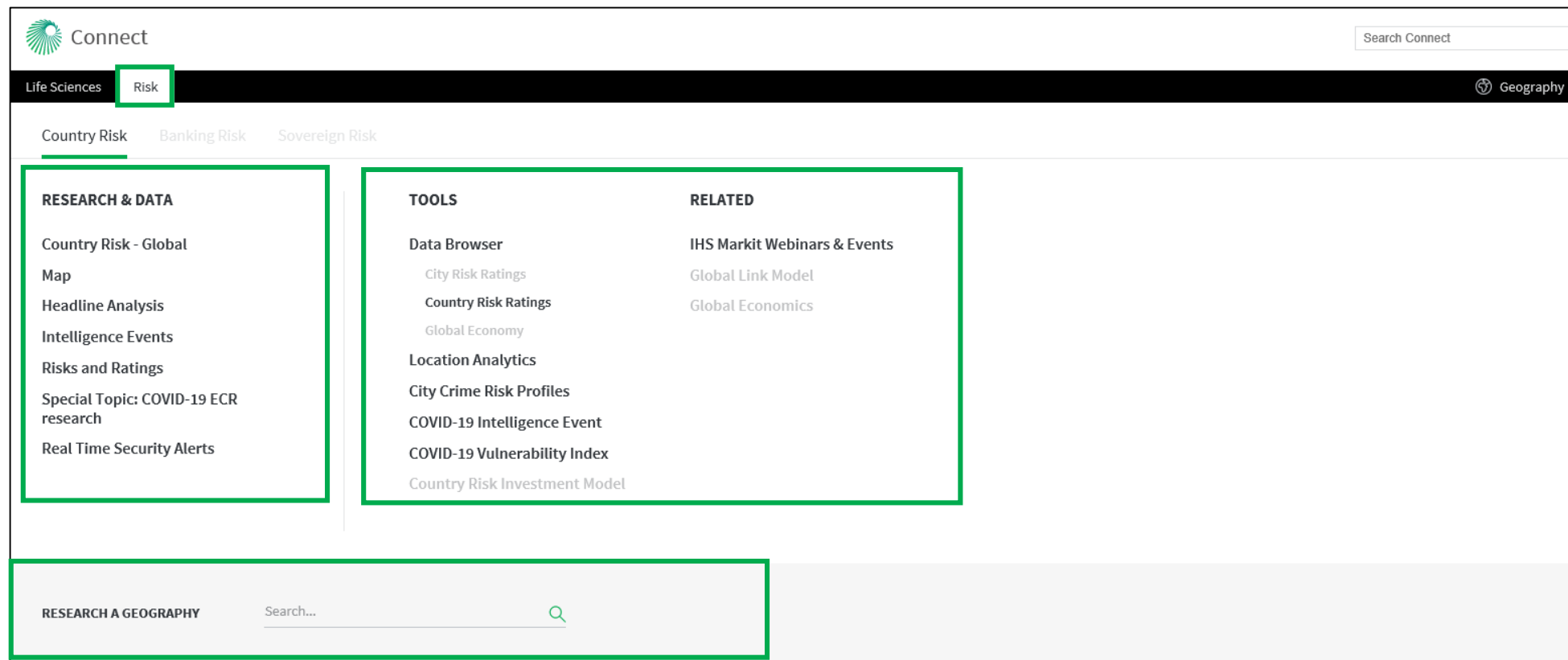
[New user, request access](#)



Risk Menu

Risk Menu Navigation

In Connect, hover over **Risk** in the black menu bar > **Country Risk** to browse political / security data and analysis



Quick access to
Research & Data,
Tools, Related
Resources and
Events.

Direct access to a **Country/Territory** page

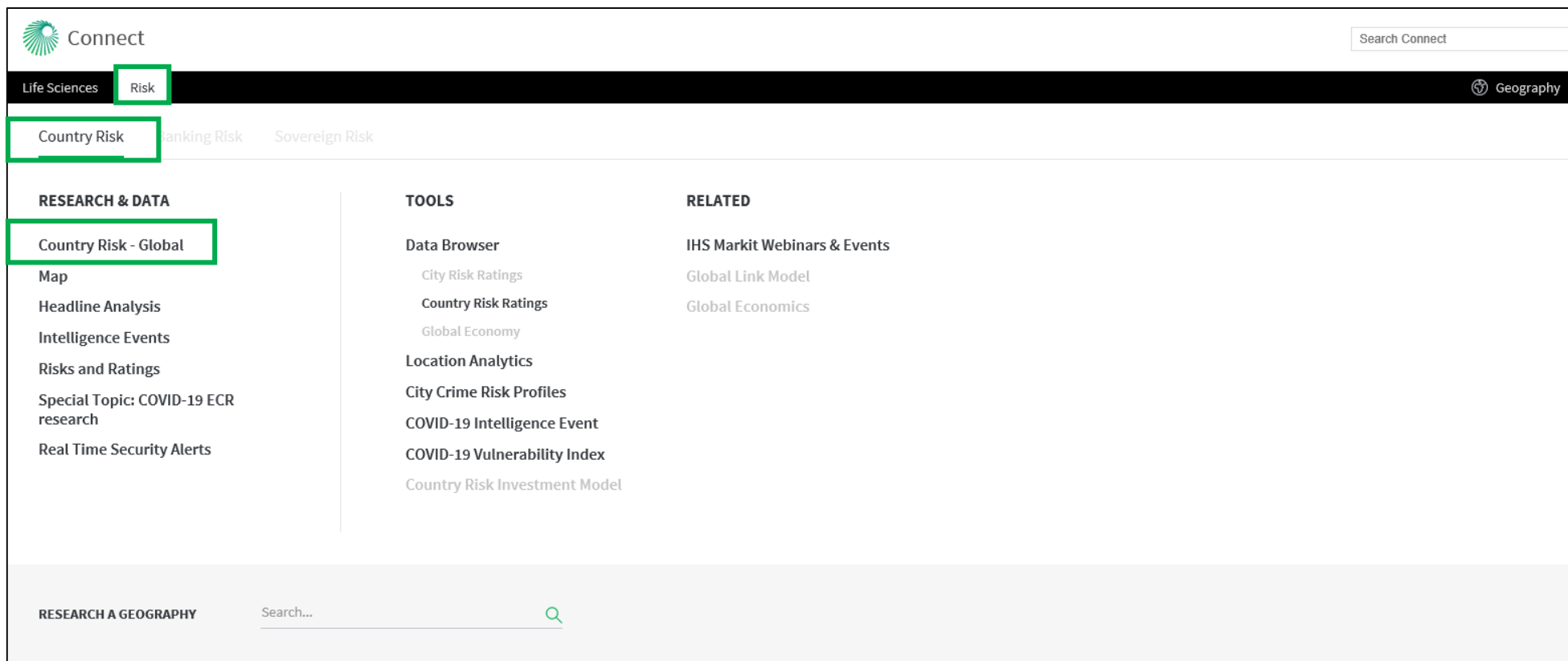
Menu options will appear based on the user's access or company subscription.



Country Risk - Global

Country Risk - Global

In Connect, hover over the **Risk** menu > **Country Risk** and click on **Country Risk – Global** under Research & Data



The screenshot displays the IHS Markit Connect web application interface. At the top, the 'Connect' logo is on the left, and a 'Search Connect' input field is on the right. Below the header, a navigation bar contains 'Life Sciences' and 'Risk'. The 'Risk' menu is highlighted with a green box. Under 'Risk', there are three sub-menus: 'Country Risk' (highlighted with a green box), 'Banking Risk', and 'Sovereign Risk'. The 'Country Risk' sub-menu is expanded, showing a list of options under the 'RESEARCH & DATA' section. The 'Country Risk - Global' option is highlighted with a green box. Other options in this section include 'Map', 'Headline Analysis', 'Intelligence Events', 'Risks and Ratings', 'Special Topic: COVID-19 ECR research', and 'Real Time Security Alerts'. To the right of the 'RESEARCH & DATA' section, there are two columns: 'TOOLS' and 'RELATED'. The 'TOOLS' column lists 'Data Browser', 'City Risk Ratings', 'Country Risk Ratings', 'Global Economy', 'Location Analytics', 'City Crime Risk Profiles', 'COVID-19 Intelligence Event', 'COVID-19 Vulnerability Index', and 'Country Risk Investment Model'. The 'RELATED' column lists 'IHS Markit Webinars & Events', 'Global Link Model', and 'Global Economics'. At the bottom of the interface, there is a 'RESEARCH & GEOGRAPHY' section with a 'Search...' input field and a magnifying glass icon.

Menu options will appear based on the user's access or company subscription.



Country Risk - Global

A synthesized overview of key risks worldwide


Read analysis on **Hot Topics** around the world and access **Special Reports**.

Country Risk - Global


Choose Geography

HOT TOPICS


More Hot Topics




Brexit: Political outlook




Anti-government protests in Iraq



Iran confronts maximum pressure



Chile's violent protests



Lebanon's anti-corruption protests

SPECIAL REPORTS

Piracy Update: October 2019

01 Nov 2019

No piracy incidents were reported in the Gulf of Aden risk area in October. Two piracy incidents were reported in the Gulf of Guinea, including two unsuccessful attempts at robbery. Three...

Country Risk Month Ahead: November 2019

31 Oct 2019


IHS Markit looks ahead to the events shaping country risk in November 2019.

South Sudan government formation prospects

31 Oct 2019


GARDAWORLD

Security Alerts




France: Nationwide general strike scheduled on December 5

07 Nov 2019 - 07 Dec 2019




Hong Kong: Protesters march towards Admiralty November 11 /update 152

10 Nov 2019 - 15 Nov 2019




Lebanon: Nationwide protests continue November 10 /update 28

09 Nov 2019 - 15 Nov 2019



Bolivia: Violence reported in La Paz November 10 /update 27

10 Nov 2019 - 15 Nov 2019



Hong Kong: Protesters clash with police officers November 11 /update 151

10 Nov 2019 - 13 Nov 2019

Access our **Real Time Security Alerts** with 24/7 updates.



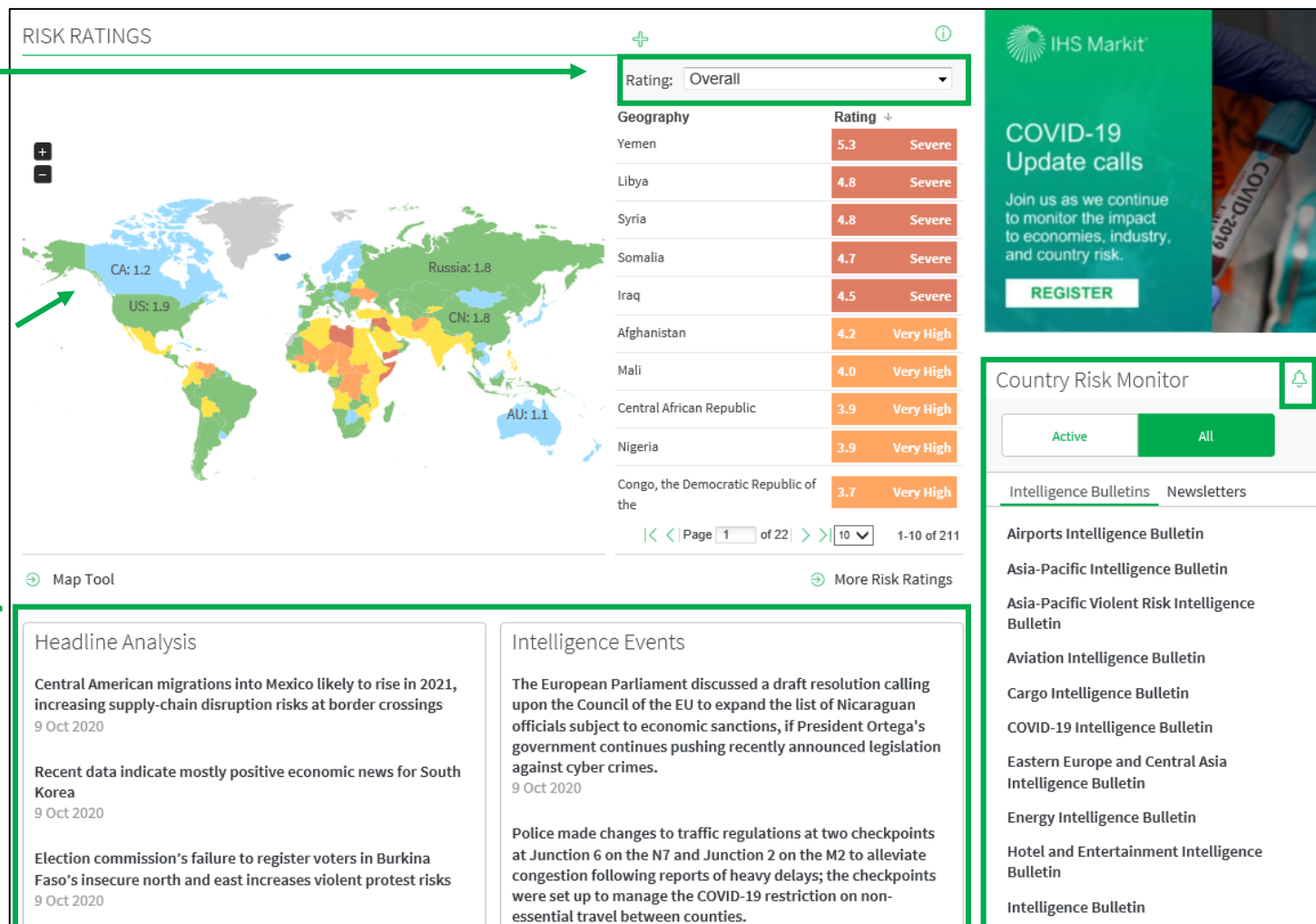
Country Risk - Global

A synthesized overview of key risks worldwide

Click to view by
aggregate risk type.

Click on a location to
jump to the individual
country/territory page.

Check the latest
Headline Analysis
and **Intelligence**
Events.



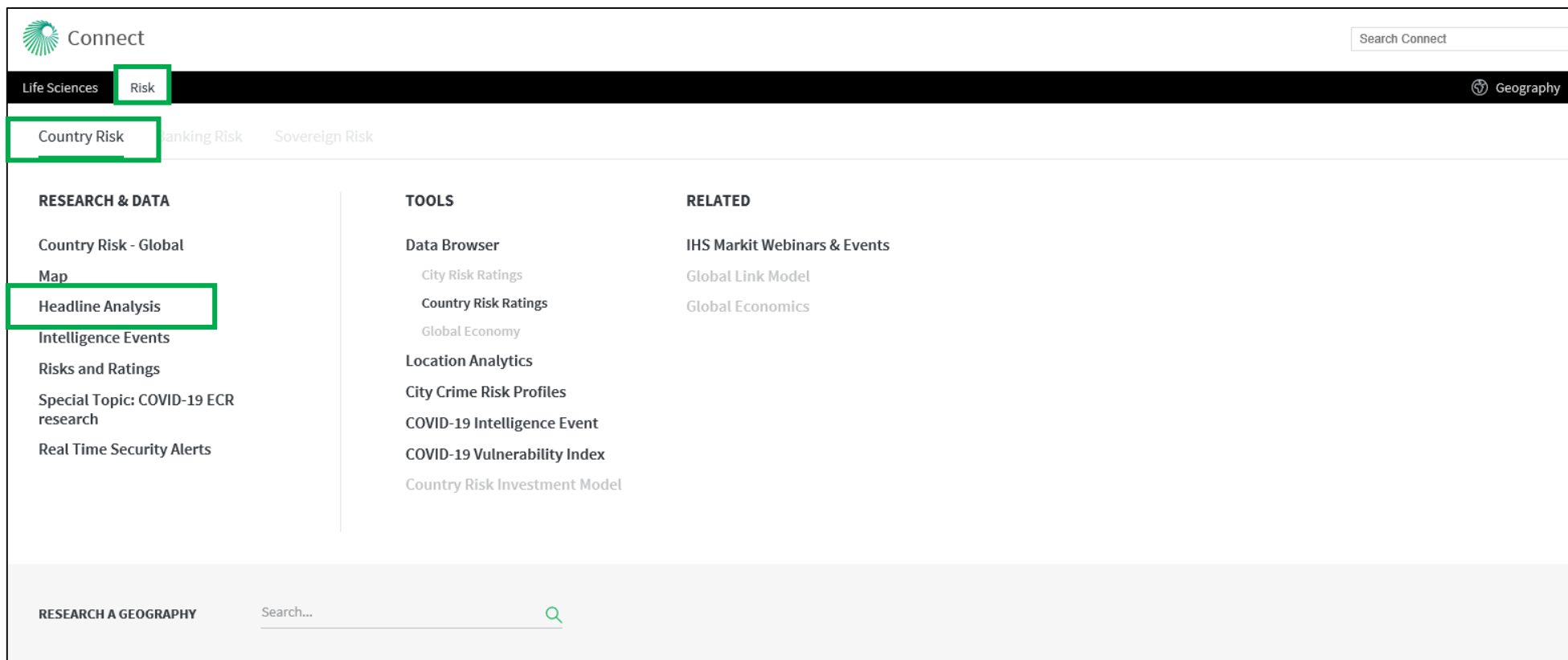
On **Country Risk Monitor**, click on the bell icon to set **Email Alerts** for **Intelligence Bulletins** and **Newsletters**. **Intelligence Events** are risk-relevant events that have impacted the business environment or events that are indicators of future changes in the risk environment.



Headline Analysis

Headline Analysis in Connect

In Connect, hover over the **Risk** menu > **Country Risk** > and Click on **Headline Analysis** under Research & Data



The screenshot displays the IHS Markit Connect web application interface. At the top, the 'Connect' logo is on the left, and a search bar labeled 'Search Connect' is on the right. Below the header, a navigation bar features 'Life Sciences' and 'Risk'. The 'Risk' menu is highlighted with a green box. Under 'Risk', three sub-menus are visible: 'Country Risk' (highlighted with a green box), 'Banking Risk', and 'Sovereign Risk'. The 'Country Risk' sub-menu is expanded, showing a list of options under the 'RESEARCH & DATA' section. 'Headline Analysis' is highlighted with a green box. Other options in this section include 'Country Risk - Global Map', 'Intelligence Events', 'Risks and Ratings', 'Special Topic: COVID-19 ECR research', and 'Real Time Security Alerts'. To the right of the 'RESEARCH & DATA' section, there are two columns: 'TOOLS' and 'RELATED'. The 'TOOLS' column lists various analytical tools like 'Data Browser', 'City Risk Ratings', 'Country Risk Ratings', 'Global Economy', 'Location Analytics', 'City Crime Risk Profiles', 'COVID-19 Intelligence Event', 'COVID-19 Vulnerability Index', and 'Country Risk Investment Model'. The 'RELATED' column lists 'IHS Markit Webinars & Events', 'Global Link Model', and 'Global Economics'. At the bottom of the interface, there is a footer section labeled 'RESEARCH & GEOGRAPHY' with a search bar and a magnifying glass icon.



Headline Analysis Page Navigation

All headline analysis articles are organized in a reversed chronological order

Keyword search and relevant filter options.

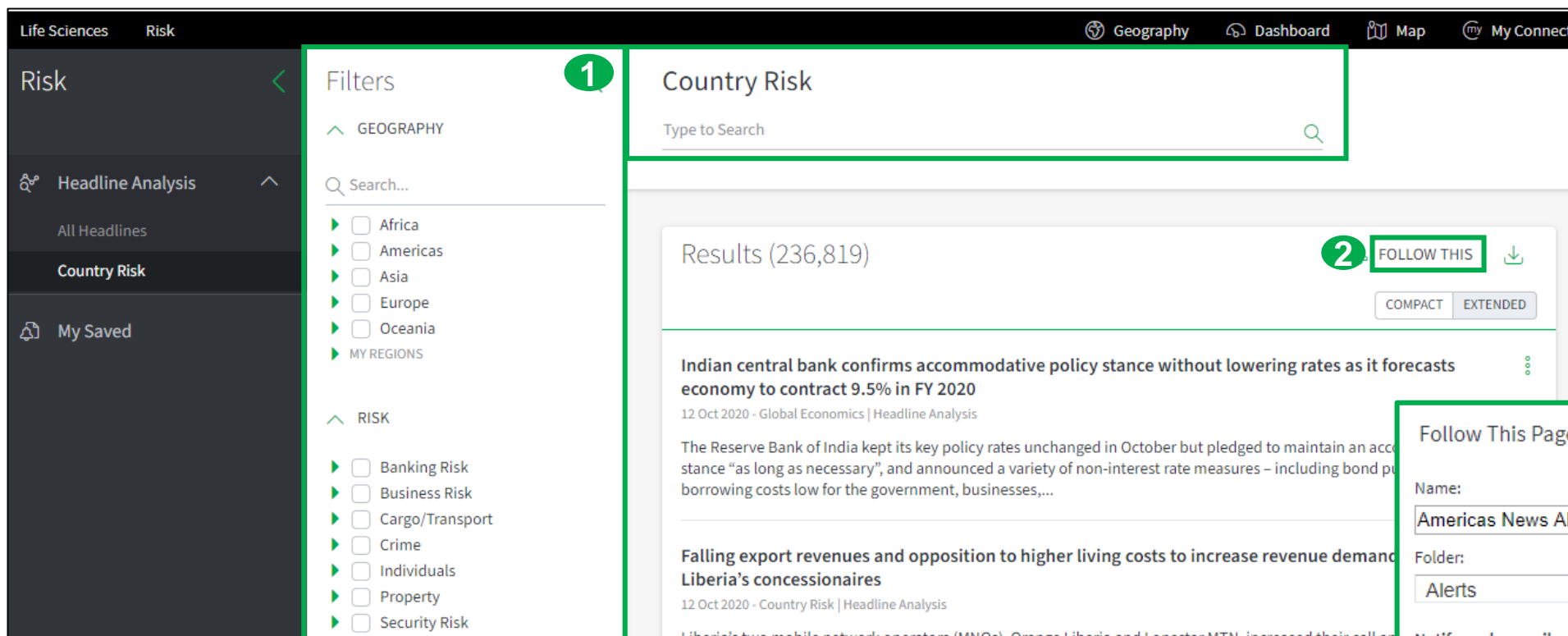
The screenshot displays the IHS Markit Headline Analysis interface. On the left, a dark sidebar contains navigation links: 'Risk', 'Headline Analysis' (highlighted with a green box), 'All Headlines', 'Country Risk', and 'My Saved'. The 'Headline Analysis' section is expanded, revealing a 'Filters' panel (also highlighted with a green box). This panel is divided into two sections: 'GEOGRAPHY' and 'RISK'. Under 'GEOGRAPHY', there are checkboxes for Africa, Americas, Asia, Europe, and Oceania, followed by a 'MY REGIONS' link. Under 'RISK', there are checkboxes for Banking Risk, Business Risk, Cargo/Transport, Crime, Individuals, Property, and Security Risk. To the right of the filters, a search bar labeled 'Type to Search' is highlighted with a green box. Below the search bar, the main content area shows 'Results (236,819)' with options to 'FOLLOW THIS' and download. Two article snippets are visible: 'Indian central bank confirms accommodative policy stance without lowering rates as it forecasts economy to contract 9.5% in FY 2020' and 'Falling export revenues and opposition to higher living costs to increase revenue demands on Liberia's concessionaires'. The top navigation bar includes links for 'Life Sciences', 'Risk', 'Geography', 'Dashboard', 'Map', and 'My Connect'.



Headline Analysis Page - Follow this Headline Analysis

You can follow Headline Analysis that you are interested in

1. Apply Filters to Headline Analysis by using keyword search and/or relevant filter options.



The screenshot displays the IHS Markit Headline Analysis interface. On the left, a sidebar shows navigation options: 'Life Sciences', 'Risk', 'Headline Analysis', 'All Headlines', 'Country Risk', and 'My Saved'. The 'Country Risk' section is selected. A 'Filters' panel is open, showing 'GEOGRAPHY' and 'RISK' categories with checkboxes for various regions and risk types. A green box labeled '1' highlights the filters. The main content area shows 'Country Risk' search results with a search bar and a 'FOLLOW THIS' button. A green box labeled '2' highlights the 'FOLLOW THIS' button. Below the search results, a 'Follow This Page' dialog is open, showing a form to name the alert (e.g., 'Americas News Alert'), select a folder (e.g., 'Alerts'), and choose a notification frequency (Immediate, Daily, Weekly). A green box labeled '3' highlights the dialog. The dialog includes an 'Apply' button and a 'Cancel' button.

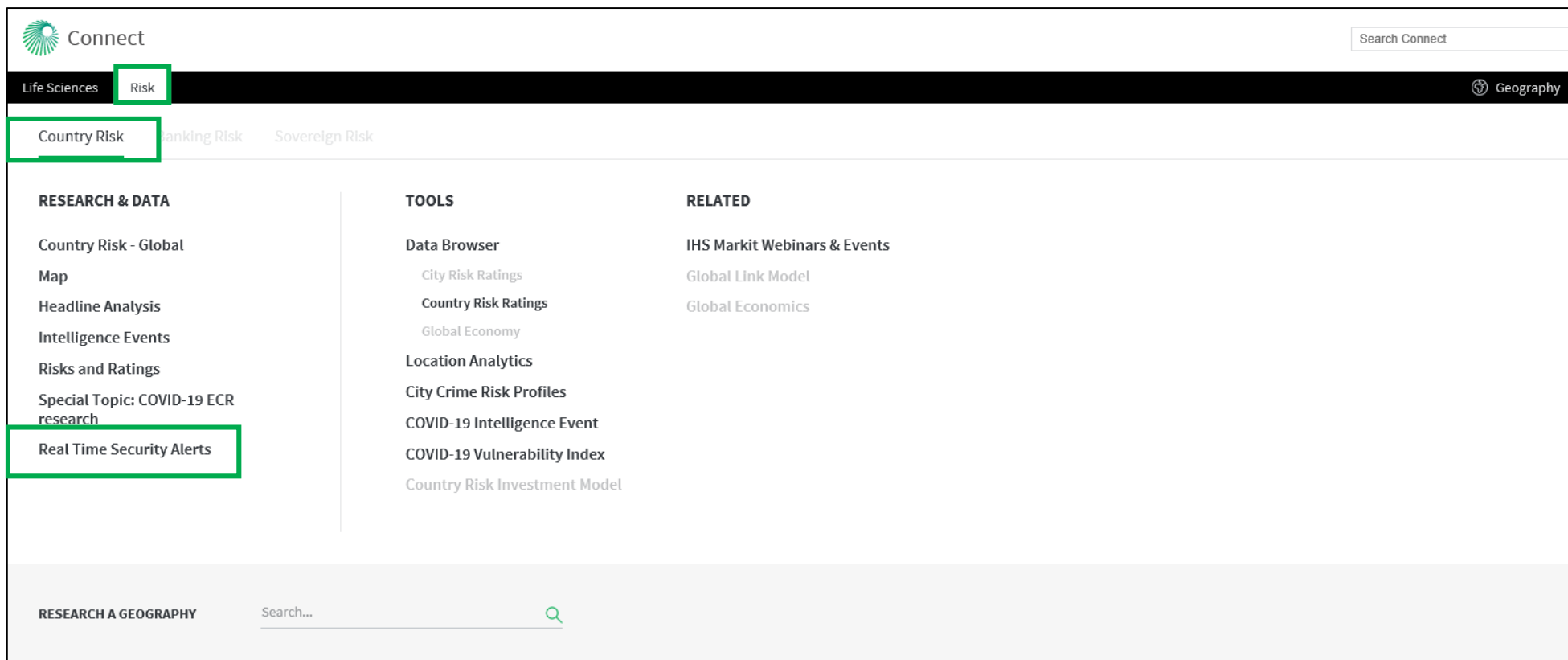
2. Select 'Follow This'.
3. Name the search, specify the folder to save the search and select the alert frequency.



Real Time Security Alerts

Real Time Security Alerts in Connect

In Connect, hover over the **Risk** menu > **Country Risk** > and Click on **Real Time Security Alerts** under Research & Data

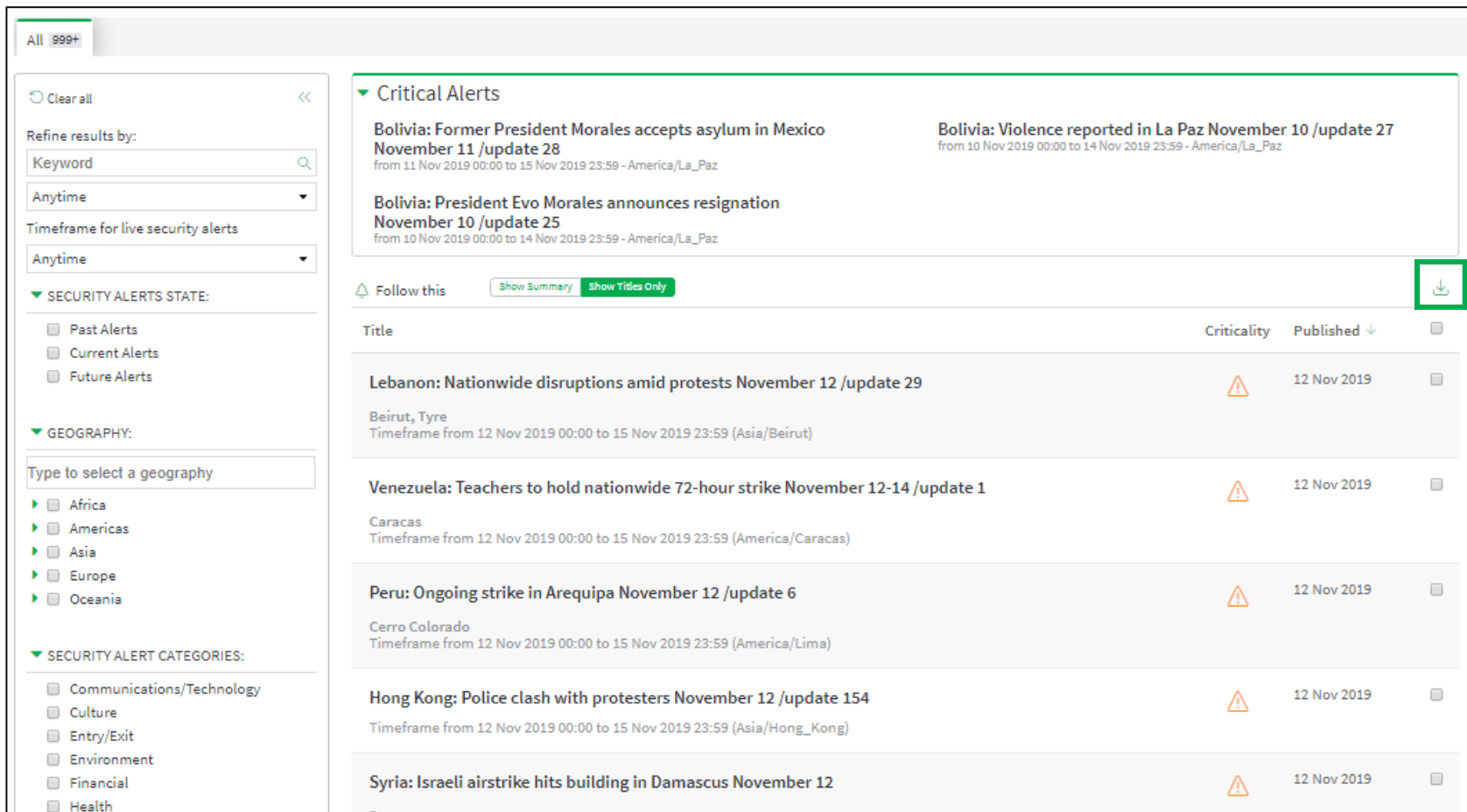


The screenshot displays the IHS Markit Connect web application interface. At the top, the 'Connect' logo is on the left, and a 'Search Connect' input field is on the right. Below the header, a navigation bar features 'Life Sciences' and 'Risk' (highlighted with a green box). To the right of 'Risk' is a 'Geography' icon. Under the 'Risk' menu, a sub-menu is visible with 'Country Risk' (highlighted with a green box), 'Banking Risk', and 'Sovereign Risk'. The 'Country Risk' sub-menu is expanded, showing a list of options under the 'RESEARCH & DATA' section. 'Real Time Security Alerts' is highlighted with a green box. Other options in this section include 'Country Risk - Global Map', 'Headline Analysis', 'Intelligence Events', 'Risks and Ratings', and 'Special Topic: COVID-19 ECR research'. To the right of the 'RESEARCH & DATA' section are two columns: 'TOOLS' and 'RELATED'. The 'TOOLS' column lists 'Data Browser', 'City Risk Ratings', 'Country Risk Ratings', 'Global Economy', 'Location Analytics', 'City Crime Risk Profiles', 'COVID-19 Intelligence Event', 'COVID-19 Vulnerability Index', and 'Country Risk Investment Model'. The 'RELATED' column lists 'IHS Markit Webinars & Events', 'Global Link Model', and 'Global Economics'. At the bottom of the interface, there is a 'RESEARCH & GEOGRAPHY' section with a 'Search...' input field and a magnifying glass icon.



Real Time Security Alerts Page Navigation

Real Time Security Alerts from Garda World with 24/7 updates



The screenshot shows the 'Real Time Security Alerts' page. On the left, there is a sidebar with various filters: 'Clear all', 'Refine results by:' (Keyword, Anytime), 'Timeframe for live security alerts' (Anytime), 'SECURITY ALERTS STATE:' (Past Alerts, Current Alerts, Future Alerts), 'GEOGRAPHY:' (Type to select a geography, Africa, Americas, Asia, Europe, Oceania), and 'SECURITY ALERT CATEGORIES:' (Communications/Technology, Culture, Entry/Exit, Environment, Financial, Health). The main content area is titled 'Critical Alerts' and lists several alerts. Each alert entry includes a title, criticality (indicated by a triangle icon), published date, and a download icon (a green square with a white download symbol). The alerts listed are: 'Bolivia: Former President Morales accepts asylum in Mexico November 11 /update 28', 'Bolivia: Violence reported in La Paz November 10 /update 27', 'Bolivia: President Evo Morales announces resignation November 10 /update 25', 'Lebanon: Nationwide disruptions amid protests November 12 /update 29', 'Venezuela: Teachers to hold nationwide 72-hour strike November 12-14 /update 1', 'Peru: Ongoing strike in Arequipa November 12 /update 6', 'Hong Kong: Police clash with protesters November 12 /update 154', and 'Syria: Israeli airstrike hits building in Damascus November 12'.

Keyword search and relevant filter options.

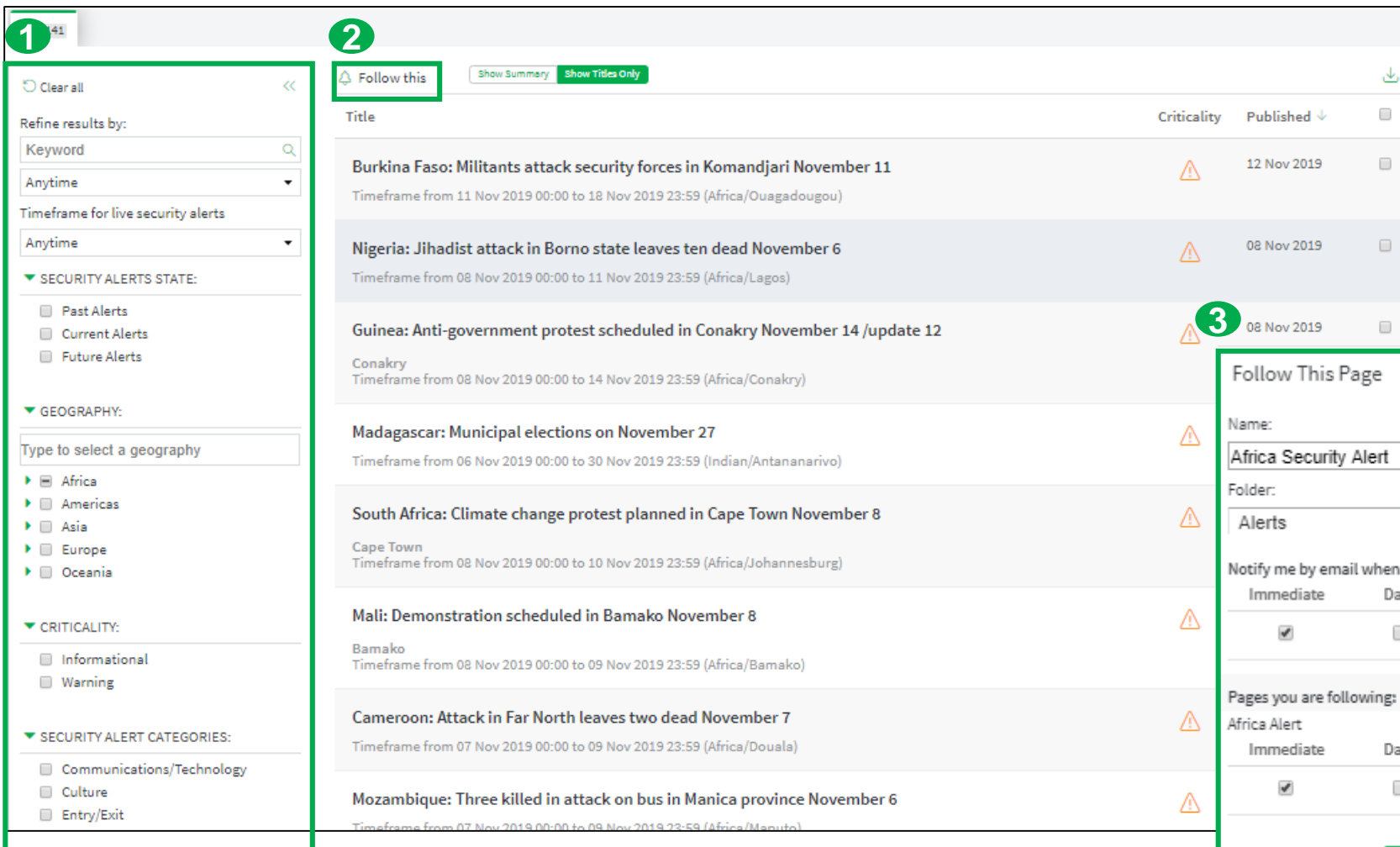
Tick boxes and click on in order to download only the alerts you require.



Real Time Security Alerts Page - Follow this

You can follow Real Time Security Alerts that you are interested in

1. Apply Filters to Real Time Security Alerts by using keyword search and/or relevant filter options.



The screenshot shows the Real Time Security Alerts interface. Callout 1 points to the left sidebar filters. Callout 2 points to the 'Follow this' button at the top of the alert list. Callout 3 points to the 'Follow This Page' modal dialog.

Title	Criticality	Published
Burkina Faso: Militants attack security forces in Komandjari November 11 Timeframe from 11 Nov 2019 00:00 to 18 Nov 2019 23:59 (Africa/Ouagadougou)	Warning	12 Nov 2019
Nigeria: Jihadist attack in Borno state leaves ten dead November 6 Timeframe from 08 Nov 2019 00:00 to 11 Nov 2019 23:59 (Africa/Lagos)	Warning	08 Nov 2019
Guinea: Anti-government protest scheduled in Conakry November 14 /update 12 Conakry Timeframe from 08 Nov 2019 00:00 to 14 Nov 2019 23:59 (Africa/Conakry)	Warning	08 Nov 2019
Madagascar: Municipal elections on November 27 Timeframe from 06 Nov 2019 00:00 to 30 Nov 2019 23:59 (Indian/Antananarivo)	Warning	
South Africa: Climate change protest planned in Cape Town November 8 Cape Town Timeframe from 08 Nov 2019 00:00 to 10 Nov 2019 23:59 (Africa/Johannesburg)	Warning	
Mali: Demonstration scheduled in Bamako November 8 Bamako Timeframe from 08 Nov 2019 00:00 to 09 Nov 2019 23:59 (Africa/Bamako)	Warning	
Cameroon: Attack in Far North leaves two dead November 7 Timeframe from 07 Nov 2019 00:00 to 09 Nov 2019 23:59 (Africa/Douala)	Warning	
Mozambique: Three killed in attack on bus in Manica province November 6 Timeframe from 07 Nov 2019 00:00 to 09 Nov 2019 23:59 (Africa/Maputo)	Warning	

2. Select 'Follow this'.

3. Name the search, specify the folder to save the search and select the alert frequency.

Follow This Page

Name:
Africa Security Alert

Folder:
Alerts

Notify me by email when this updates

Immediate
Daily
Weekly

Pages you are following:

Africa Alert
Immediate
Daily
Weekly

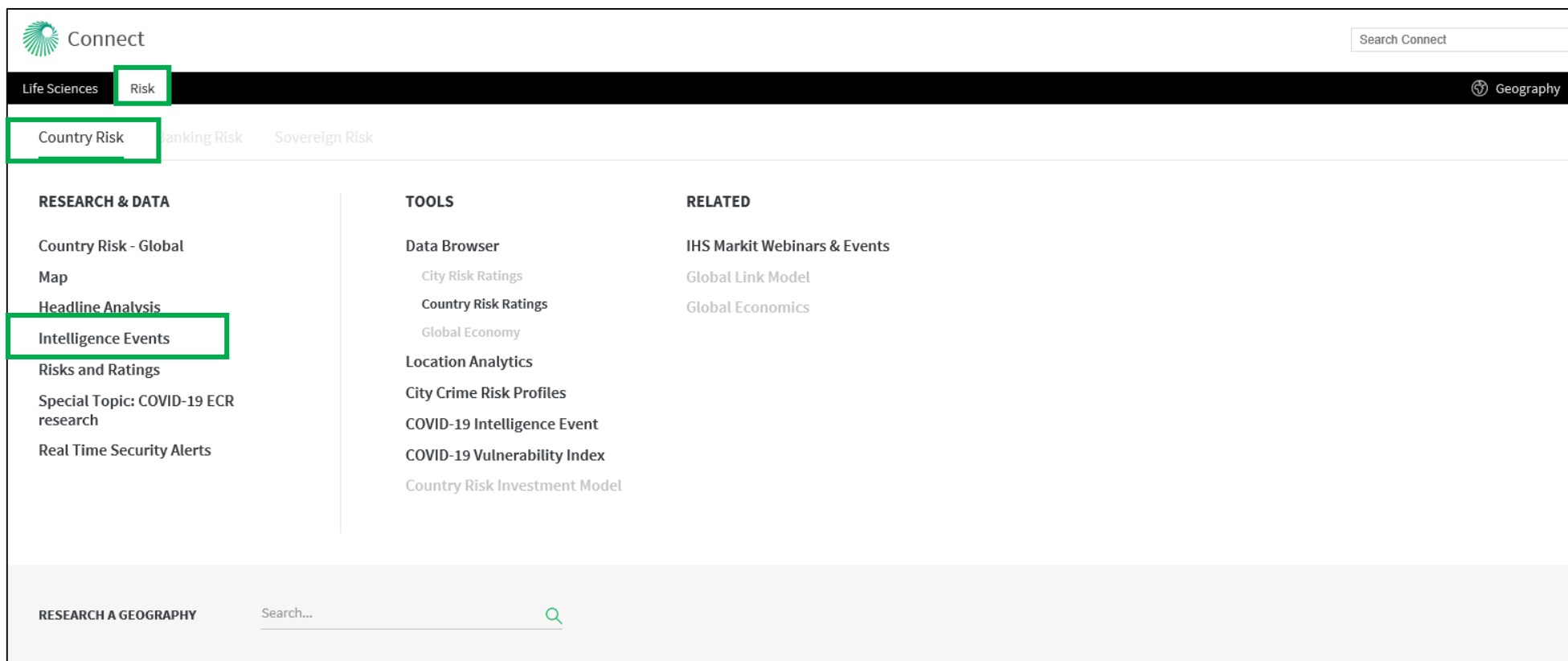
Apply
Cancel



Intelligence Events

Intelligence Events

In Connect, hover over the **Risk** menu > **Country Risk** and click on **Intelligence Events** under Research & Data



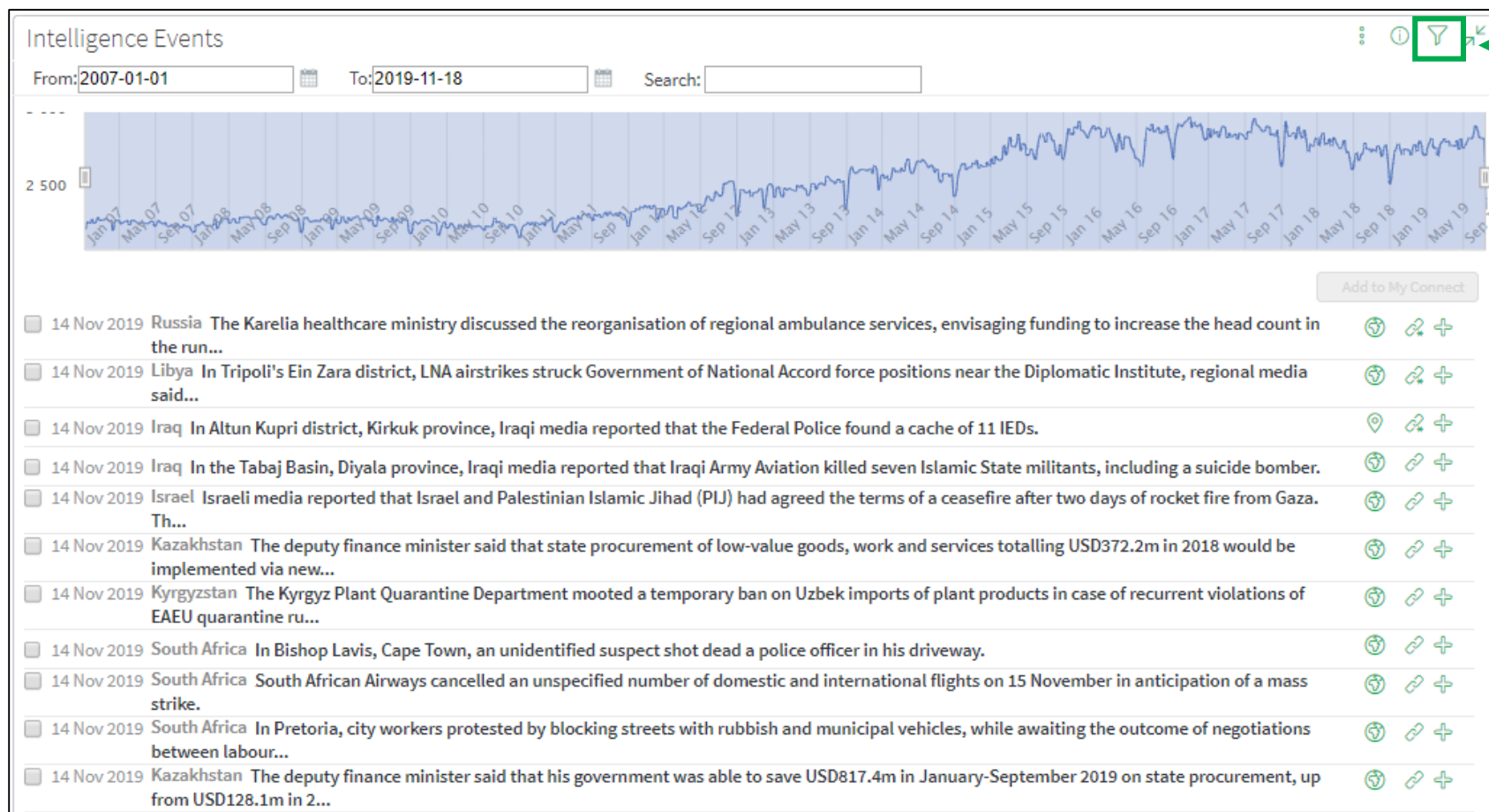
The screenshot displays the IHS Markit Connect web application. At the top, the 'Connect' logo is on the left, and a search bar labeled 'Search Connect' is on the right. Below the header, a navigation bar contains 'Life Sciences' and 'Risk'. The 'Risk' menu is highlighted with a green box. Under 'Risk', there are three sub-menus: 'Country Risk', 'Banking Risk', and 'Sovereign Risk'. The 'Country Risk' sub-menu is highlighted with a green box. Within the 'Country Risk' sub-menu, the 'Intelligence Events' option is highlighted with a green box. The main content area is divided into three columns: 'RESEARCH & DATA', 'TOOLS', and 'RELATED'. The 'RESEARCH & DATA' column lists several options, including 'Country Risk - Global Map', 'Headline Analysis', 'Intelligence Events', 'Risks and Ratings', 'Special Topic: COVID-19 ECR research', and 'Real Time Security Alerts'. The 'TOOLS' column lists 'Data Browser', 'City Risk Ratings', 'Country Risk Ratings', 'Global Economy', 'Location Analytics', 'City Crime Risk Profiles', 'COVID-19 Intelligence Event', 'COVID-19 Vulnerability Index', and 'Country Risk Investment Model'. The 'RELATED' column lists 'IHS Markit Webinars & Events', 'Global Link Model', and 'Global Economics'. At the bottom, there is a 'RESEARCH & GEOGRAPHY' section with a search bar and a magnifying glass icon.

Menu options will appear based on the user's access or company subscription.







Intelligence Events Page Navigation

Risk-relevant events that have impacted the business environment or that are indicators of future changes in the risk environment



Filter by risk type, sector, miscellaneous and geography.

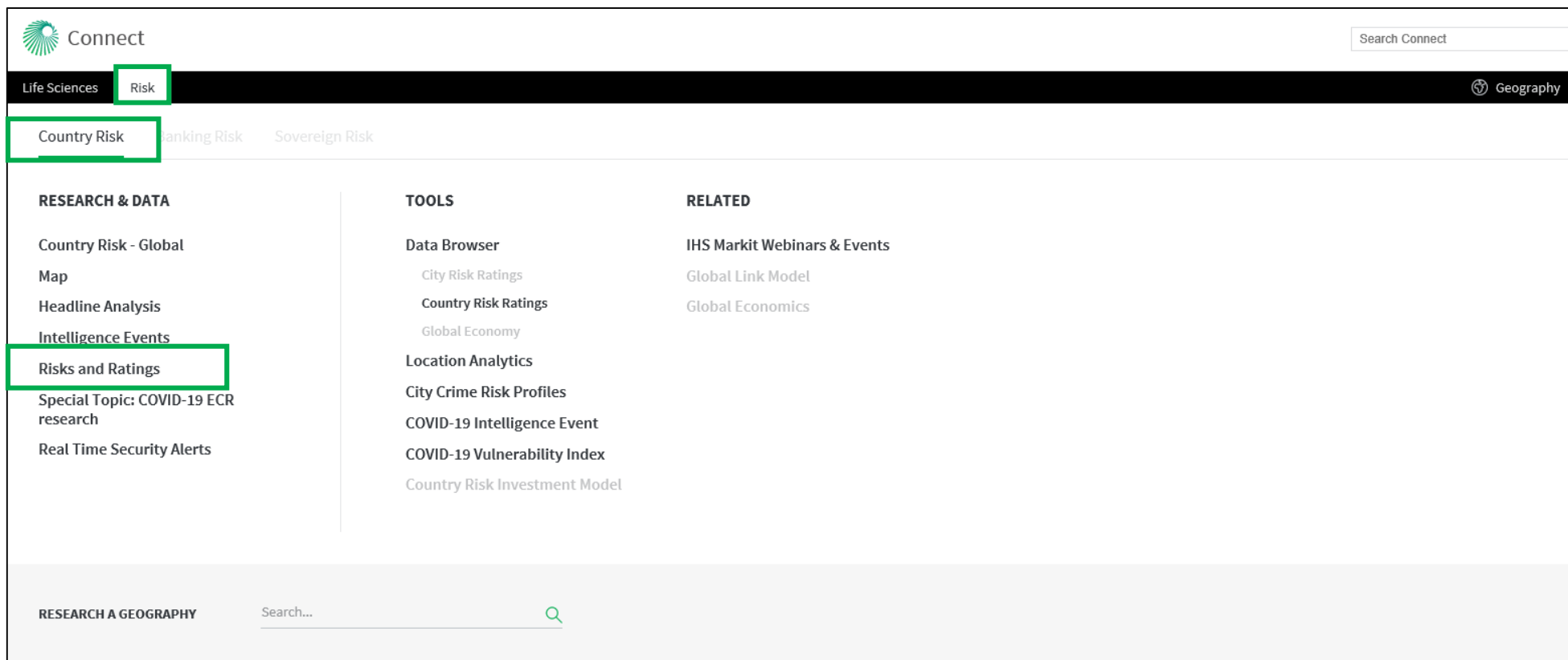
Click on icon  or  to go to the Map tool, click on  to read more about the event from the actual source and click on  to save it to My Connect.



Risks and Ratings

Risks and Ratings

In Connect, hover over the **Risk** menu > **Country Risk** and click on **Risks and Ratings** under Research & Data



The screenshot displays the IHS Markit Connect web application interface. At the top, the 'Connect' logo is on the left, and a 'Search Connect' input field is on the right. Below the header, a navigation bar contains 'Life Sciences' and 'Risk'. The 'Risk' menu is highlighted with a green box. Under 'Risk', there are three sub-menus: 'Country Risk', 'Banking Risk', and 'Sovereign Risk'. The 'Country Risk' sub-menu is also highlighted with a green box. On the left side of the main content area, under the heading 'RESEARCH & DATA', there is a list of links: 'Country Risk - Global', 'Map', 'Headline Analysis', 'Intelligence Events', 'Risks and Ratings', 'Special Topic: COVID-19 ECR research', and 'Real Time Security Alerts'. The 'Risks and Ratings' link is highlighted with a green box. To the right of this list, there are two columns: 'TOOLS' and 'RELATED'. The 'TOOLS' column lists 'Data Browser', 'City Risk Ratings', 'Country Risk Ratings', 'Global Economy', 'Location Analytics', 'City Crime Risk Profiles', 'COVID-19 Intelligence Event', 'COVID-19 Vulnerability Index', and 'Country Risk Investment Model'. The 'RELATED' column lists 'IHS Markit Webinars & Events', 'Global Link Model', and 'Global Economics'. At the bottom of the page, there is a footer section with the text 'RESEARCH & GEOGRAPHY' and a search bar with the placeholder text 'Search...'. A green magnifying glass icon is next to the search bar.

Menu options will appear based on the user's access or company subscription.



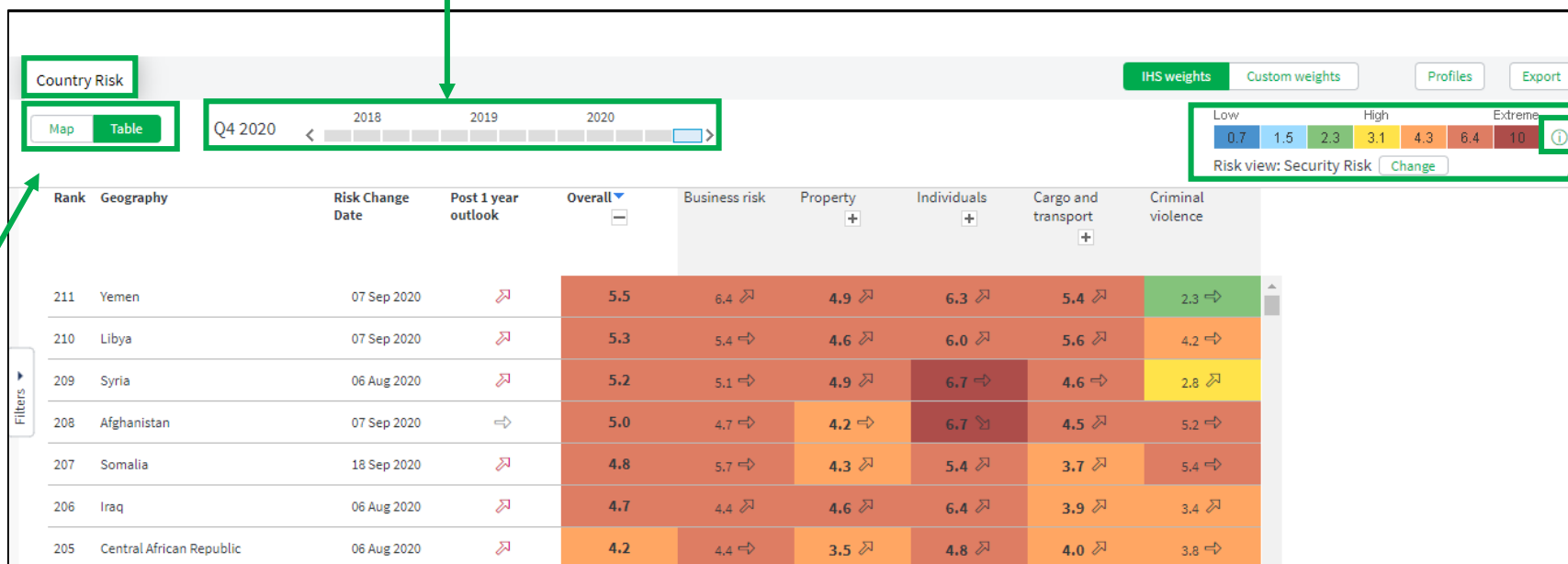
Risks and Ratings

Compare and evaluate forward-looking risk ratings

View ratings **history**.

Select **Country Risk** tab to evaluate geographies' relative riskiness by comparing their risk scores.

Toggle between Ratings **Table** or **Map** View.



Rank	Geography	Risk Change Date	Post 1 year outlook	Overall	Business risk	Property	Individuals	Cargo and transport	Criminal violence
211	Yemen	07 Sep 2020	↗	5.5	6.4 ↗	4.9 ↗	6.3 ↗	5.4 ↗	2.3 ↗
210	Libya	07 Sep 2020	↗	5.3	5.4 ↗	4.6 ↗	6.0 ↗	5.6 ↗	4.2 ↗
209	Syria	06 Aug 2020	↗	5.2	5.1 ↗	4.9 ↗	6.7 ↗	4.6 ↗	2.8 ↗
208	Afghanistan	07 Sep 2020	⇒	5.0	4.7 ↗	4.2 ↗	6.7 ↗	4.5 ↗	5.2 ↗
207	Somalia	18 Sep 2020	↗	4.8	5.7 ↗	4.3 ↗	5.4 ↗	3.7 ↗	5.4 ↗
206	Iraq	06 Aug 2020	↗	4.7	4.4 ↗	4.6 ↗	6.4 ↗	3.9 ↗	3.4 ↗
205	Central African Republic	06 Aug 2020	↗	4.2	4.4 ↗	3.5 ↗	4.8 ↗	4.0 ↗	3.8 ↗

Seven color-coded risk bands (Low to Extreme) provide a threshold to compare and contrast risks between geographies and regions.

Read about **methodology** for the risk rating system and risk definitions.

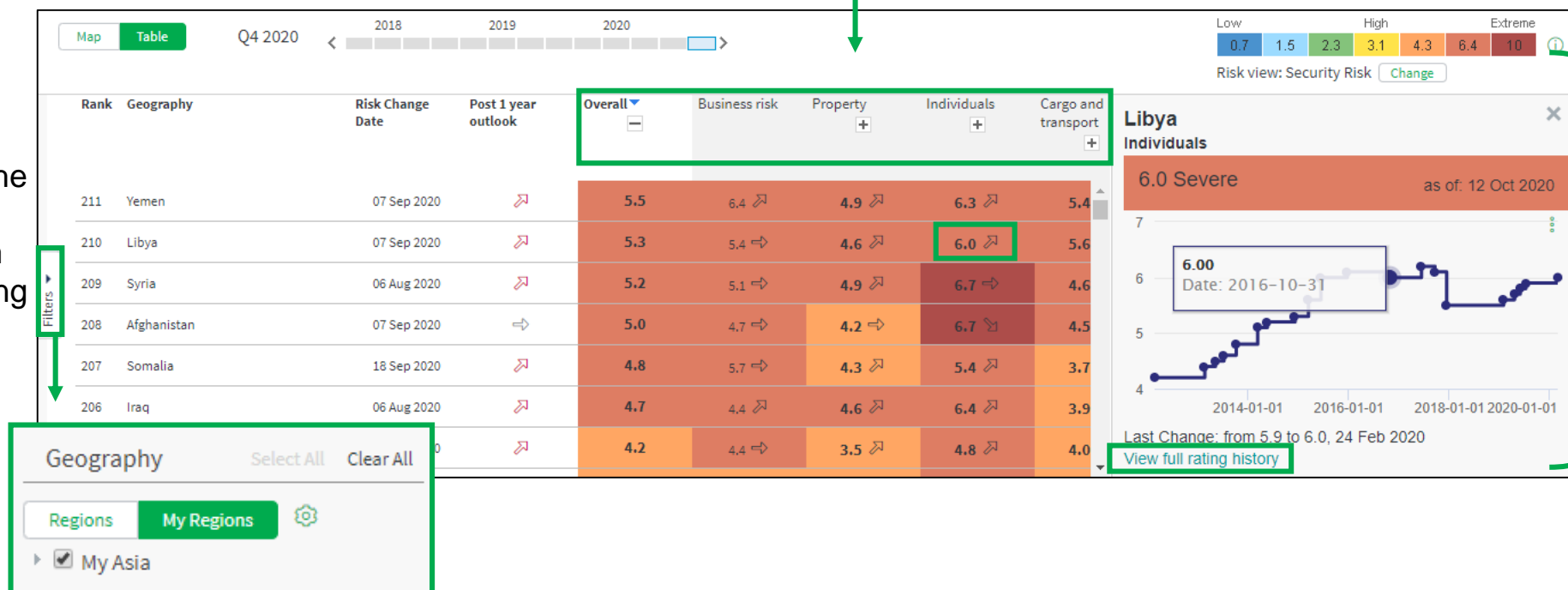


Risks and Ratings

A league table for countries/territories' riskiness

Expand risk factors that contains a + sign to display its **sub-aggregate risk factors**.

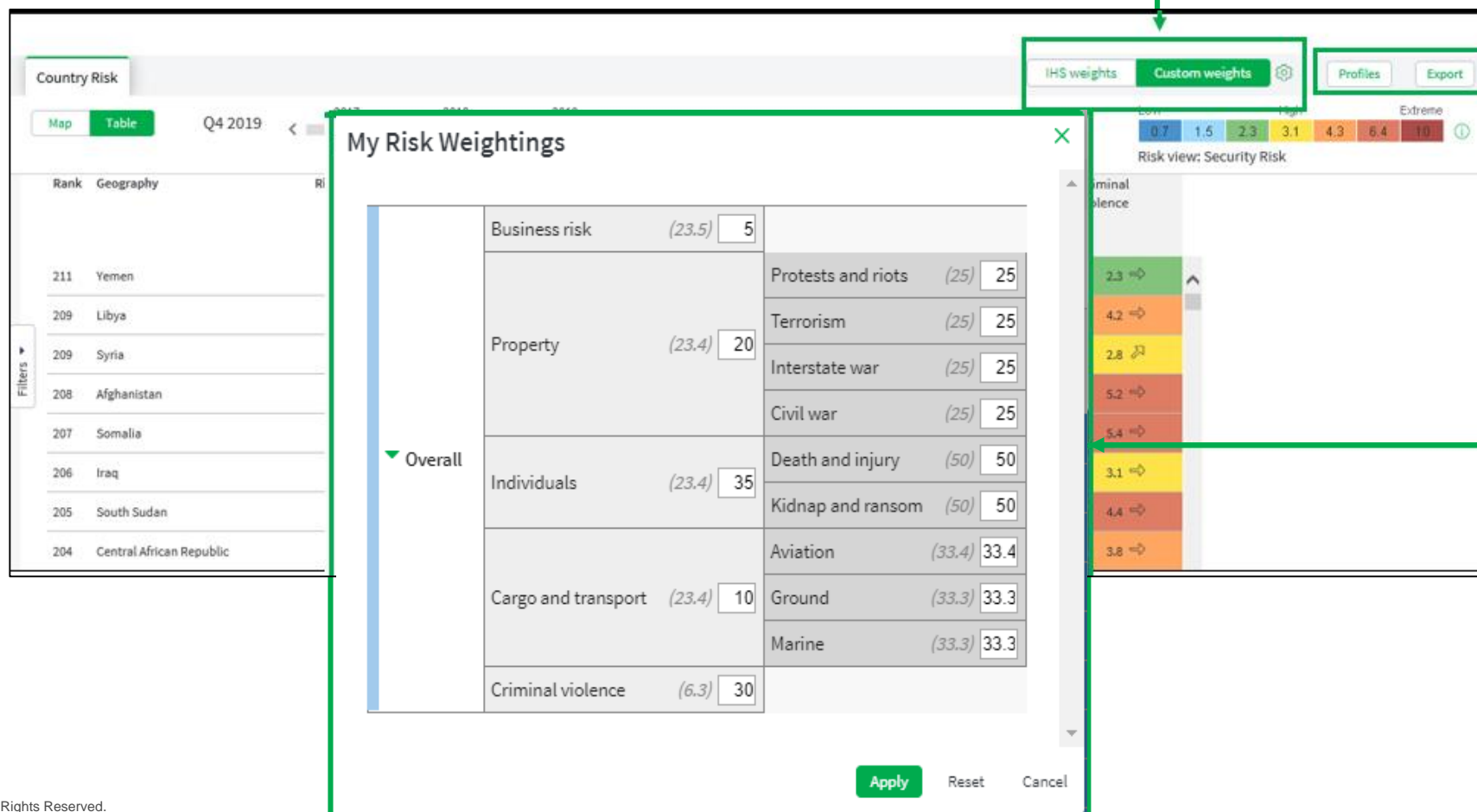
Use the Filter tab to select the geography or create custom groupings using **My Regions**.



Risks and Ratings

Customize risk ratings

Click on **Custom Weights** tab and then on widget to bring up **My Risk Weightings**.



Country Risk

Map Table Q4 2019

Rank	Geography	Risk Rating
211	Yemen	
209	Libya	
209	Syria	
208	Afghanistan	
207	Somalia	
206	Iraq	
205	South Sudan	
204	Central African Republic	

My Risk Weightings

IHS weights Custom weights Profiles Export

Risk view: Security Risk

Risk Category	Weight
Business risk	(23.5) 5
Property	(23.4) 20
Individuals	(23.4) 35
Cargo and transport	(23.4) 10
Criminal violence	(6.3) 30
Protests and riots	(25) 25
Terrorism	(25) 25
Interstate war	(25) 25
Civil war	(25) 25
Death and injury	(50) 50
Kidnap and ransom	(50) 50
Aviation	(33.4) 33.4
Ground	(33.3) 33.3
Marine	(33.3) 33.3

Apply Reset Cancel

Save custom weights as a **Profile** or **Export** to Excel.

Adjust weights by risk category and click **Apply** to create custom weighting.

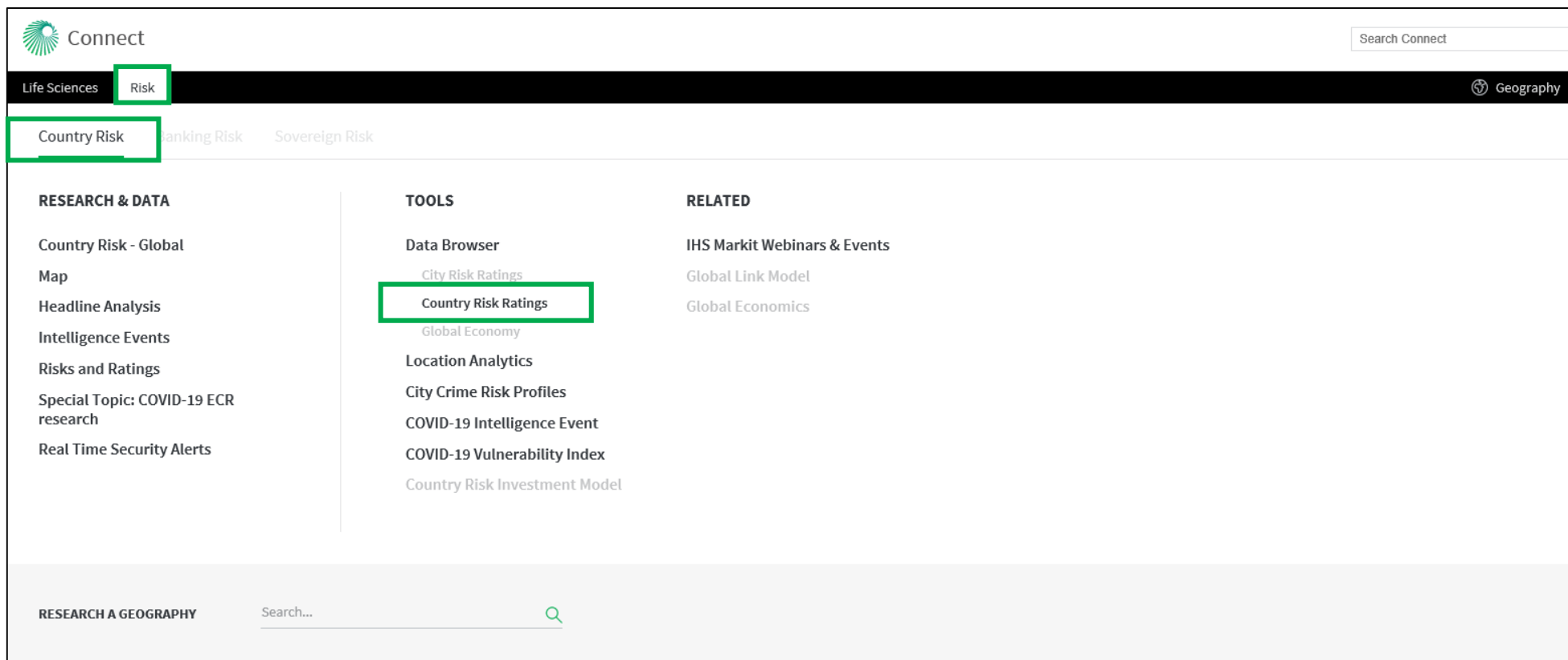


Data Browser

Allows you to customize, save and export data

Data Browser – Menu Page

Hover over the **Risk** menu > **Country Risk** to access the Country Risk Ratings database under **Tools** > **Data Browser**



The screenshot displays the IHS Markit Connect interface. At the top, the 'Connect' logo and a search bar are visible. Below the logo, a navigation bar includes 'Life Sciences' and 'Risk', with 'Risk' highlighted. Under 'Risk', there are sub-menus: 'Country Risk' (highlighted), 'Banking Risk', and 'Sovereign Risk'. The 'Country Risk' sub-menu is expanded, showing a list of options under three categories: 'RESEARCH & DATA', 'TOOLS', and 'RELATED'. In the 'TOOLS' category, 'Country Risk Ratings' is highlighted. The 'RELATED' category lists 'IHS Markit Webinars & Events', 'Global Link Model', and 'Global Economics'. At the bottom, there is a 'RESEARCH & GEOGRAPHY' section with a search bar.


Menu options will appear based on the user's access or company subscription.



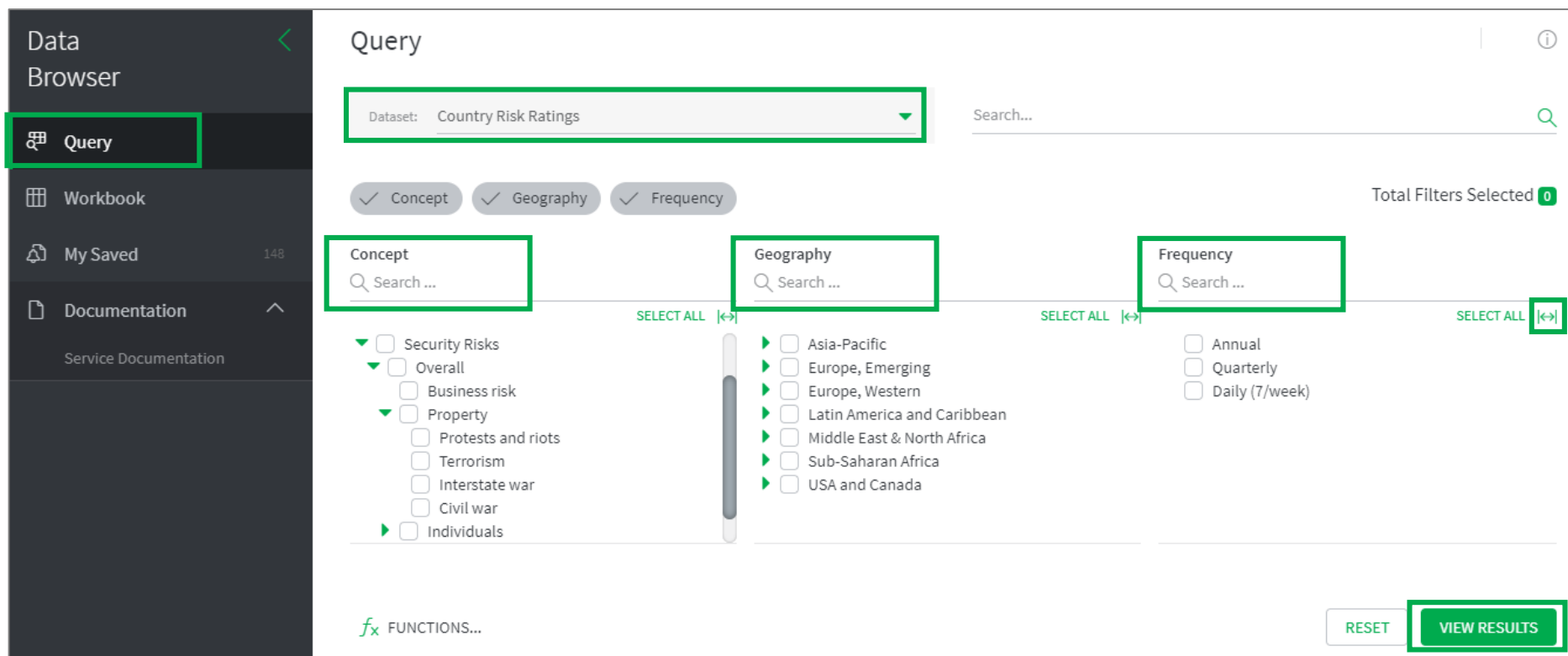
Data Browser - Build your own customized Data Query

You can search data by concept, geography and/or frequency

You can apply a keyword search for concept, geography and frequency.

 allows you to expand the filter pane.

Select the **Country Risk Ratings** database to search, view and extract the risk scores. After making selections, click on **VIEW RESULTS**.



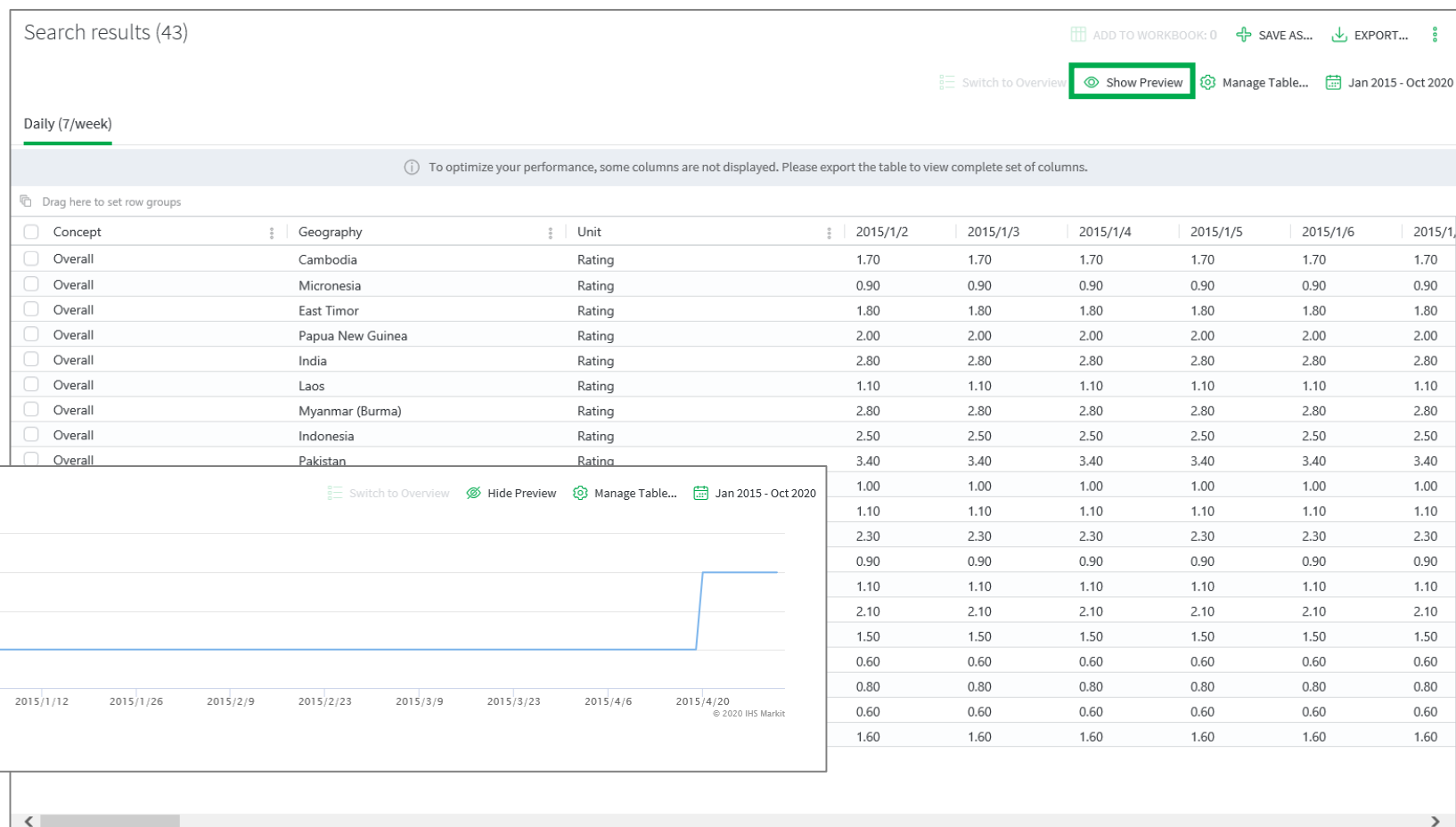
The screenshot displays the 'Data Browser' interface. On the left sidebar, the 'Query' tab is selected. The main panel is titled 'Query' and shows the 'Dataset' as 'Country Risk Ratings'. Below this, there are three filter categories: 'Concept', 'Geography', and 'Frequency'. Each category has a search bar and a 'SELECT ALL' button with an expand icon. The 'Concept' filter includes options like 'Security Risks', 'Overall', 'Business risk', 'Property', 'Protests and riots', 'Terrorism', 'Interstate war', 'Civil war', and 'Individuals'. The 'Geography' filter includes 'Asia-Pacific', 'Europe, Emerging', 'Europe, Western', 'Latin America and Caribbean', 'Middle East & North Africa', 'Sub-Saharan Africa', and 'USA and Canada'. The 'Frequency' filter includes 'Annual', 'Quarterly', and 'Daily (7/week)'. At the bottom right, there are 'RESET' and 'VIEW RESULTS' buttons. The 'VIEW RESULTS' button is highlighted with a green border.



Data Browser - Search Results

Search results are shown below the filtering options. Ticking a box and clicking on **Show Preview** allow you to see a quick preview of the selected series (one series at a time). Scroll to the right to see all time series data.

There are multiple tabs if you select multiple frequencies.

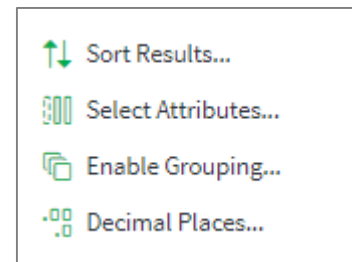


Data Browser - Table Settings

Manage Table allows you to change table settings.

Clicking the date range allows you to revise the data period.

Save As allows you to save the criteria for later use. You can access your saved item through **My Saved** section.



Date Range

DEFAULT
CUSTOM

Start Date:

☐ First available value

☒ 5 observation before today

☐ 1 Jan 2014

End Date:

☐ Last available value

☒ 5 observation after today

☐ 1 Jan 2024

☒ Rolling period

CANCEL
APPLY

Data Browser

Query
Workbook
My Saved
Documentation
Service Documentation

Search results (43)

ADD TO WORKBOOK: 0
SAVE AS...
EXPORT...

Switch to Overview
Show Preview
Manage Table...
Jan 2015 - Oct 2020

Daily (7/week)

To optimize your performance, some columns are not displayed. Please export the table to view complete set of columns.

Drag here to set row groups

Concept	Geography	Unit	2015/1/2
<input type="checkbox"/> Overall	East Timor	Rating	1.80
<input type="checkbox"/> Overall	Papua New Guinea	Rating	2.00
<input type="checkbox"/> Overall	India	Rating	2.80
<input type="checkbox"/> Overall	Laos	Rating	1.10
<input type="checkbox"/> Overall	Myanmar (Burma)	Rating	2.80
<input type="checkbox"/> Overall	Indonesia	Rating	2.50
<input type="checkbox"/> Overall	Pakistan	Rating	3.40
<input type="checkbox"/> Overall	Bhutan	Rating	1.00
<input type="checkbox"/> Overall	Australia	Rating	1.10
<input type="checkbox"/> Overall	Philippines	Rating	2.30

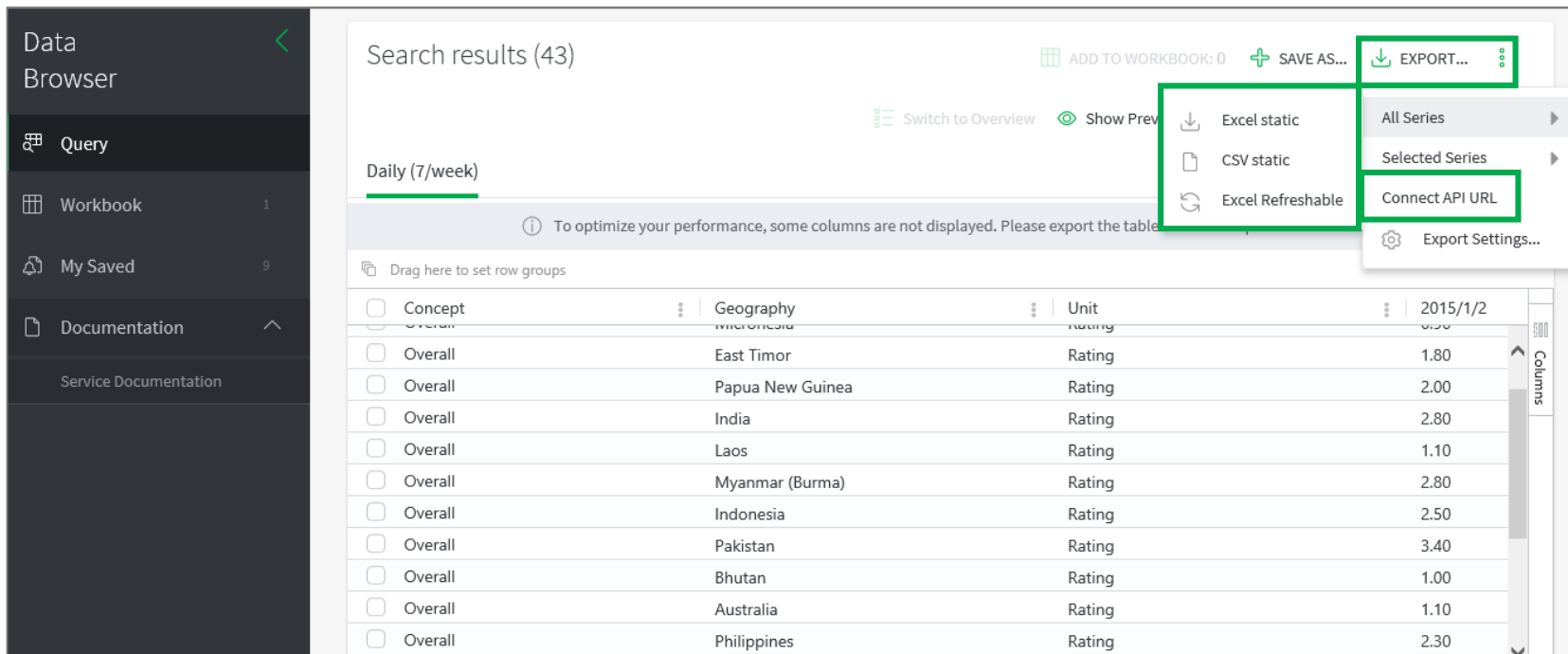


Data Browser - Export function

Click on **EXPORT** to download **All Series** or **Selected Series** to Excel. Choose between **Excel static**, **CSV static** or **Excel Refreshable**.

Alternatively, you can select **Connect API URL**.

Adjust **Export Settings** if necessary.



The screenshot shows the Data Browser interface with a sidebar on the left containing 'Data Browser', 'Query', 'Workbook', 'My Saved', and 'Documentation'. The main area displays 'Search results (43)' with a table of data. The table has columns for 'Concept', 'Geography', 'Unit', and '2015/1/2'. The 'Concept' column lists 'Overall' for various countries. The 'Geography' column lists countries like East Timor, Papua New Guinea, India, Laos, Myanmar (Burma), Indonesia, Pakistan, Bhutan, Australia, and Philippines. The 'Unit' column lists 'Rating'. The '2015/1/2' column lists numerical values. An 'EXPORT...' button is highlighted in the top right, and a dropdown menu is open showing options: 'All Series', 'Selected Series', 'Connect API URL', and 'Export Settings...'. The 'Connect API URL' option is highlighted in the dropdown menu. Below the table, there is a message: 'To optimize your performance, some columns are not displayed. Please export the table'.

Concept	Geography	Unit	2015/1/2
Overall	East Timor	Rating	1.80
Overall	Papua New Guinea	Rating	2.00
Overall	India	Rating	2.80
Overall	Laos	Rating	1.10
Overall	Myanmar (Burma)	Rating	2.80
Overall	Indonesia	Rating	2.50
Overall	Pakistan	Rating	3.40
Overall	Bhutan	Rating	1.00
Overall	Australia	Rating	1.10
Overall	Philippines	Rating	2.30



Data Browser - Generate a refreshable Excel file

Refreshable Excel files allow you to update the data in Excel with one click

Search results (43)

ADD TO WORKBOOK: 0 + SAVE AS... **EXPORT...**

Switch to Overview Show Preview

Daily (7/week)

To optimize your performance, some columns are not displayed. Please export the table

Drag here to set row groups

Concept	Geography	Unit	2015/1/2
Overall	East Timor	Rating	
Overall	Papua New Guinea	Rating	
Overall	India	Rating	
Overall	Laos	Rating	
Overall	Myanmar (Burma)	Rating	

Excel static

CSV static

Excel Refreshable

All Series

Selected Series

Connect API URL

Export Settings...

Save this Query

Item name
Country Risk Ratings

Destination folder
Save for later

✓ Billing Code

CANCEL SAVE

File Home Insert Page Layout Formulas **Data** Review View Add-ins Help

Get Data From Text/CSV From Web From Table/Range Recent Sources Existing Connections Queries & Connections Properties Edit Links

Refresh All

Stocks Geography

Sort Filter

Text to Columns

A1

You can refresh this spreadsheet in 'Data' menu.

Country Risk Ratings

Created on Mon 12 Oct 2020, 6:47 AM EST (11:47 GMT)

Frequency: Daily (7/week)

Concept	Geography	Unit	2015-01-02	2015-01-03	2015-01-04	2015-01-05	2015-01-06	2015-01-07	2015-01-08	2015-01-09
Overall	Singapore	Rating	0.60	0.60	0.60	0.60	0.60	0.60	0.60	0.60
Overall	Malaysia	Rating	1.20	1.20	1.20	1.20	1.20	1.20	1.20	1.20
Overall	Japan	Rating	1.10	1.10	1.10	1.10	1.10	1.10	1.10	1.10
Overall	Philippines	Rating	2.30	2.30	2.30	2.30	2.30	2.30	2.30	2.30
Overall	Brunei	Rating	0.60	0.60	0.60	0.60	0.60	0.60	0.60	0.60
Overall	New Zealand	Rating	0.70	0.70	0.70	0.70	0.70	0.70	0.70	0.70
Overall	Tuvalu	Rating	0.80	0.80	0.80	0.80	0.80	0.80	0.80	0.80

Select **Excel Refreshable** to generate a refreshable excel file. Specify a folder to save the search criteria.


To update the refreshable Excel, please click on **Refresh All** from the Excel Data Menu.



Data Browser - Training Video

Online training video provides quick guidance on the Data Browser

Click on  followed by **Training Video** to view the online training video.



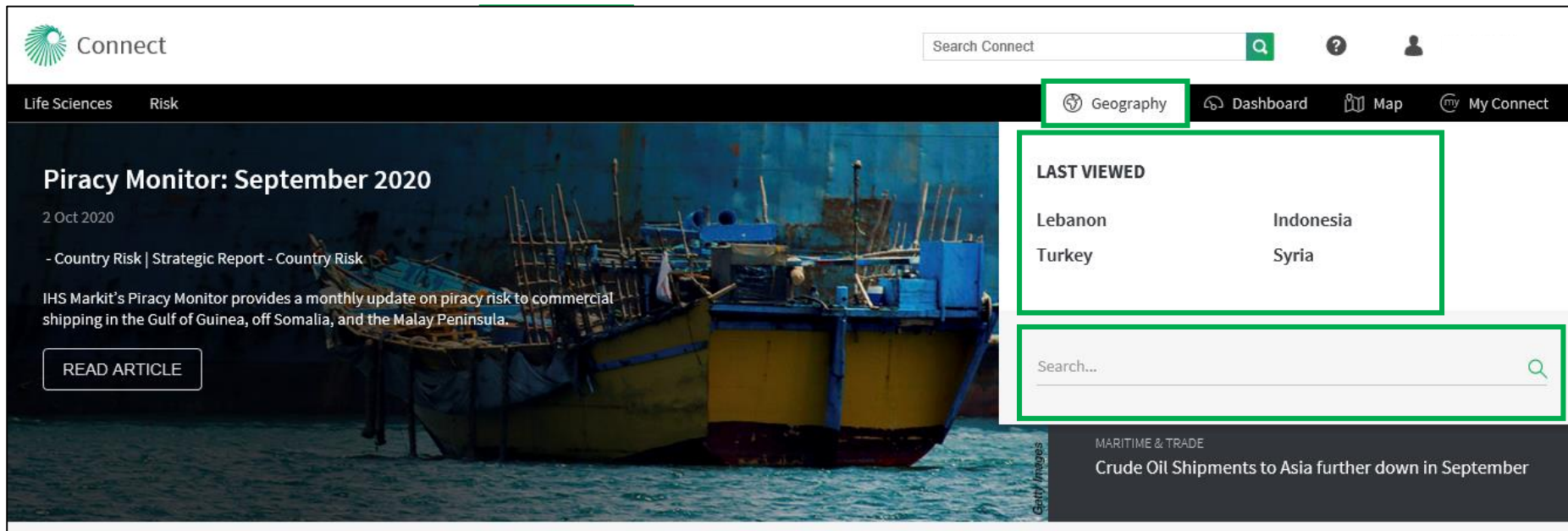
The screenshot displays the IHS Markit Data Browser interface. On the left is a dark sidebar with navigation options: Data Browser, Build Query, Workspace, My Saved (10), Documentation, Service Documentation, Flash Alerts, and What is New in Data. The main area is titled 'Build Query' and contains a search bar for datasets and a list of categories with checkboxes, including Aggregated Capacity by, Automotive Mobility, Banking, Construction - Canada, Canadian Economy, Chemical Capacity by, Chemical Capacity by, Chemical Price & Econ, and Chemical Supply & Der. A modal window titled 'About Data Browser' is open in the center, featuring three tabs: Information, Training Video (which is selected and underlined), and Customer Care. The modal displays the IHS Markit logo and a video player with a progress bar showing 00:04 / 04:50. A 'CLOSE' button is located at the bottom right of the modal. In the top right corner of the main interface, there is a green box highlighting an information icon (a circle with an 'i') next to a document icon. Below this, it says 'Total Filters Selected 0'. At the bottom right of the main interface, there are 'RESET' and 'VIEW RESULTS' buttons.

Geography

Individual country views: the latest political and security prospects for each country

Geography

In Connect, hover over the **Geography** menu to access individual countries/territories



The last viewed countries/territories are listed here.

Type the countries/territories in the search bar.

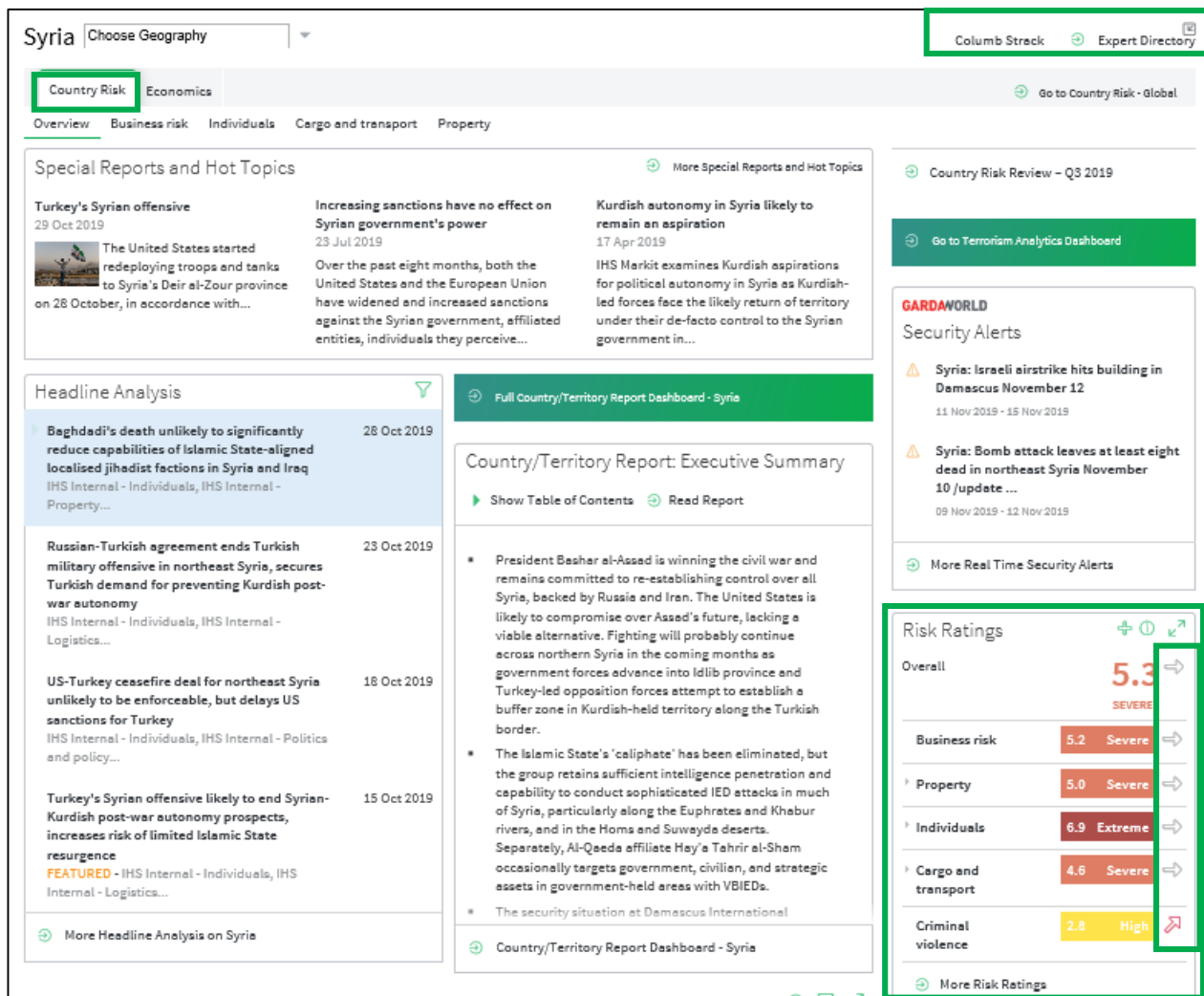
Menu options will appear based on the user's access or company subscription.



Geography

Country Risk: Individual country views on the **political** and **security** prospects for the selected country/territory

The **Country Risk** tab focus on Political and Security topics. It displays special reports, daily analysis, the country/territory report dashboard, intelligence events and risk ratings.



The screenshot displays the IHS Markit Country Risk interface for Syria. The interface is divided into several sections:

- Country Risk Tab:** The main focus, showing special reports and hot topics.
- Special Reports and Hot Topics:** Includes articles like "Turkey's Syrian offensive" and "Increasing sanctions have no effect on Syrian government's power".
- Headline Analysis:** Provides a summary of key events, such as "Baghdadi's death unlikely to significantly reduce capabilities of Islamic State-aligned localised jihadist factions in Syria and Iraq".
- Country/Territory Report: Executive Summary:** Offers a detailed overview of the situation in Syria, including political and security aspects.
- Risk Ratings Table:** Displays forward-looking 1-year risk assessment scores for various categories:

Category	Risk Score	Severity
Overall	5.3	SEVERE
Business risk	5.2	Severe
Property	5.0	Severe
Individuals	6.9	Extreme
Cargo and transport	4.6	Severe
Criminal violence	2.8	High

The **Analyst** following the country/territory can be reached directly. Click on the name or click on **Expert Directory** to see their contact details.

The Risk Ratings table displays the **Risk Scores** (forward-looking 1-year risk assessment). The **arrows** next to the scores provide the outlook beyond 1 year.

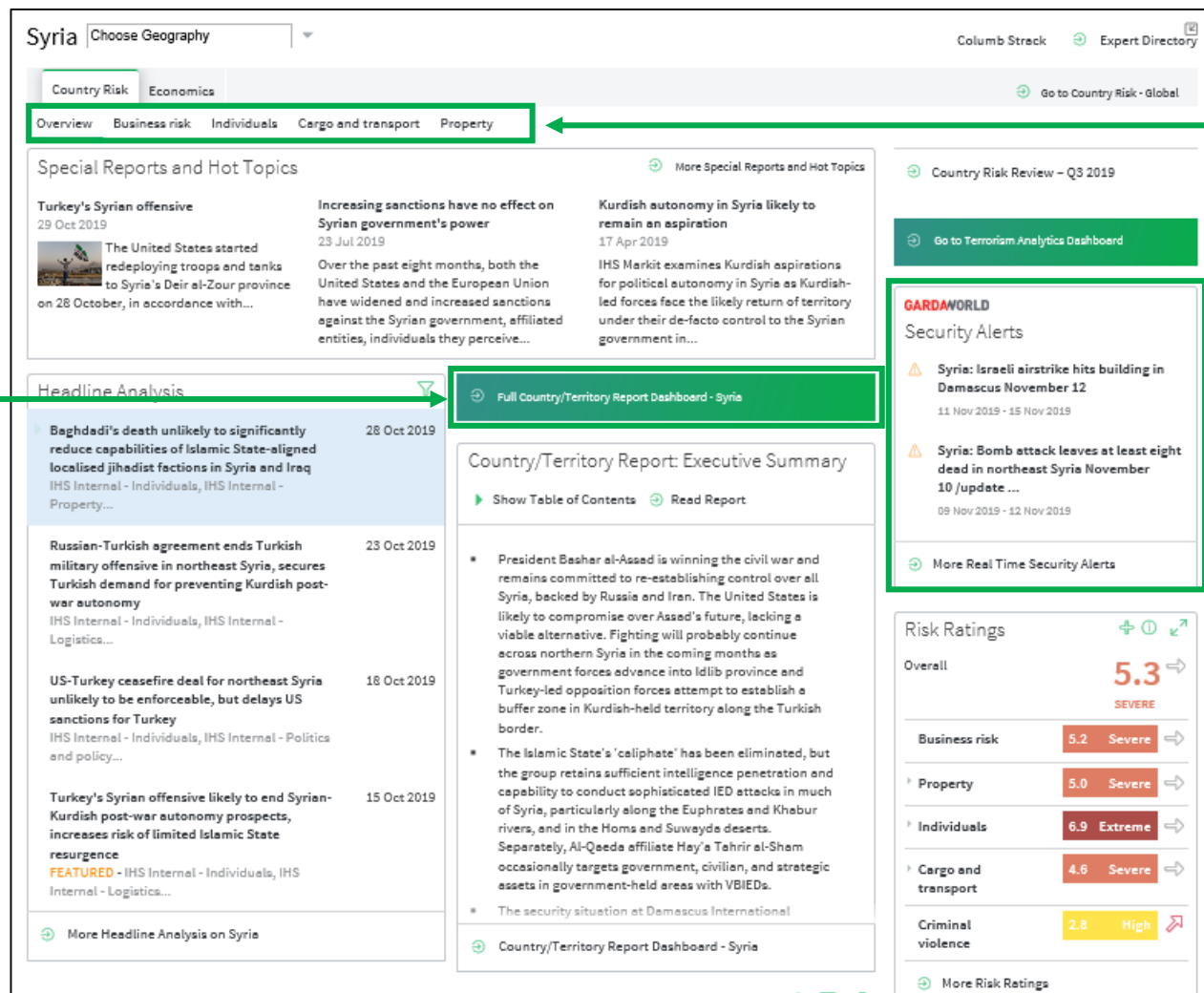


Geography

Country Risk: Individual country views on the **political** and **security** prospects for the selected country/territory

Use the **sub menus** to apply **filters** to the whole page and display **relevant risk content** and **scores**.

Check the latest **Real Time Security Alerts** published for the selected country/territory.



Country Risk | Choose Geography

Country Risk | Economics

Overview | Business risk | Individuals | Cargo and transport | Property

Special Reports and Hot Topics

Turkey's Syrian offensive
29 Oct 2019
The United States started redeploying troops and tanks to Syria's Deir al-Zour province on 28 October, in accordance with...

Increasing sanctions have no effect on Syrian government's power
23 Jul 2019
Over the past eight months, both the United States and the European Union have widened and increased sanctions against the Syrian government, affiliated entities, individuals they perceive...

Kurdish autonomy in Syria likely to remain an aspiration
17 Apr 2019
IHS Markit examines Kurdish aspirations for political autonomy in Syria as Kurdish-led forces face the likely return of territory under their de-facto control to the Syrian government in...

More Special Reports and Hot Topics

Country Risk Review - Q3 2019

Go to Terrorism Analytics Dashboard

GARDAWORLD Security Alerts

Syria: Israeli airstrike hits building in Damascus November 12
11 Nov 2019 - 15 Nov 2019

Syria: Bomb attack leaves at least eight dead in northeast Syria November 10 /update ...
09 Nov 2019 - 12 Nov 2019

More Real Time Security Alerts

Risk Ratings

Overall
5.3
SEVERE

Business risk
5.2
Severe

Property
5.0
Severe

Individuals
6.9
Extreme

Cargo and transport
4.6
Severe

Criminal violence
2.8
High

More Risk Ratings

Full Country/Territory Report Dashboard - Syria

Country/Territory Report: Executive Summary

Show Table of Contents | Read Report

- President Bashar al-Assad is winning the civil war and remains committed to re-establishing control over all Syria, backed by Russia and Iran. The United States is likely to compromise over Assad's future, lacking a viable alternative. Fighting will probably continue across northern Syria in the coming months as government forces advance into Idlib province and Turkey-led opposition forces attempt to establish a buffer zone in Kurdish-held territory along the Turkish border.
- The Islamic State's 'caliphate' has been eliminated, but the group retains sufficient intelligence penetration and capability to conduct sophisticated IED attacks in much of Syria, particularly along the Euphrates and Khabor rivers, and in the Homs and Suwayda deserts. Separately, Al-Qaeda affiliate Hay'at Tahrir al-Sham occasionally targets government, civilian, and strategic assets in government-held areas with VBIEDs.
- The security situation at Damascus International

Country/Territory Report Dashboard - Syria

More Headline Analysis on Syria

The **Country/Territory Report** contains our latest outlook analysis by risk category. Click on **Full Country/Territory Dashboard** link to navigate to all sections, to access analyst contact details and to track risk scores.



Geography

Country Risk: Individual country views on the **political** and **security** prospects for the selected country/territory

INTELLIGENCE EVENTS

12 Nov 2019 Near the Lebanese Embassy, western Mazzeh villas, Damascus, the Palestinian Islamic Jihad Movement said Israel had targeted the home of Akram al-Ajour...

11 Nov 2019 Near the Lebanese embassy, western Mazzeh villas, Damascus, pro-government media said multiple hostile missiles struck a civilian building within Syri...

11 Nov 2019 In Khafiya, Raqqe province, the Syrian National Army seized full control from the Syrian Democratic Forces, according to a statement on social media.

11 Nov 2019 In Mahmoudiya, Hasaka province, the Syrian National Army seized full control from the Syrian Democratic Forces, according to a statement on social med...

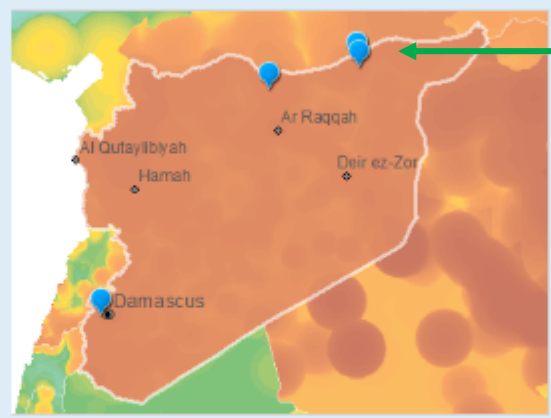
11 Nov 2019 In Mahmoudiya, Hasaka province, the Syrian National Army seized full control from the Syrian Democratic Forces, according to a statement on social med...

11 Nov 2019 In Qasimiya, Hasaka province, Turkish Army and the Syrian National Army attacked the Syrian Democratic Forces, according to a pro-Kurdish news outlet.

More Intelligence Events

Location Risk: Combined

Local view Region view



Ar Raqqa
Deir ez-Zor
Hamah
Al Qutaybiyah
Damascus

Go to the Map Tool

More Risk Ratings

Research

No results for current selection

More Research and Data - Global

METHODOLOGY & GLOSSARY

Location Analytics Scoring: Methodology and Definitions

Country Risk Ratings - Corporate Security Risk Methodology

Click on the pins in the mini map to highlight geocoded **Intelligence Events**.

Access our **Methodology** documents.

Click the links to access **more Intelligence Events**, or the **Map** for a detailed, interactive view



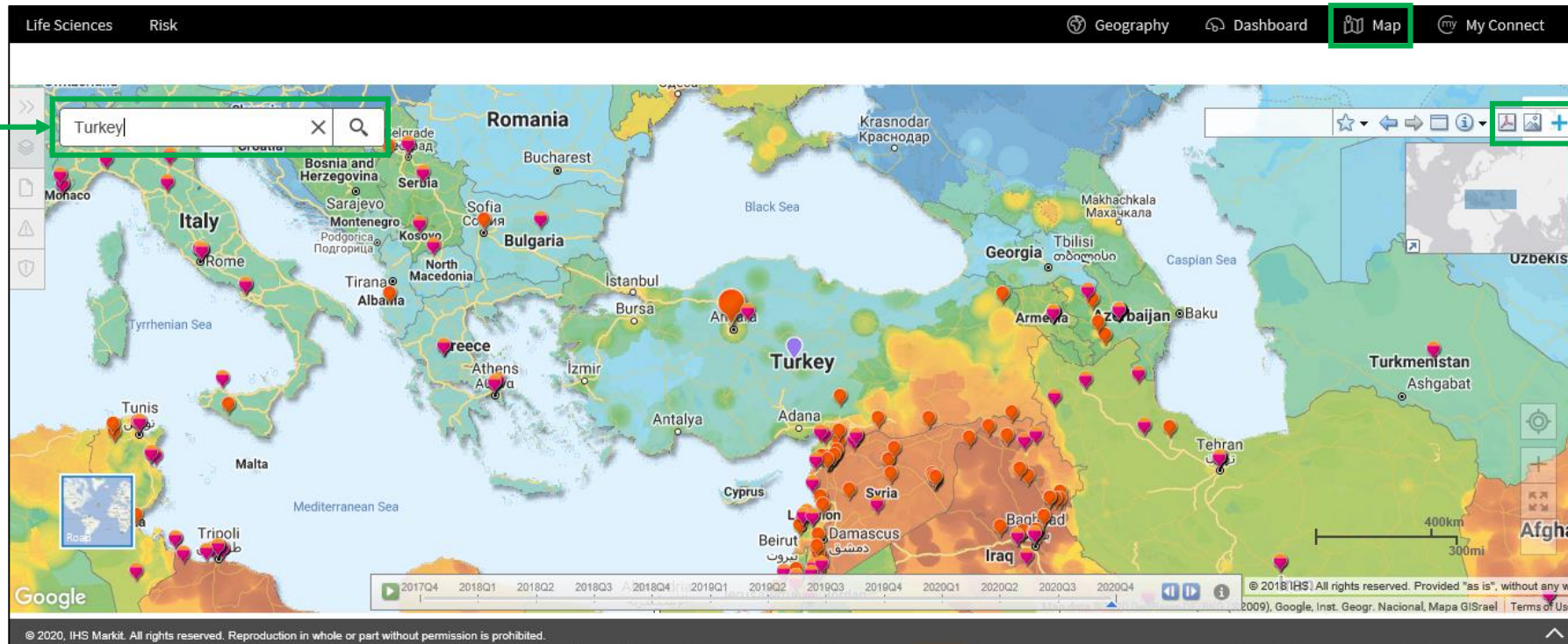
Map

Interactive visualization tool for location-specific risk assessments

Map

In Connect, click on **Map** to access our main mapping tool

On the **Search for Places** box, type the location you would like to zoom into.
Example: Turkey

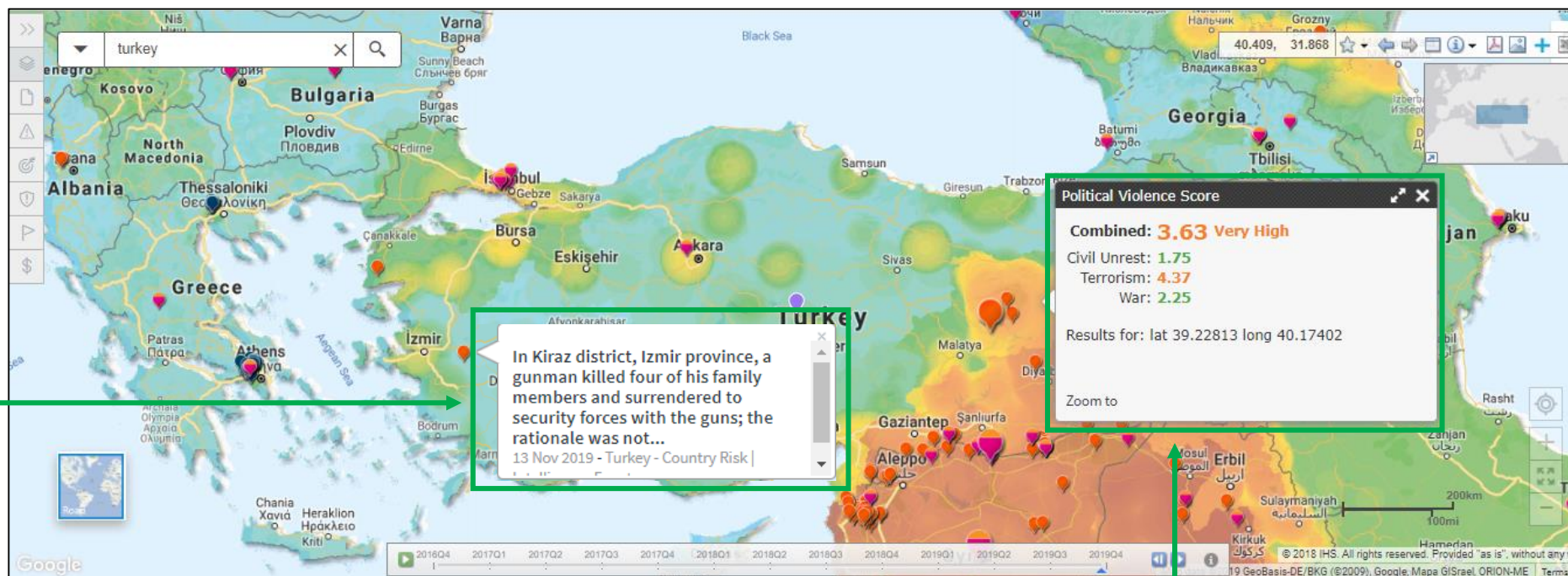


Export the map to PDF  or to Image . Click on the  sign to save it to My Connect.

Map

Access the **MAP** to view the location risk scores for Every Point on the Planet (EPOP scores)

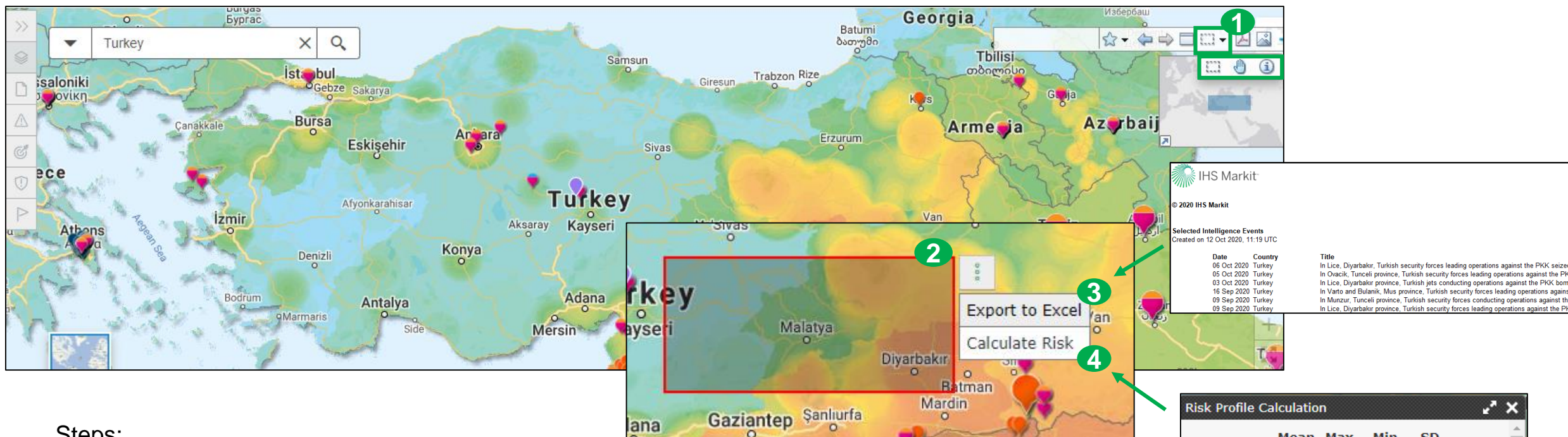
Click on the orange pins to read about the **Intelligence Events**, the pink pins for the **Real Time Security Alerts** and blue pins to read about the **Terrorist Targets**.



Click on any point on the map to get the **Political Violence** (combined), **Civil Unrest**, **Terrorism** and **War** scores for each specific location.

Map

Access the **Map** to search/export content and to calculate a risk profile based on Location Risk



Steps:

1. Select Rectangle mode ("Select geometry")
2. Set the rectangle
3. Click on **Export to Excel** to export Intelligence Events tagged from the selected area to Excel
4. Or click on **Calculate Risk** to calculate a risk profile for the selected area

Selected Intelligence Events
Created on 12 Oct 2020, 11:19 UTC

Date	Country	Title
06 Oct 2020	Turkey	In Lice, Diyarbakir, Turkish security forces leading operations against the PKK seized
05 Oct 2020	Turkey	In Ovacik, Tunceli province, Turkish security forces leading operations against the PK
03 Oct 2020	Turkey	In Lice, Diyarbakir province, Turkish jets conducting operations against the PKK bomb
16 Sep 2020	Turkey	In Varto and Bulank, Mus province, Turkish security forces leading operations against
09 Sep 2020	Turkey	In Munzur, Tunceli province, Turkish security forces conducting operations against the
09 Sep 2020	Turkey	In Lice, Diyarbakir province, Turkish security forces leading operations against the

Risk Profile Calculation

	Mean	Max	Min	SD
Combined	2.79	4.58	1.41	0.88
Civil unrest	1.57	2.31	1.25	0.33
Terrorism	3.28	5.02	1.67	0.96
War	1.88	2.53	1.32	0.27

Updated on 10 Oct 2020

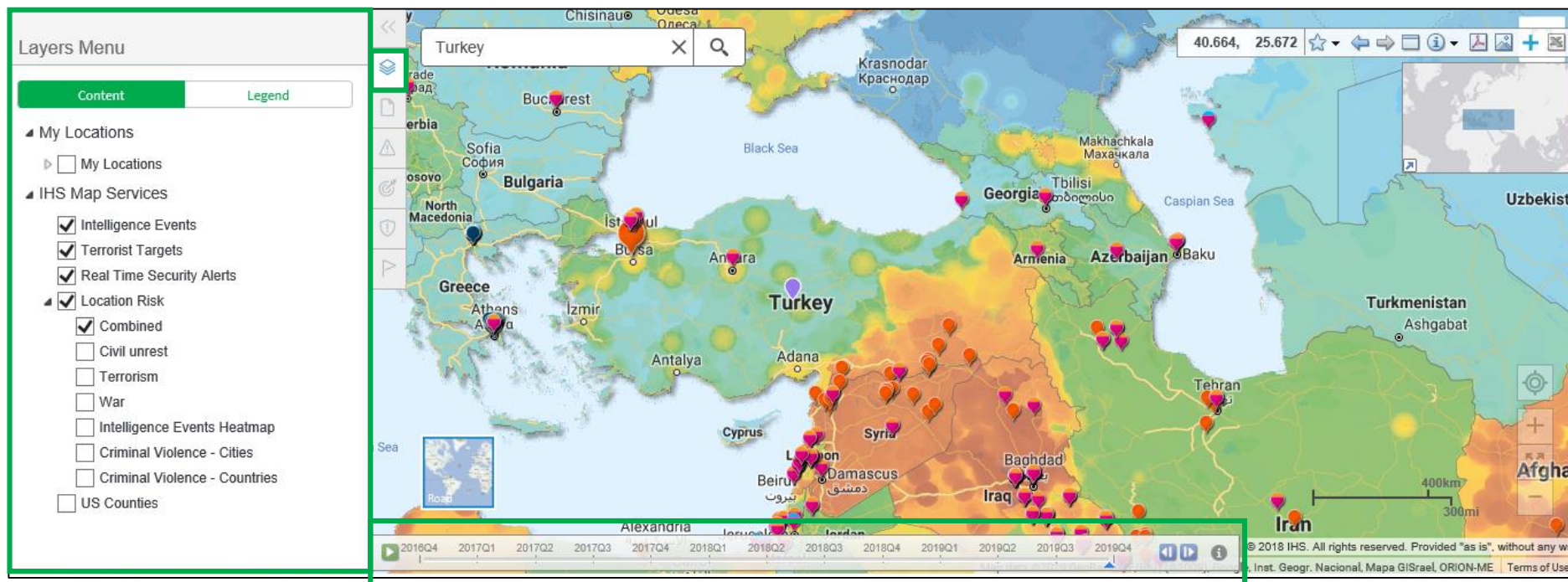
Copy to Clipboard



Map

Manage your MAP preferences by opening the Action Panel

Click on the **Layers Menu** icon to manage the content to be displayed on the Map. Tick to enable Intelligence Events, Terrorist Targets, Real Time Security Alerts and one of the Location Risk layers available.





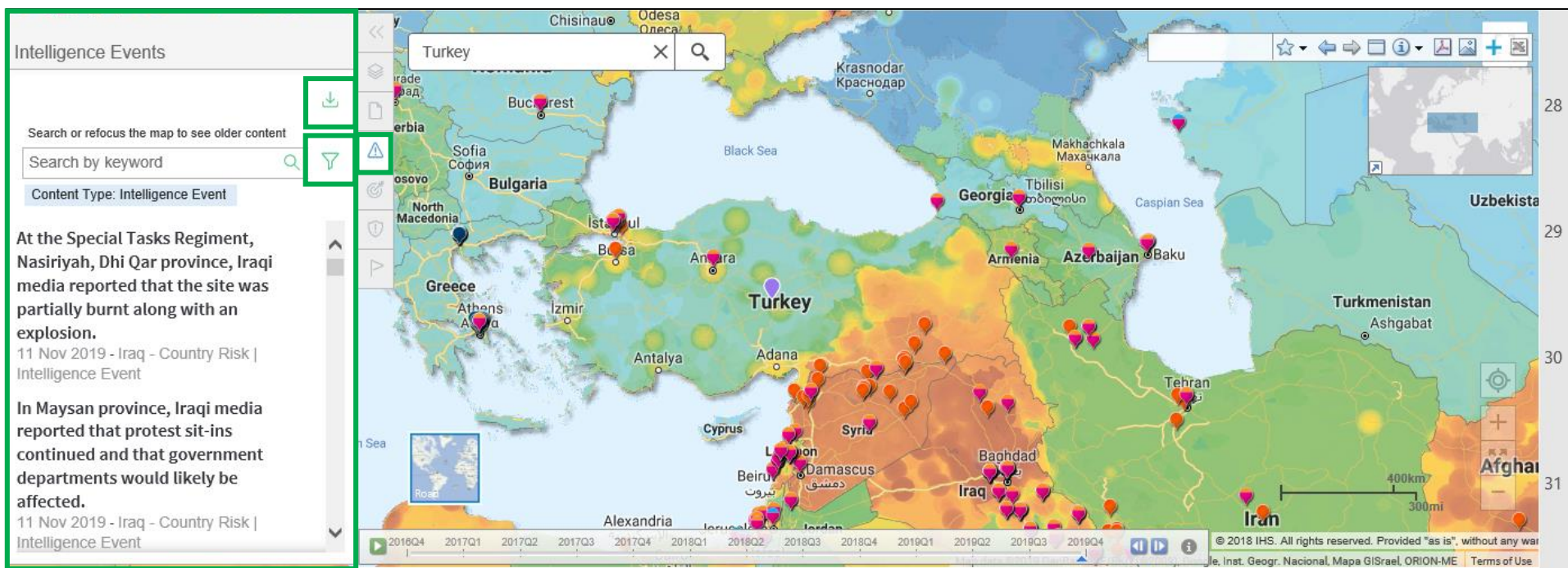
Click on the **time slider** to access the screenshots of previous quarters.



Map

Access the **MAP** to view the geocoded Intelligence Events, Real Time Security Alerts and Terrorist Targets

Click on the Intelligence Events icon to perform keyword searches and on the  icon to apply risk filters and select the publication date. Export the Intelligence Events to Excel by clicking on . Filters can also be applied to Terror Targets and Real Time Security Alerts.



Menu options will appear based on the user's access or company subscription.

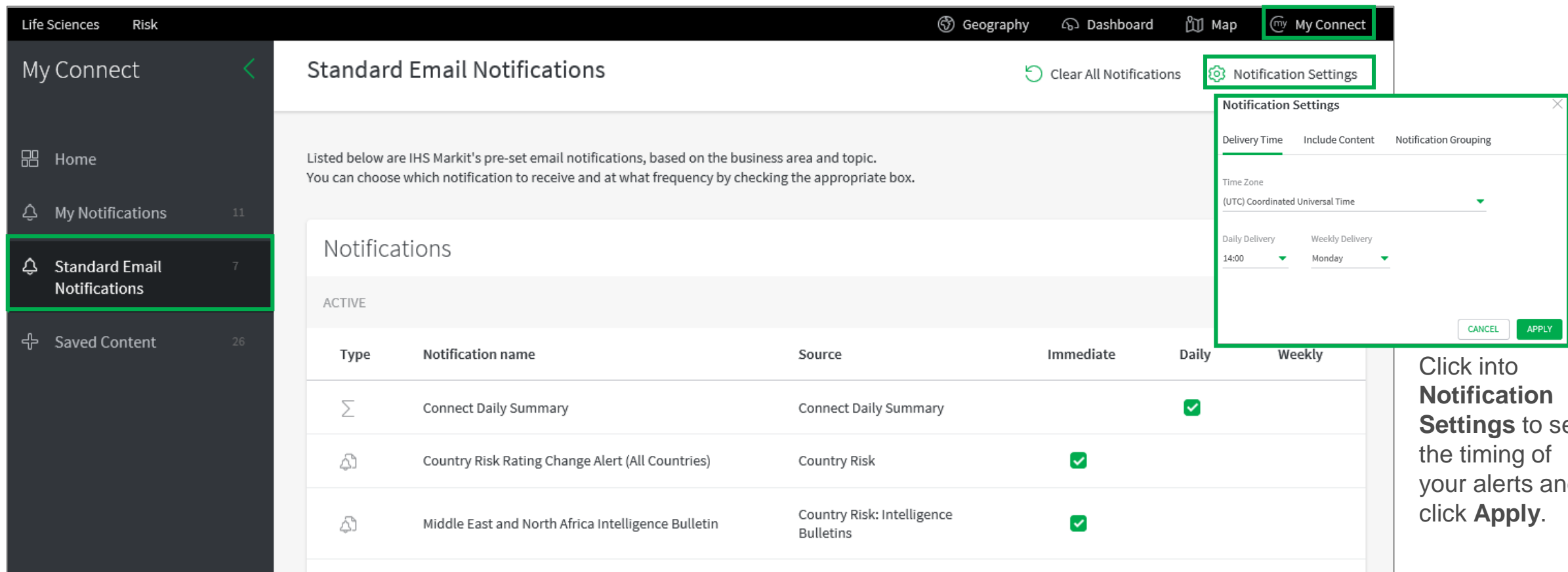


My Connect

Email alert options, access to saved content and Report Builder

My Connect – Email Notifications

Click on **My Connect** to manage **Email Notifications** by selecting/deselecting the check boxes in the Immediate, Daily or Weekly columns



Life Sciences Risk Geography Dashboard Map **My Connect**

My Connect <

Home

My Notifications 11

Standard Email Notifications 7

Saved Content 26

Standard Email Notifications

Clear All Notifications Notification Settings

Listed below are IHS Markit's pre-set email notifications, based on the business area and topic. You can choose which notification to receive and at what frequency by checking the appropriate box.

Notifications

ACTIVE

Type	Notification name	Source	Immediate	Daily	Weekly
Σ	Connect Daily Summary	Connect Daily Summary		<input checked="" type="checkbox"/>	
🔔	Country Risk Rating Change Alert (All Countries)	Country Risk	<input checked="" type="checkbox"/>		
🔔	Middle East and North Africa Intelligence Bulletin	Country Risk: Intelligence Bulletins	<input checked="" type="checkbox"/>		

Notification Settings

Delivery Time Include Content Notification Grouping

Time Zone
(UTC) Coordinated Universal Time

Daily Delivery Weekly Delivery
14:00 Monday



CANCEL APPLY

Click into **Notification Settings** to set the timing of your alerts and click **Apply**.

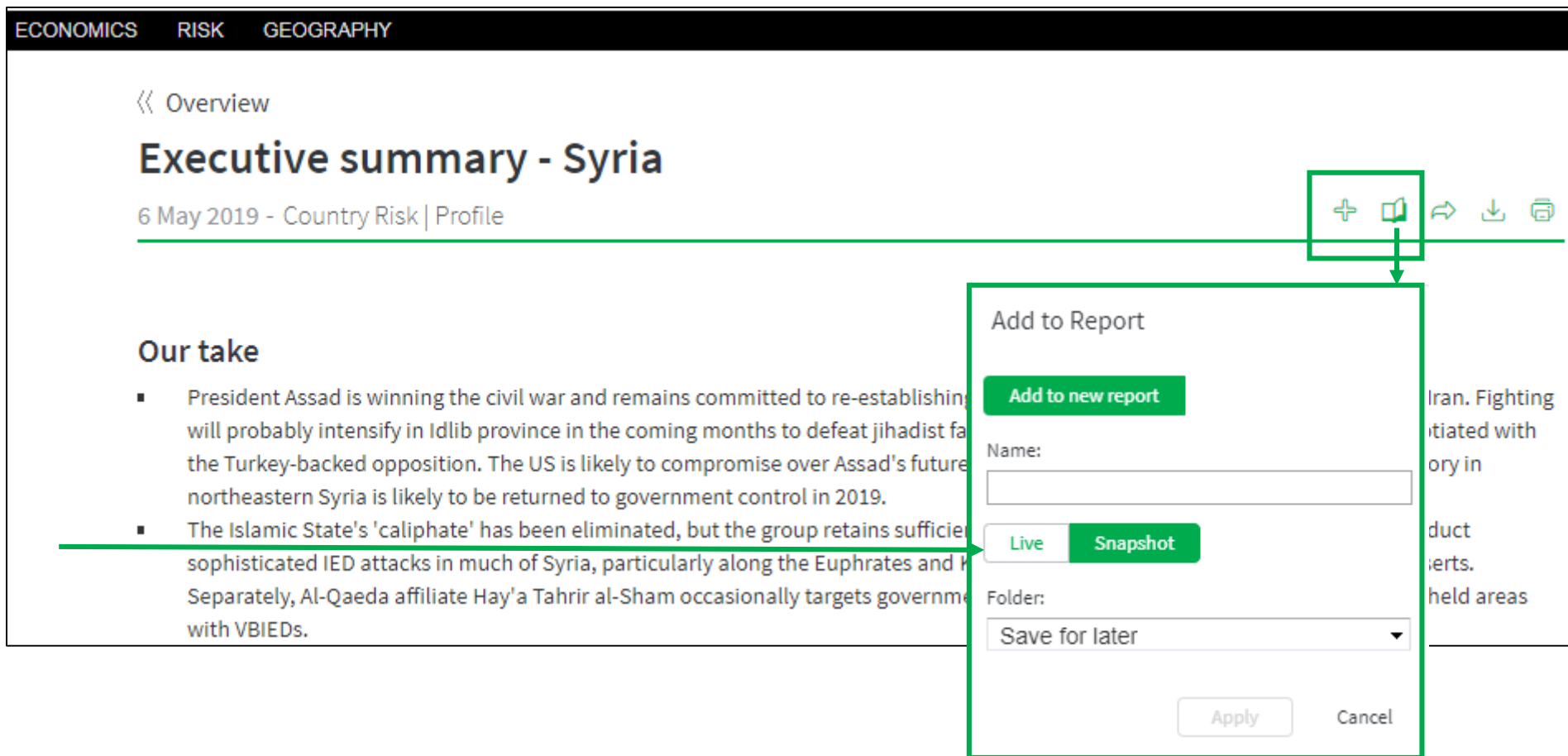


My Connect – Saving Content

When navigating the platform, save content into **My Connect** to access it later or to build a report

Click on the  icon to save the content to My Connect. Alternatively, click on the **Add to Report** icon  to build your own report.

Set the content to **Live** to get the latest updates or to **Snapshot**.



ECONOMICS RISK GEOGRAPHY

<< Overview

Executive summary - Syria

6 May 2019 - Country Risk | Profile

Our take

- President Assad is winning the civil war and remains committed to re-establishing control. Fighting will probably intensify in Idlib province in the coming months to defeat jihadist forces. The Turkey-backed opposition. The US is likely to compromise over Assad's future. northeastern Syria is likely to be returned to government control in 2019.
- The Islamic State's 'caliphate' has been eliminated, but the group retains sufficient forces to conduct sophisticated IED attacks in much of Syria, particularly along the Euphrates and Taurus. Separately, Al-Qaeda affiliate Hay'at Tahrir al-Sham occasionally targets government forces with VBIEDs.

Add to Report

Add to new report

Name:

Live **Snapshot**

Folder:

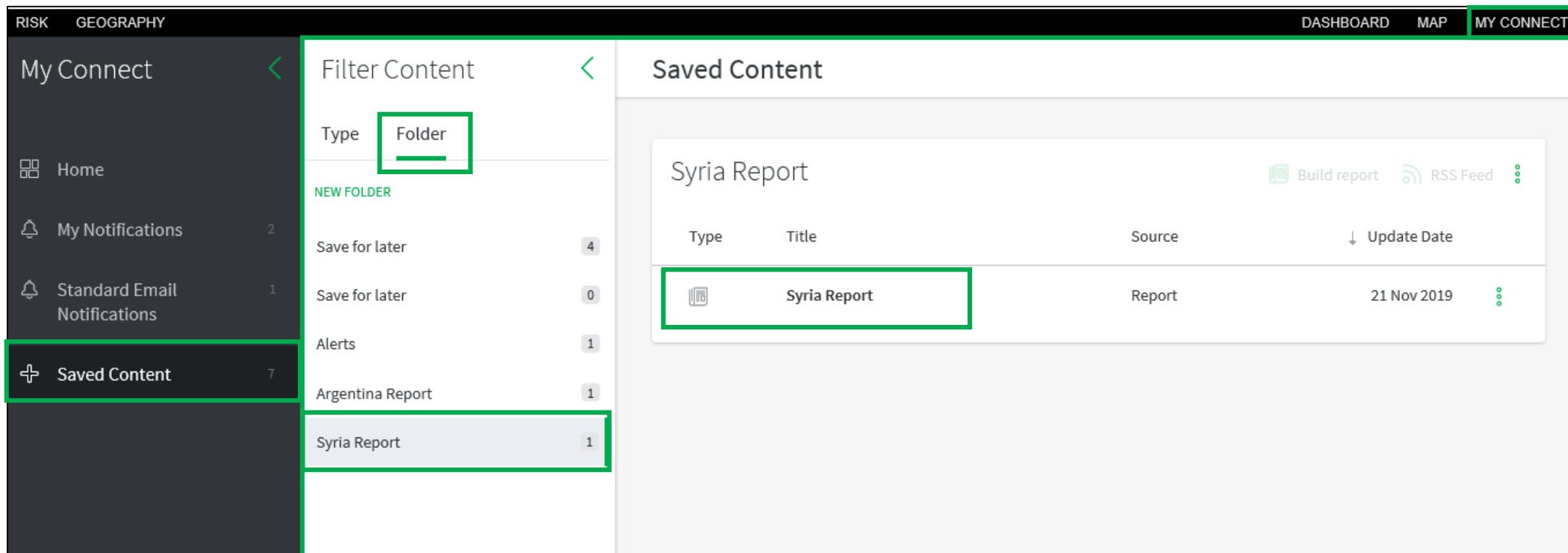
Save for later

Apply Cancel

My Connect - Report Builder

On **My Connect**, access your **Saved Content** and click on **Folder** to access the saved reports

Retrieve your **Saved Content** by clicking on **Folder**. Click on the folder that you want to access and click on the saved report to open it.



The screenshot displays the 'My Connect' interface with a dark sidebar on the left and a main content area on the right. The sidebar contains a 'My Connect' header and a list of navigation items: 'Home', 'My Notifications' (2), 'Standard Email Notifications' (1), and 'Saved Content' (7). The 'Saved Content' item is highlighted with a green border. The main content area is divided into two sections. The left section, titled 'Filter Content', has a 'Type' dropdown menu with 'Folder' selected and highlighted with a green border. Below this, there is a 'NEW FOLDER' section with a 'Save for later' button (4) and an 'Alerts' section with a 'Save for later' button (0). The right section, titled 'Saved Content', displays a table with the following data:

Type	Title	Source	Update Date
Report	Syria Report	Report	21 Nov 2019

The 'Syria Report' row is highlighted with a green border. The table also includes a 'Build report' button, an 'RSS Feed' button, and a three-dot menu icon for each row.

My Connect - Report Builder

On **Report Builder**, edit the report content and Export it to **PDF**, **Word** or **Save**

Review the Title, add Subtitle and Introduction.

Report Builder

Report Title: Syria Report

Subtitle:

Introduction:

CONTENT LIST

Ordered By: Country Type Custom

Article content: Live Snapshot

Add your section

Executive summary - Syria

Syria , Research

Terrorism risks : Security - Syria

Syria , Research

Risks to individuals : Security - Syria

Syria , Research

Risks to property : Security - Syria

Syria , Research

Export to PDF

Export to Word

Save

Cancel

Use **Ordered By** to arrange saved content by Country, by Type, and in Custom to drag and drop articles to your preferred order. Add your own section (optional) and export to **PDF** or **Word**.



Search and Custom Email Alerts

Search, Refine, Save your search criteria and enable Email Alerts

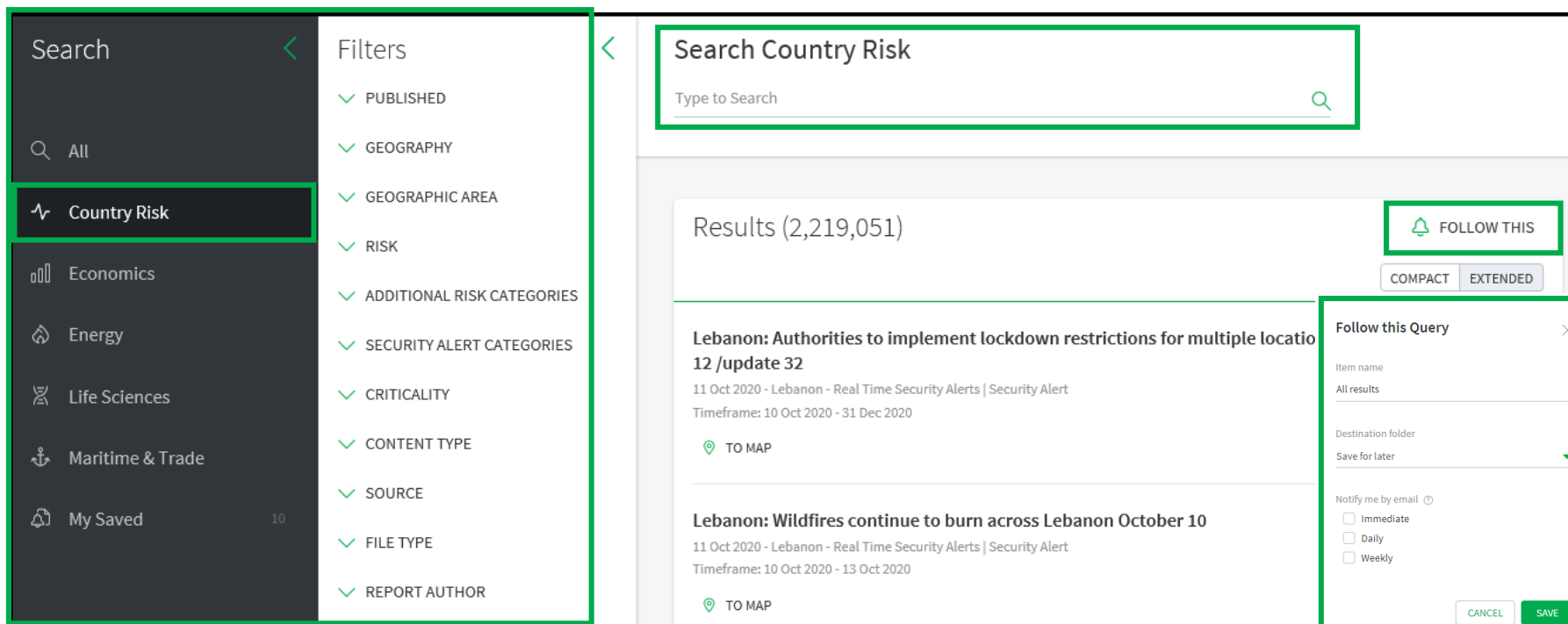
Search and Custom Email Alerts

In the **Search Connect** box, click on the magnifying glass icon to access the Search page

Search Connect



Refine your Search by selecting one of the following options on the left side: All or Country Risk. **Apply Filters**, such as **Geography, Risk** and **Content Type**. You can also type in search terms to further refine your search.



The screenshot displays the IHS Markit Search interface. On the left, a sidebar contains a 'Search' section with a magnifying glass icon and a list of categories: All, Country Risk (highlighted), Economics, Energy, Life Sciences, Maritime & Trade, and My Saved (10). To the right of the sidebar is a 'Filters' section with a list of filter categories, each preceded by a green checkmark: PUBLISHED, GEOGRAPHY, GEOGRAPHIC AREA, RISK, ADDITIONAL RISK CATEGORIES, SECURITY ALERT CATEGORIES, CRITICALITY, CONTENT TYPE, SOURCE, FILE TYPE, and REPORT AUTHOR. The main content area is titled 'Search Country Risk' and features a search bar with the placeholder text 'Type to Search'. Below the search bar, the results are displayed as 'Results (2,219,051)'. Two search results are visible: 'Lebanon: Authorities to implement lockdown restrictions for multiple locations 12 /update 32' and 'Lebanon: Wildfires continue to burn across Lebanon October 10'. Each result includes a date, location, and a 'TO MAP' button. A 'FOLLOW THIS' button is located above the results. A 'Follow this Query' dialog box is open on the right, showing fields for 'Item name', 'All results', 'Destination folder', and 'Save for later'. It also includes a 'Notify me by email' section with checkboxes for 'Immediate', 'Daily', and 'Weekly'. The dialog has 'CANCEL' and 'SAVE' buttons at the bottom.

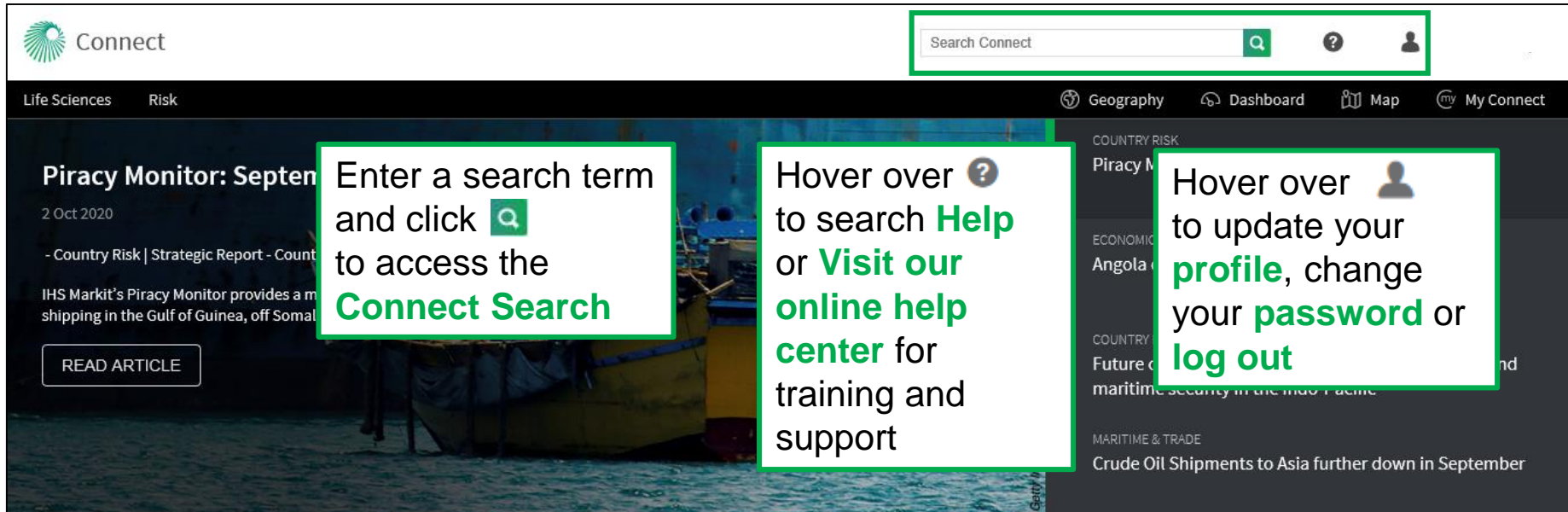
Click on **Follow This**, name your alert and choose/create a folder from the Folder menu. Select **Immediate, Daily** or **Weekly** from the **Notify me by email** options and click **Save** to enable the email alert.



User Options




User Options

Access Search, Help, Settings, and your User Profile at the top of the page



The screenshot shows the IHS Markit Connect website. At the top, there is a navigation bar with the 'Connect' logo on the left and a search bar, a help icon (question mark), and a user profile icon on the right. Below the navigation bar, there are tabs for 'Life Sciences' and 'Risk'. The main content area features a large article titled 'Piracy Monitor: September 2020' with a 'READ ARTICLE' button. To the right of the article, there are several smaller articles under the heading 'COUNTRY RISK', including 'Piracy Monitor', 'ECONOMIC', 'Angola', 'Future of maritime security in the Indo-Pacific', and 'MARITIME & TRADE'.

Annotations on the screenshot include:

- A green box around the search bar with the text: "Enter a search term and click  to access the **Connect Search**".
- A green box around the help icon with the text: "Hover over  to search **Help** or **Visit our online help center** for training and support".
- A green box around the user profile icon with the text: "Hover over  to update your **profile**, change your **password** or **log out**".

Contact Us

Contact Us

To schedule a complimentary Connect training, email us on IHSConnectTraining@ihsmarkit.com.

Americas

+1 800 447-2273

Europe, Middle East and Africa

+44 1344 328 300

Asia Pacific

+604 291 3600

Japan

+81 3 6262 1887

Email

Customercare@ihsmarkit.com

Mobile App

Access IHS Markit Connect anywhere, anytime for the information, insight and analytics necessary to make critical decisions. Download the free Connect [iPad](#) and [Smartphone](#) apps to your mobile device.

