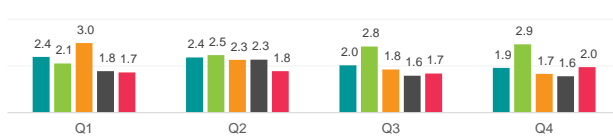


Securities Lending Returns in iBoxx EUR Corporates Index



IHS Markit iBoxx EUR Corporates Index is designed to reflect the performance of the EUR denominated investment grade corporate debt issued by public or private corporations. The index rules aim to offer a broad coverage of the EUR bond universe, whilst upholding minimum standards of investability and liquidity. IHS Markit Securities Finance provides the securities lending return made from the bonds in the index since 2015 and further provides a break down by fee categories, ratings & years to maturity as well as the level of Utilization in the index constituents. There are currently 2829 bonds on loan out of the 3305 bonds in the index

SL Returns to Lendable (bps) : Quarterly Comparison



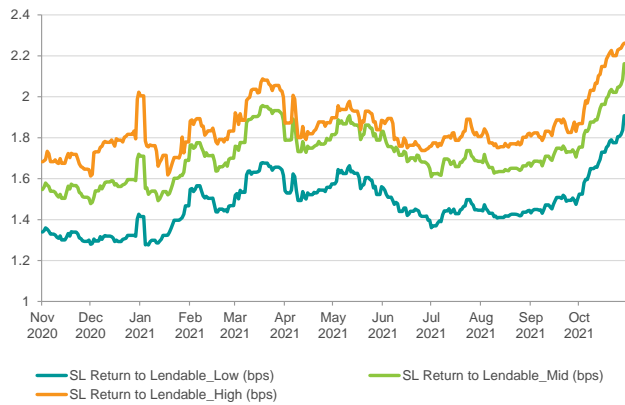
Indexed Utilization

	2017	2018	2019	2020	2021*
End of Year Utilization Levels	78.6	118.6	76.6	89.7	129.6
YOY change	-4%	51%	-35%	17%	44%

Index base date : 1st Jan 2015

* As of 31st Oct 2021

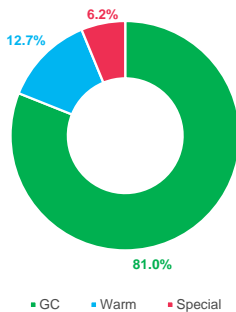
SL Returns to Lendable : Nov 20 to Oct 21



Period	SL Return to Lendable_Low (bps)		SL Return to Lendable_Mid (bps)		SL Return to Lendable_High (bps)	
	2021	2020	2021	2020	2021	2020
Annualized	2021	2020	2021	2020	2021	2020
Jan	1.4	1.4	1.6	1.6	1.7	1.7
Feb	1.5	1.4	1.7	1.7	1.8	1.7
Mar	1.6	1.8	1.9	2.1	2.0	2.1
Apr	1.5	2.1	1.8	2.4	1.9	2.7
May	1.6	2.0	1.8	2.3	1.9	2.7
Jun	1.5	1.8	1.7	2.1	1.8	2.4
Jul	1.4	1.4	1.7	1.7	1.8	1.9
Aug	1.4	1.3	1.7	1.6	1.8	1.7
Sep	1.5	1.3	1.7	1.5	1.8	1.7
Oct	1.7	1.4	2.0	1.6	2.1	1.7
Nov	-	1.3	-	1.5	-	1.7
Dec	-	1.3	-	1.6	-	1.8
YTD	1.5	1.6	1.8	1.8	1.9	2.0
Full Year	1.5	1.5	1.8	1.8	1.9	2.0
Nov 20 to Oct 21	1.5		1.7		1.8	

SL Revenue Contribution by Fee Categories

Annual Contribution by Fee Categories: Nov 20 to Oct 21



Period	GC Contribution		Warm Contribution		Special Contribution		Warm Securities		Special Securities	
	2021	2020	2021	2020	2021	2020	2021	2020	2021	2020
Month	2021	2020	2021	2020	2021	2020	2021	2020	2021	2020
Jan	78%	67%	17%	12%	6%	22%	202	238	23	21
Feb	82%	68%	14%	9%	4%	22%	187	216	18	17
Mar	80%	71%	16%	11%	4%	18%	169	215	21	20
Apr	85%	65%	11%	16%	5%	19%	185	295	19	23
May	85%	61%	11%	19%	4%	20%	171	348	17	24
Jun	85%	60%	11%	20%	4%	20%	175	309	17	27
Jul	84%	68%	10%	21%	6%	11%	170	281	19	28
Aug	83%	73%	10%	19%	6%	8%	164	269	20	23
Sep	82%	75%	11%	17%	7%	8%	165	256	18	23
Oct	75%	77%	11%	17%	14%	6%	173	205	22	20
Nov	-	79%	-	15%	-	6%	-	180	-	19
Dec	-	77%	-	17%	-	6%	-	197	-	20

SL Revenue and SL Return to Lendable by Years to Maturity and Ratings for Oct 2021

Ratings	SL Return to Lendable (bps)	SL Revenue Contribution
AAA	0.7	0.1%
AA	1.3	4.6%
A	1.5	29.1%
BBB	2.4	66.2%

Years to Maturity	SL Return to Lendable (bps)	SL Revenue Contribution
3 Years and Less	1.2	14.1%
Between 3 and 5 Years	2.3	29.6%
Between 5 and 7 Years	2.3	24.4%
7 Years and more	2.0	31.9%

Notes

- SL Return to Lendable_Low: Returns from securities lending relative to lendable value from all the lender funds who are part of the IHS Markit Securities Finance group. Finance trades are removed from our calculation
- SL Return to Lendable_Mid: Returns from securities lending relative to lendable value from only those lender funds with active loans in respective market areas that are part of the index. Funds are classified as active on a daily basis for individual market areas. Finance trades are removed from our calculation. This metric is used in the report unless stated otherwise
- SL Return to Lendable_High: Returns from securities lending relative to lendable value from only those lender funds with the highest loan value that represent 80% of the cumulative loan value in respective market areas that are part of the index. Funds are classified on a daily basis for individual market areas within the index. Finance trades are removed from our calculation
- Indexed Utilization: Indexed Utilization tracks the daily change in lender loan value relative to lendable value calculated for the iBoxx index with an index base date of 1st Jan 2015 where the index is set to a base value of 100
- Fee Classification: Securities with value weighted average securities lending fee of <= 35 bps are classified as GC, > 35 bps & <= 150 bps are classified as Warm and > 150 bps are classified as Special. This fee classification is done on a daily basis