

# Securities Transaction Exception Analytics Report (STEAR)

A report to help improve monitor and review best execution

Market Intelligence has created a report to enhance your trade management oversight by providing analysis at transaction level by comparing your activity against over 3.4 million daily transactions.

The report will help focus reviews on trade exceptions and provide greater transparency utilizing the most comprehensive data available. The report can be tailored, providing additional depth and flexibility to help you align the outputs to your own best execution policy.

## Key Features

- Review only those trades exceptions in the same collateral bucket (Cash vs Non-Cash)
- View only those trade exceptions where there is at least one trade in the market
- Parameters to split the exceptions into GC, Warm and Specials. This should control for most of the nuances around haircuts, collateral schedules etc.
- Add a client-based threshold where the exception will be reported only if the market fee is greater than the client fee by 'x' bps or 'x' %
- Set minimum size of client trades and their market comparable trades which is set by user
- Sole trading report containing trades which are only traded by the client on the day and compare those against the last available market fee and/or VWAF. In these instances, further review will be required by the client

## Report Delivery

We have the flexibility to provide the report to you via:

- Market Intelligence Web Portal
- Excel Toolkit or API
- Daily Datafeed

## How do I get access?

Please speak to your Account Manager or your Product Specialist who will be happy to assist you to set up a trial. Alternatively, please send an email to [MSF-SalesTeam@ihsmarkit.com](mailto:MSF-SalesTeam@ihsmarkit.com) and a member of our sales team will contact you.

## Key stats

**\$36 trillion**

Lendable Value

**\$3.2 trillion**

Value on Loan

**3 million**

Daily Transactions

**222,000+**

Equity and Fixed  
Income Instruments

**20,000**

Underlying Institutional  
Funds contributing

**15+ years**

Of Daily History

## Customers






**Lending Agents**

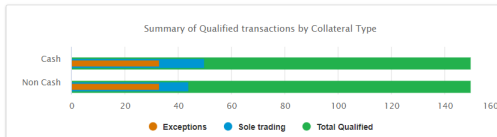
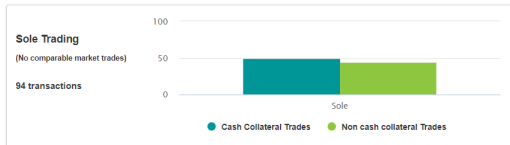
**Direct Lenders**

## Key benefits

**Improve  
trade execution  
best practices**

## Client Trades Summary

<b>Exceptions</b>  Cash Collateral <b>33</b>	<b>Exceptions</b>  Non Cash Collateral <b>33</b>
 Total transactions <b>300</b>	 Qualified transactions <b>300</b>
 Excluded transactions <b>0 Total</b>	<b>0 Term   0 YE</b>

[illegible]

For more information on S&P Global products and services.

## SALES

sales@ihsmarkit.com

## Americas

+1-212-931-4900

**EMEA**

+44-20-260-2000

## Asia-Pacific

+852-3726-7009

Copyright © 2022 by S&P Global. All rights reserved. No content, including by framing or similar means, may be reproduced or distributed without the prior written permission of S&P Global or its affiliates. The content is provided on an “as is” basis.

860633264\_0322\_JH